

Confidential

MEDICAL COUNCIL OF INDIA
ASSESSMENT FORM FOR 100 ADMISSIONS REPORT

Part A-I

(To be filled by the Institution)

1.1 Type of Assessment U/S 10A- Regular: Letter of Permission (), 1st renewal (), 2nd renewal (), 3rd renewal (), 4th renewal (✓)

U/S 11 -Regular: Recognition (✓), U/S 19 Continuation of Recognition Regular (✓)


Any Other:

Note:

1. All rows/columns must be filled.
2. 'Not Applicable' should be clearly written wherever a required information is not relevant.
- 3.- All pages of the A-I are to be signed by Dean/Principal/Director.

Name of the Institution	: INDIRA GANDHI INSTITUTE OF MEDICAL SCIENCES, SHEIKHPURA, PATNA, BIHAR
Address	: Sheikhpura, Patna- 800 014.
Telephone No.	: 0612-2297631, 2297099, 2296329 (O)
E-mail	: <u>director@igims.org</u> <u>director@igims.in</u>
Fax	: 0612-2297225
Website	: <u>www.igims.org</u> <u>www.igims.in</u>
Management	: Board of Governors (An Autonomous Institute of Govt. of Bihar)
Regn. no. of Society/Trust/Company:	: IGIMS, Act 1984 (Bihar Act No.- 10/84)

Date: 3/3/16

Signature with stamp 
Dean/Principal/Director
 Indira Gandhi Institute
 Medical Sciences, Sheikhpura, Patna

Consent/Affiliation from University : Indira Gandhi Institute of Medical Sciences, Patna is itself a University created by an Act of Bihar Legislature and recognized by UGC under the above mentioned category (Annexure -I)

Period of Validity : PERMANENT

No. of seats as per Essentiality Certificate : 100 Admission per year (Annexure -II)
(Information not required for renewal/recognition inspection)

Period of Validity : LETTER OF PERMISSION VALID FOR 2015-16 (Annexure -III)

Assessment Date : 02-02-2016

Last Assessment Date : 21-&22Nov. 2014 – Regular & Verification Assessment-22-04-2015

1.2 For LOP ONLY:

(a) Location: The applicant college is located in Patna (city/village) of Patna taluka Patna district of Bihar state.

(b) The College has following plots of land: **Enclosed** (Annexure -IV)

Plot #	Survey #	Place	Area	Remarks if any
	Thana No. 09	Vill - Sheikhpura Old Thana-Phulwarisharif New-Shastri Nagar Dist- Patna	130.22 Acres	

Date:

3/3/14

Signature with stamp, Dean/Principal/Director

Indira Gandhi Institute
Medical Sciences, Sheikhpura, Patna

(c) The campus is unitary

- 1.3 Building Plan approval from the competent authority: Health Department Government of Bihar (name of the authority and date of approval).
- 1.4 Buildings: The medical college occupies a Ground plus Two Storied building - New Plan Enclosed (Annexure-V)
The hospital is located in a separate building. Yes.
OPD block is part of the hospital building / in a Two storied seprate OPD block connedted by a corridor with the hospital building. Space is adequate for all teaching in all the departments and also for central facilities. Total floor area available is:
- | | | |
|------------------------------|-----------------|--------|
| College: | <u>Enclosed</u> | sq.mt. |
| Hospital (including OPD): | <u>Enclosed</u> | sq.mt. |
| Hostel & Residential complex | <u>Enclosed</u> | sq.mt. |
- 1.5 Building Use/ Occupancy Certificate: approved by ____ order no: ____ dated ____ Health Department Government of Bihar
- 1.6 Nearest airport: Jai Prakash Narayan International Air port, Patna, 2.5, kms.
- 1.7 Nearest Railway Station: Patna 8 kms.
- 1.8 Water Supply: Through Municipal _____ / Borewells. ☒ Institute has its own Borewells (five in number)
- 1.9 Electric supply: Sanctioned Load 670 KVA.
- 1.10 Generators: available/not available, Available load 500 KVA
- 1.11 Drainage & sewage disposal: CTF/ SELF ☒
- 1.12 Working Hours:
1. OPD Timings: 8.30 AM to 4.30 PM
 2. College Timings: 9.00 AM to 5.00 PM
 3. Library Timings: 9.00 AM to 10.00 PM

Date: 21/3/16

Signature with stamp Dean/Principal/Director


DEAN

Jodira G... Institute
Kolkata 181000, P. N. Aggar, Patna

1.13 Annual Budget: College & Hospital

Year	Current Financial Year	
	College	Hospital
Salary	Enclosed – (Annexure –VI)	
- Doctors		
- Resident Doctors		
- Other Staff		
Technical Training		
Library & Education		
Maintenance		
Contingencies		
Others		
Total		

Date: 3/3/16


 Signature with stamp Dean/Principal/Director
 DEAN
 Indira Gandhi Institute
 Medical Sciences, Sheikhpura, Patna

1.14 Paramedical staff (Nos.): Give details of technicians department wise (Enclosed -Annexure -VII)

Department	Technician	Assistant	Attendant	Other
Radiology	11	09	05	01
Biochemistry	09	08	02	02
Microbiology	11	04	02	01
Serology	01			
Heamatology	03		02	0
Histo-pathology+ Pathology	02	05	02	01
Cytopathology	01			
OT	10	10	10	04
Anesthesia	05	07	03	01
Blood Bank	03		02	01
Labour Room		02	05	09
Emergency Room	03		04	04
CSSD	02			01
Mortuary				
Laundry	Outsourced to private Agency M/s Inductus to operate the Laundry unit which is established by this Institute.			
Electrical	04	02	Outsource to private Agency-07	
Housekeeping	Outsource to private Agency M/s Frontline, Patna			
Bio-medical	02		03	01

Date:


3/3/16

Signature with stamp of Dean/Principal/Director
Indira Gandhi Institute
Medical Sciences, Sheikpura, Patna

BWM	CBWTF has been purchased by Institute through open tender process and established by this Institute. Outsourced to operate to private Agency M/s S. S. Medical System India Pvt. Ltd.			
Pharmacy	Pharmacist-01			

Department (Medical College)	Technician	Assistant	Attendant	Other
Anatomy	04		03	03
Biochemistry	02	03	03	
Physiology	01	03	01	01
Microbiology	04			01
Pathology	04		02	
Forensic Medicine	01		01	01
Community Medicine	01			01
Pharmacology		01	01	01
UHC	02	01	01	
RHC	02	01	01	

Date: 2/3/16


 Signature with stamp Dean/Principal/Director
 DEAN
 Indira Gandhi Institute
 Medical Sciences, Sheikpura, Patna

1.15 Nursing Staff available:

(Enclosed -Annexure -VIII)

Category	No of Beds 486	
	Required Nos.	Available Nos.
Staff Nurses	203	210
Sister Incharge	33	60
ANS	07	10
DNS	03	01
Nursing Suptd	01	00
Total	247	281

1.16 Medical Education Unit (MEU): (Information not required for LOP inspection)

Available as per Regulations : Yes/No- Yes

Name of the MEU coordinator : - Dr. Namrata Kumari, Addl. Professor Department of Microbiology, IGIMS, Patna
(Annexure -IX)

Details of affiliated faculty : Enclosed

Details of the Orientation programme and Basic Course Workshop undergone by MEU } :

Coordinator: - Dr. Namrata Kumari, Addl. Professor Department of Microbiology, IGIMS, Patna

Name of the MCI Regional Centre where: - Sri Aurobind Institute of Medical Sciences & PG Institute, Indore,
Madhya Pradesh.

above training has been undertaken : List Enclosed

Date/s of the above workshops : 23-01-2016

Details & Duration of Workshops in Medical Education Technology conducted by MEU: —List Enclosed

Details of faculty who have undergone basic course workshop in *Medical Education Technology* at the allocated MCI
Regional CentreFeedback evaluation of workshops and action taken reports on the basis of feedback obtained
(comments in the annexure 1)

Date: 3/3/16

Signature with stamp Dean/Principal/Director
DEANIndira Gandhi Institute
Medical Sciences, Sheikpura, Patna

1.17 Continuing Medical Education: (Information not required for LOP inspection)

Details of CMEs/workshop organized by the college held in the past 1 year:

Details of the credit hours awarded for the past one year (details/comments in annexure)

(Annexure -X)

1.18 College Council: (Information not required for LOP inspection)

- Name, designation, contact no. and address of the President & Secretary.
- Composition of the Council (HODs as members & Principal / Dean as chairperson) Enclosed (Annexure -XI)
- No. of times the College Council meets per year (min 4) :- Three till date in current Academic Session
- Action taken report on College Council Meetings (details / comments in annexure II)

Approved Standing Academic Committee, perusal and approval is awaited from BOG

Date: 3/3/14



Signature with stamp Dean/Principal/Director

DEAN

Indira Gandhi Institute
Medical Sciences, Sheikpura, Patna

1.19 PG Course: If the college is running PG course; Please mention the intake of PG seats subject wise (**Annexure-XII**)

Sr No.	Subject	No. of Permitted sets	No. of recognized seats
01	M.Ch. (Urology) Degree recognized by MCI, vide letter no. MCI-260(22)/2012-Med./155996 Dated 23.01.2013	01 (One)	01 (One)
	M.Ch. (Urology) Degree Permitted increase seat by MCI, vide letter no. MCI-86(22)/2011-Med.100598 Dated 05.07.2013	02(Two)	02(Two)
02	DM Gastroenterology, Degree Permitted by MCI, vide letter no. MCI-86(22)/2011-Med.19666 Dated 04.07.2013	02(Two)	02(Two)
	DM Gastroenterology, Degree Permitted by MCI, vide letter no. MCI-86(22)2010-Med. /4811 dated 21/04/2011		
03	MD, Anaesthesia , Degree recognized by MCI, vide letter no.MCI-260 (22)2015-Med./144715. Dated 22-10-2015	04(Four)	04(Four)
04	MD, Microbiology, Degree recognized by MCI, vide letter no. MCI-260 (22)/2015-Med./112153 dated 01/06/2015	03(Three)	03(Three)
05	MD, Biochemistry, Degree recognized by MCI, vide letter no. MCI-260 (22)/2015-Med./113860 dated 03/06/2015	01(One)	01(One)

1.20 Clinical Material

(Enclosed- Annexure- XIII)

Item	Daily average (for last 3 randomly selected months)as provided by institute
O.P.D. attendance (At the end of OPD timing)	1236
Casualty attendance (24 hrs. data)	25
No of admissions	60.00
No. of discharges	

Date: 3/3/16

Signature with stamp Dean/Principal/Director

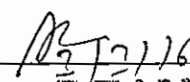
DEAN

Indira Gandhi Institute
Medical Sciences, Sheikhpura, Patna

Item	Daily average (for last 3 randomly selected months) as provided by institute
Bed occupancy:	421
No of Beds occupied	470
No of beds required	89.58
Bed occupancy %	
<u>Operative Work</u>	
No, of major surgical operations	9.25
No. of minor surgical operations	9.5
No. of normal deliveries	6
No. of caesarian sections	1
<u>Radiological Investigations</u>	O.P.D/I.P.D
X-ray	152
Ultrasonography	79
Barium, IVP etc.	5.48
C.T. Scan	30.56
<u>Laboratory Investigations - No of Tests</u>	O.P.D /I.P.D.
Biochemistry	1322
Microbiology	88.41
Serology	213
Haematology	1039.17

Date:

2/3/16

Signature with stamp  Dean/Principal/Director
Indira Gandhi Institute
Medical Sciences, Sheikpura, Patna

Item	Daily average (for last 3 randomly selected months) as provided by institute
Histopathology	5.5
Cytopathology	18.66
Others	--
Any other (HIV/ AIDS, DOTs, Malaria etc)	202

1.21 College Website

Sr. No.	Details of information	Provided or not (with no & date)
1	Dean, Principal & M.S.	Provided
2	Staff-Teaching & non Teaching*	Provided
3	CME, Conference, academic activity conducted	Provided
4	Awards, achievements received by the faculty.	
5	Affiliated university and its VC & Registrar.	Provided
6	Details of the MCs infrastructure	Provided
	a) Academic Facilities (LT, Demo rooms, Common rooms, Labs, Library, Skill lab, Computer Lab, Auditorium):	Provided
		Provided
		Provided

Date:

3/3/16

Signature with stamp Dean/Principal/Director
Indira Gandhi Institute
Medical Sciences, Sheikhpura, Patna

Sr. No.	Details of information	Provided or not (with no & date)
	Recreation Facilities: Indoor & Outdoor d) Medical Facilities for Students & Staff	Provided
7	Citizen Charter	Provided
8	List of students admitted category wise (UG & PG) in current and previous year.	Provided
9	Results of all examinations in previous year.	Provided
10	Details of members of the Anti Ragging Committee Members with contact details including landline Ph. mobile, email etc..	Provided
11	Toll free number to report ragging.	0612-2297225 0612-2297631
12	No. of ragging cases reported to Anti Ragging Committee and Action taken by Anti Ragging Committee.	One

Undertaking - To be given by the Dean/Principal of the Institute I hereby given an undertaking that :

- (i) The college will admit students only after obtaining the permission from Central Govt.
- (ii) In the event of this declaration turning out to be either incorrect or any part of this declaration subsequently turning out to be incorrect or false, it is understood and accepted that the undersigned shall be responsible for any such misdeclaration or misstatement.

Date:

3/3/16


Signature with stamp Dean/Principal/Director



DEAN
Cakra Chandra Institute
Medical Sciences, Sitapur, Patna

- (iii) In case, the declaration made by me is found to be false in any material point then necessary Civil / Criminal proceedings, including prosecution under Section 199 of the Indian Penal Code, 1860, may be initiated against me by the Competent Authority.
- (iv) The college has obtained all requisite statutory approvals.
- (v) The college has fulfilled all requirements as per the applicable Minimum Standard Requirement for the Medical College Regulations, 1999.
- (vi) The mandatory requirements laid down by the Persons with Disabilities Act are met by the college

Date: 3 / 2 / 16


Signature with stamp Dean/Principal/Director
DEAN
Indira Gandhi Institute
Medical Sciences, Sheikpura, Patna

DM. No. 156304

MEDICAL COUNCIL OF INDIA
ASSESSMENT FORM FOR 100 MBBS ADMISSIONS REPORT
 (INCREASE IN ADMISSION CAPACITY FROM ____ TO ____)

Part A-II
 (to be filled by the Assessors)

1.1 Type of Assessment U/S 10A-regular/compliance: Letter of Permission (), 1st renewal (), 2nd renewal (), 3rd renewal (), 4th renewal ()

U/S 11- Regular/Compliance: Recognition (✓), u/s 19 Continuation of Recognition ()

Any Other: _____

Name of the Institution	:	INDIRA GANDHI INSTITUTE OF MEDICAL SCIENCES, SHEIKHPURA, PATNA.		
Address	:	INDIRA GANDHI INSTITUTE OF MEDICAL SCIENCES, SHEIKHPURA, PATNA. Sheikhpura, Patna- 800 014.		
Telephone No.	:	0612-2297631, 2297099, 2296329 (O)		
E-mail	:	director@igims.in, director@igims.org		
Council Letter No & Date	:	MCI-37(1)(UG)/Recg -2/2016-17-Med./ & 25.02.2016		
Assessment Date		2/3/2016 & 3/3/2016	Last Assessment Date	22.04.2015
PG Courses	:	Yes : MD Anaesthesia, MD Biochemistry, MD Microbiology, DM Gastroenterology & M. Ch. (Urology)		

Signatures of the Assessors

Date: 3/3/16


Signatures of the Dean/Principal

Date: 3/3/16


DEAN
 Indira Gandhi Institute
 Medical Sciences, Sheikhpura, Patna

Particulars of Assessors

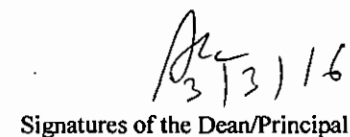
Name of the Assessors	Correspondence Address	Contact No	Email
Dr. M. K. Parashar Dept. of Medicine/Gen. Medicine, NSCB Medical College	Jabalpur, Madhya Pradesh	9425385504	parashar_mk@rediffmail.com mparashar1651@gmail.com
Dr. (Mrs.) U. S. Zingade, Professor & Head, Dept. of Physiology, Rajarshee Chatrapati Shahu Maharaj Govt. Medcial College	Kolhapur, Maharashtra	9423709118	uszingade@gmail.com
Dr. Elmy Samsun Rasul Professor, Dept. Of Microbiology Fakhruddin Ali Ahmed Medical College	Barpeta, Assam	9864065956	elmyrasul@yahoo.com


Signatures of the Assessors

Date: 3/3/16 Time:


3/3/16


3/3/16


Signatures of the Dean/Principal

Date: Time: **DEAN**
Indira Gandhi Institute
Medical Sciences, Sheikpura, Patna

1.2 The College has following plots of land:

The campus is. Proof of ownership & possession verified from original records at the time of Establishment of medical college/verified	Unitary/ Yes
--	--------------

1.3 Dean/Principal: Director & Vice Chancellor is Prof. (Dr.) N. R. Biswas, M.D., DM, DNB, D Sc. Clinical Pharmacology with 27 years approx of teaching experience and 13 years of administrative experience.

Dean is Prof. (Dr.) Amarendra Kumar, DNB (Gastroenterology) with 26 years 5 months teaching experience with 24 years of administrative experience. He is holding the post of Professor of Gastroenterology.

Both the Director/Dean Office are located in same Administrative Building of the Institute of the college/building along with the administrative block. Adequate space (as per MSR guidelines by MCI) and other required facilities (as given in the table below) are provided/not provided to the administrative staff.

Office Space Requirement	Requirement Space (mts)	Available
Dean/Principal Office	36 Sq. Meters	Yes, Adequate
Staff Room	54. Sq. Meters	Yes, Adequate
College Council Room	80 Sq. Meters.	Yes, Adequate

Signatures of the Assessors

Date:

Time:

Unitary
3/3/16

Dean
3/3/16

Signatures of the Dean/Principal

Date:

DEAN
Indira Gandhi Institute
Medical Sciences, Sheikpura, Patna

1.4 Medical Education Unit (MEU):

Available as per Regulations	: Yes
Name of the MEU coordinator	: (Dr.) N. R. Biswas, Director & Vice Chancellor Dr. (Mrs.) Namrata Kumari, Addl. Professor, Microbiology
Name, Designation & Experience of affiliated faculty	: College Faculty on part time basis:- 1. Dr. Uday Kumar, Professor & HOD Biochemistry 2. Dr. Arvind Prasad, Prof. HOD, Forensic Medicine 3. Dr. Prabhat Kumar, Dean (Research) 4. Dr. Bipin Kumar, Addl. Prof., Pathology 5. Dr. Shailesh Kumar, Addl. Prof. Microbiology 6. Dr. (Mrs.) Sangeeta Pankaj, Addl. Prof. Obst. & Gynae 7. Dr. Avanish Kumar, Addl. Prof. Anatomy 8. Dr. Vijayanand Choudhary, Addl. Prof. Pathology 9. Dr. (Mrs.) Rekha Kumari, Assoc. Prof. Biochemistry 10. Dr. Sudhir Kumar, Assoc. Prof. General Medicine

Signatures of the Assessors

Date: 3/3/16 Time:

Signatures of the Dean/Principal

Date: 3/3/16 Time: Indira Gandhi Institute
Medical Sciences, Sheikpura, Patna

		11. Dr. Manish Kumar, Assoc. Prof. Physiology
Name of the MCI Regional (Nodal) Centre where above training has been undertaken	:	Sri Aurobindo Institute of Medical Sciences & PG Institute, Indore, MP.
Details of the Orientation programme and Basic Course Workshop undergone by MEU(No. of programmes organized during Academic year, No. of People attended, proceedings (to be verified at the time of assessment)	:	List of local activities are enclosed Workshop on "Medical Education Technology" at the Regional Centre, Indore.
Date/s of the above workshops	:	23 rd March to 27 th March 2015. 28 th October to 29 th October 2015.
Details & Duration of Workshops in Medical Education Technology conducted by MEU	:	(Annexed - I)
Details of faculty who have undergone basic course workshop in Medical Education Technology at the allocated MCI Regional Centre	:	<u>23rd March to 27th March-2015 (Annexed -- I)</u> (1) Dr. Vihayanand Choudhary, Addl. Prof. Pathology (2) Dr. Namrata Kumari, Addl. Professor, Microbiology. (3) Dr. (Mrs.) Sangeeta Pankaj, Addl. Prof. Obst. & Gynae. (4) Dr. Sudhir Kumar, Assoc. Prof. General Medicine (5) Dr.(Mrs.) Rekha Kumari, Assoc. Prof. Biochemistry <u>28th October to 29th October-2015.</u> (1) (1) Dr. Vihayanand Choudhary, Addl. Prof. Pathology (2) Dr. Namrata Kumari, Addl. Professor, Microbiology. (3) Dr. (Mrs.) Sangeeta Pankaj, Addl. Prof. Obst. & Gynae. (4) Dr. Sudhir Kumar, Assoc. Prof. General Medicine (5) Dr.(Mrs.) Rekha Kumari, Assoc. Prof. Biochemistry
Feedback evaluation of workshops and action taken reports on the basis of feedback obtained	:	Satisfactory, Informative and useful for training of faculty.

Signatures of the Assessors

Date:

Time:

[Signature]
3.3.16

[Signature]
3/3/16

[Signature]
3/3/16

Signatures of the Dean/Principal

Date:

[Signature]
3/3/16
DEAN
Indira Gandhi Institute
Medical Sciences, Sheikpura, Patna

1.5 Continuing Medical Education:

No and Details of CMEs/workshop organized by the college held in the past 1 year	:	Details Enclosed- Annexure- II
Details of the credit hours awarded for the past one year		90 hours Adequate

1.6 College Council:

Name, designation, contact no. and address of the President & Secretary.	:	President: Director Prof. (Dr.) N. R. Biswas IGIMS, Patna, 09473191801. Dr. Sangeeta Pankaj, Registrar, Academic, 09473191833.
Composition of the Council (HODs as members & Principal / Dean as chairperson)		Director is Chairperson; Composition is all HOD's of MBBS course/ Broad- Specialty/ Super-Specialty at IGIMS, Patna.
No. of times the College Council meets per year (min 4)	:	College Council has made three times till today on dated: 11-04-2015, 24-08-2015 & 07-11-2015 in this academic session.
Details of college Council meetings where students Welfare was discussed and Action taken report (details / comments in annexure II)		College Council has met three times till today on dated: 11-04-2015, 24-08-2015 & 07-11-2015 in this academic session. Issues of Student's welfare was discussed in both meetings. Details

Signatures of the Assessor

Date:

[Signature]
01/03/16
3/3/16

[Signature]
3/3/16

[Signature]
3/3/16

Signatures of the Dean/Principal

Date:

[Signature]
3/3/16
Indira Gandhi Institute
Medical Sciences, Sheikpura, Patna

	Enclosed. (Annexure - III)
--	----------------------------

1.7 Pharmacovigilance Committee:

Present (Details enclosed)

No of meeting in the previous yrs. Three (20-01-2014, 11-11-2014 & 31-07-2015) Department of Pharmacology is designated as AMC of Pharmacovigilance programme of India, and fully Functional details enclosed (Annexure IV)
(Minutes to be checked)

1.8 Examination Hall:

1. Requirement 250 Sq. Mt.	Available	2. Capacity	Available
	500 + 300 = 800 Sq. mt.	Requirement 250 Sq. mt.	500+ 300 Sq. mt.
	Indoor Auditorium is 500 Sq. Mt. Examination Hall is 300 Sq. Mt.		Indoor Auditorium = 350 Examination Hall = 250 Total capacity 500

1.9 Lecture Theatres:

Signatures of the Assessors

Date:

Time:

[Signature]
3/3/16

[Signature]
3/3/16

[Signature]
3/3/16

Signatures of the Dean/Principal

DEAN

Date:

Indira Gandhi Institute
Medical Sciences, Sheikpura, Patna

	Medical college		Hospital	Comments
	120 seating capacity reqd.- 4 Gallery type	250 seating capacity reqd.- 1 Gallery type	150 seating capacity reqd.-1 Gallery type	
Number	4	Constructed. Its furnishing is under process	01	Adequate
Capacity	capacity 125 each	250	150	Adequate
Type (Gallery)	Yes	Gallery	No	New building Plan is 4 x 150 capacity, gallery type with AC and 1 x 350 capacity gallery type with AC
A/C	Yes		YES	
A.V. Aids	Yes	Yes	Yes	
Facility for E-class	Yes	-	Yes	Institute has one NKN (National Knowledge Network) provided by Govt. of India and is functional for E-Class and E-Learning.

1.10 Library

Air-conditioned - Yes

Working Hours: 9:00 A.M. to 10:00 P.M. Monday to Saturday and 12:00 Noon to 5:00 P.M. on all Sundays and Holidays

a. Stack room : Yes

b. Reading room : Yes

	Required	Available	Remarks
Area		8998.69 Sq. ft.	Adequate

Signatures of the Assessors

Date:

Time:

[Signature]
3/3/16

[Signature]
3/3/16

[Signature]
3/3/16

Signatures of the Dean/Principal

Date:

Time:

[Signature]
3/3/16
DEAN
Indira Gandhi Institute
Medical Sciences, Sheikpura, Patna

Student Reading Room (Inside)		capacity 200	Adequate. Total seating capacity 300
Student Reading Room (Outside)		100 Capacity	
Staff Reading Room		20 Persons	Adequate
Room for Resident/PG reading room		20 Persons	Adequate
Particulars	Required Nos.	Available Nos.	Remarks
No of Books	7000	8035	Adequate
Journals (Indian)	86	86	Adequate
Journals (Foreign)	30	66	Adequate
Internet Nodes		25	Adequate

Staff Available

Librarian		One Chief Librarian is Shri Shekhar Prasad Pandey working since 1986
Deputy/ Assistant Librarian		One Librarian is Shri Rajesh Kumar working since 1998
others		Two Library Attendants are (1) Adhesh Kumar Singh (2) Smt. Sunaina Kumari (3) Law Kush & Four Attendant from Agency

1.11 Common Room for Boys & Girls Annexure-V

	Area Required Sq. Mt.	Available Area Sq. Mt.	Toilet - Attached Y/N
Boys	100 Sq. mt.	100 Sq. mt.	Yes
Girls	100 Sq. mt.	100 Sq. Mts.	Yes

1.12 Central Photography Section: Available : Yes in the College Building - First Floor

Signatures of the Assessors

Date:

Time:

Signatures of the Dean/Principal

Date:

DEAN

Indira Gandhi Institute
Medical Sciences, Sheikpura, Patna

Staff : (1) Sr. Photographer: Shri Shailendra Kumar
 (2) Jr. Photographer: Shri Rajiv Ranjan Prasad
 Store Keeper cum Clerk = 1 Indal Kumar, Dark Room Assistant = 1 Anil Kumar
 Attendants = 1, Sri Prabhu Ram

Equipments: Videography, Zoom Camera

1.13 Hostel: Location – Within campus

Hostel Category	Required Capacity	Available Capacity (No Rooms X capacity of each room = Total capacity)	Furnished (Y/N)	Toilet Facility Adequate/ Inadequate	Mess (Y/N)	Hygiene of Hostel campus Y/N	Visitor room, AC Study room with internet & Computer, Recreation room with TV, Music, Indoor Games Y/N	Remarks
UG Students @ 75% Capacity	375	400 (375)(54x3+44x2+30x3+30x2)	Yes	Adequate	Yes	Yes	Yes	
Interns @ 100% Capacity	100	100	Yes	Adequate	N.A.	N.A.	N.A.	
Resident @ 100% Capacity including PG	85	90 (45x2)	Yes	Adequate	Yes	Yes	Yes	
Nurses @ 20%	48	172	Yes	Adequate	Yes	Yes	Yes	

Signatures of the Assessors

Date:

Time:

Q.K. Prasad
 3/3/16

Unigade
 3/3/16

Samir
 3/3/16

Signatures of the Dean/Principal

Date:

DEAN

Time:

Indira Gandhi Institute
 Medical Sciences, Sheikpura, Patna

Capacity								
----------	--	--	--	--	--	--	--	--

Comments: -

Residential Quarters:

Category	Required Nos.	Available Nos.	Remarks
Teaching Staff @ 20% Capacity	21	52	
Non-Teaching Staff @ 20% Capacity	36	180	

Comments:

Signatures of the Assessors

Date: 3/3/16 Time:

Uniyode
3/3/16

Samir
3/3/16

Signatures of the Dean/Principal

Date: 3/3/16 Time: 12:00
DEAN
Indira Gandhi Institute
Medical Sciences, Sheikpura, Patna

1:14 Recreational Facilities:

Outdoor games	Yes
Play field/s	Two
Type of games	Football, Volleyball, Hockey, Cricket, Badminton
Indoor games facilities	Yes, Table Tennis & Carrom
Gymnasium	Not available.

1.15 Gender Harassment Committee :- Requirement as per Supreme Court Order. : Constituted (Annexure - VI).

TEACHING HOSPITAL

2.1 Name of the Hospital: Indira Gandhi Institute of Medical Sciences, Sheikhpura, Patna Owned by: Autonomous Institute established Under Bihar Act. No.10 (1984) by Bihar Legislature. Owned by: Government of Bihar

2.2 Name of the Medical Superintendent: (Dr.) P. K. Sinha, MD (Pathology)

Dr. P. K. Sinha, Medical Superintendent, Indira Gandhi Institute of Medical Sciences, Patna.

Office Space Requirement sq. mt.	Availability	Comments
Medical Supdt's Office	36 Sq. M.	
Office Space	180 Sq. M.	

Signatures of the Assessors

Date: 3/3/16 Time: 3/3/16

Uingade
3/3/16

Sinha
3/3/16

Signatures of the Dean/Principal

Date: 3/3/16

Time: 3/3/16

DEAN
Indira Gandhi Institute
Medical Sciences, Sheikhpura, Patna

2.3 Teaching and other facilities:

OPD Timings	:	8: 30 A.M. to 4:30 P.M. Winter 8: 00 AM. To 4:00 P.M. Summer
Separate Registration areas for male/female patients available	:	yes
Separate Registration counters for OPD/IPD	:	Available
Are the Registration counters computerized	:	yes
Staff for registration center	:	Adequate
Waiting areas for above patients available	:	Yes: Waiting Hall Adequate in number of capacity
No. of rooms for examination of patients.	:	Yes, Adequate
Capacity of teaching area in each department	:	Yes, Adequate
Enquiry Desk	:	Yes, Adequate

2.4 Facilities available in OPD

Signatures of the Assessors

Date: _____ Time: _____

Q.K. Goud
3/3/16

Unigale
3/3/16

Samr
3/3/16

Signatures of the Dean/Principal

Date: _____
Indira Gandhi Institute
Medical Sciences, Sheikpura, Patna

3/3/16

DEAN

-Medicine Injection room - Male - Female	Yes Yes	E.C.G. Room	Yes
Surgery Dressing room - - Male - Female	Yes Yes	Minor OT	Yes
Orthopaedics Plaster room Dressing room - - Male - Female	Yes Yes Yes	Plaster cutting room	Yes
Ophthalmology	Refraction Rooms Dark Rooms Dressing Rooms / Minor Procedure Room		Yes Yes Yes
ENT	Audiometry (AC & Sound proof) Speech Therapy		Yes Yes
Pediatrics	Child Welfare Clinic Immunisation Clinic Child Rehabilitation Clinic		Yes Yes Yes
OBS & GYN	Antenatal Clinic Sterility Clinic Family Welfare Clinic Cancer Detection Clinic		Yes Yes Yes Yes

Comments:

Signatures of the Assessors

Date:

Time:

Signatures of the Dean/Principal

Date:

Time:

DEAN
Indira Gandhi Institute
Medical Sciences, Sheikpura, Patna

2.5 Total Number of Teaching Beds: 559 including beds allotted to super-specialty departments Teaching free beds: 499, Paying beds: 60

Teaching Hospitals in Outside the Campus (1.5m) Kms. from the campus) with Total Beds _____.

Department	Wards				Nursing Station Y/N	Examination/ Treatment Room Y/N	Pantry Y/N	Store Room Y/N	Doctor/Students Duty Room Y/N	Demo Room (25 Capacity) Y/N	Remarks if any
	No	Beds M	Beds F	Total Beds							
Gen. Medicine	120	60	60	120	Yes	Yes	Yes	Yes	Yes	Yes	
Pediatrics	60	60	-	60	Yes	Yes	Yes	Yes	Yes	Yes	
TB & Respiratory Medicine	18	12	6	18	Yes	Yes	Yes	Yes	Yes	Yes	
Psychiatry	10	6	4	10	Yes	Yes	Yes	Yes	Yes	Yes	
Dermatology	12	6	6	12	Yes	Yes	Yes	Yes	Yes	Yes	
Gen. Surgery	120	60	60	120	Yes	Yes	Yes	Yes	Yes	Yes	
Orthopedics	60	42	18	60	Yes	Yes	Yes	Yes	Yes	Yes	
Ophthalmology	18	6	6	12	Yes	Yes	Yes	Yes	Yes	Yes	
ENT	18	6	6	12	Yes	Yes	Yes	Yes	Yes	Yes	
OB & GYN	62	-	62	62	Yes	Yes	Yes	Yes	Yes	Yes	
Total	499			486							

Comments:

2.6 Clinical material (*Random verification to be done by the Assessor).

Signatures of the Assessors

Date: _____ Time: _____

3/3/16

Unigade
3/3/16

Samad
3/3/16

Signatures of the Dean/Principal

Date: _____ Time: _____
DEAN
Indira Gandhi Institute
Medical Sciences, Sheikpura, Patna

Assessor should randomly verify the monthly data and fill accordingly in the daily average columns, specifying the months

Item	On Day of assessment		Remarks
O.P.D. attendance at 2.00 PM On first day	2121		
Casualty attendance (24 hrs. data)	16		
No of admissions	44		
No. of discharges	35		
Bed occupancy% at 10.00AM on first day	89		
<u>Operative Work</u>			
No, of major surgical operations	29		
No. of minor surgical operations	03		
No. of normal deliveries	04		
No. of caesarian sections	00		
<u>Radiological Investigations</u>	O.P. D	I.P.D	
X-ray	178		
Ultrasonography	109		
Barium, IVP etc.	06		
C.T. Scan	66		
Item	Day of assessment		Remarks
Laboratory Investigations - No. of Tests	O.P. D	I.P.D	
Biochemistry	2036		

Signatures of the Assessors

Date:

[Signature]
3/3/16

[Signature]
3/3/16

[Signature]
3/3/16

Signatures of the Dean/Principal

Date:

[Signature]
3/3/16
DEAN
Indira Gandhi Institute
Medical Sciences, Sheikpura, Patna

Item	On Day of assessment		Remarks
Microbiology	248		
Serology	414		
Hematology	1082		
Histopathology	14		
Cytopathology	20		

Comments: Clinical materials appear to be appropriate and adequate.

2.7 **Medical Record Section: Available**

Computerized

ICD X classification of diseases followed for indexing : Available

Staff:

Medical Record Officer – Yes

Statistician – Yes

2.8 **Central casualty services:**

No of Beds: Required 20 Available : 32

- Number of doctors posted / Shift : Shift : 04 in each shift CMO (required) under medical superintendent
- Number of nurses posted / Shift: 06
- Separate casualty for OBGY cases: Space Available in department of Obs. & Gynae.

Equipment	Availability	Number
Oxygen & suction facility	Yes (Central)	
Pulse Oximeter	Yes	

Signatures of the Assessors

Date:

Time:

[Signature]
3/3/16

[Signature]
3/3/16

[Signature]
3/3/16

Signatures of the Dean/Principal

Date:

Time:
DEAN
Indira Gandhi Institute
Medical Sciences, Sheikpura, Patna

[Signature]
3/3/16

2.10 Operation theatres

- No. of Major operation theatres required: 7.
- No of Minor operation theatres required: 2

Type of O.T.s		No. of operation theatres	No. of tables
Major O.T.	:	12	12
Minor O.T.	:	04	04

2.11 Equipment available in O. T. Block (Specify numbers)

Dept	Theatres Nos.	A/C Y/N	Central Oxy / Nitrous Oxide Y/N	Anesthesia Machine Y/N	Multipara Monitor with Capnograph Y/N	Defibrillators Y/N	Infusion Pumps Y/N	Remarks
Gen Surgery (1)	05	Window A/C	Yes	Yes	03 Common / Yes	04 Common/ Yes	20 Common	
		Window A/C	Yes	Yes	03 Common / Yes	04 Common/ Yes	20 Common	
ENT	01	Window A/C	Yes	Yes	03 Common / Yes	04 Common/ Yes	20 Common	
Ophthal	01	Window A/C	Yes	Yes	03 Common / Yes	04 Common/ Yes	20 Common	
Ortho	01	Window A/C	Yes	Yes	03 Common / Yes	04 Common/ Yes	20 Common	
OBS & GYN	02	Window A/C	Yes	Yes	03 Common / Yes	04 Common/ Yes	20 Common	

Signatures of the Assessors

Date:

Time:

Signatures of the Dean/Principal

Date:

DEAN

Indira Gandhi Institute
Medical Sciences, Sheikpura, Patna

Dept	Theatres Nos.	A/C Y/N	Central Oxy/ Nitrous Oxide Y/N	Anesthesia Machine Y/N	Multipara Monitor with Capnograph Y/N	Defibrillators Y/N	Infusion Pumps Y/N	Remarks
ER / Septic	02	Window A/C	Yes	Yes	03 Common / Yes	04 Common/ Yes	20 Common	

Pre-Anaesthetic/Pre-operative Beds: Available -6

Post Operative Recovery room Beds: Available -14

2.12 Intensive Care: Following intensive areas are available -

Type	Beds (Required)	Beds (Available)	Patients on day of assessment	AC Y/N	Central Oxygen/ Suction Y/N	Major Equipment (Monitor, Ventilator, ABG, Pulse Oximeter etc.) Y/N	Remarks if any
MICU	5	09	Full	Split AC	Yes	Multipara Monitor -9, Ventilator -1, ABG facility available.	
CCU	5	06	Full	Split AC	Yes	Multipara Monitor -6, Ventilator -2, ABG facility available.	
SICU	5	15	Full	Split AC	Yes	Multipara Monitor -05, Ventilator -1, ABG facility available.	
NICU/ PICU	5	5+	Full	Split AC	Yes	Multipara Monitor -5, Ventilator -1, ABG facility available.	

Signatures of the Assessors

Date:

Q. K. Singh
3/3/16

Vingade
3/3/16

Samir
3/3/16

Signatures of the Dean/Principal

Date:

Time:

DEAN

Indira Gandhi Institute
Medical Sciences, Sheikpura, Patna

2.13 Labour Room

Rooms	Beds	Remarks
Clean Cases	06	
Septic Cases	02	
Eclampsia	02	

2.14 Radiological Facilities:

Equipment	Required no.	Available no.	AERB Approval	Functional Status at the time of assessment	Remarks if any
Mobile X Ray			Yes	Yes	
60 mA : ___ No.	2	2			
100 mA : ___ No	2	2			
Static X Ray			Yes	Yes	
300 mA : ___ No.	2	2			
600mA : ___ No.	2	2			
800 mA/1000 ___ No	1	1		Yes	
		Mammography			
CT	1	1	1	Yes	

Signatures of the Assessors

Date: 26/3/16 Time:

Vingade
3/3/16Dhand
3/3/16

Signatures of the Dean/Principal

Date: 26/3/16
Time: 12/12/16
DEAN
Indira Gandhi Institute
Medical Sciences, Sheikhpura, Patna

Equipment	Required no.	Available no.	PNDT Approval Y/N	Functional Status at the time of assessment	Remarks if any
USG :	3	5	Yes	Yes	

2.15 Blood Bank:

Available and functional: Yes

Number of units dispensed in a day: 25-30

Number of units stored on day of assessment 257

License valid up to: No. – 1517/02 dated 31/12/2018- ANNEXURE-VII) (LICENCE NUMBER AND COPY TO BE APPENDED AS Blood Separation Facility – Available

2.16 Pharmacy: Pharmacist/Staff available: List to be included 01 Pharmacist Name : Sri Yogendra Choudhary.

- No. of sub-stores located in different parts of hospital: 05
- Average no. of patients per day given drugs: 150 outdoor & 75 indoor.

2.17 Central sterilization Department:

- Timings: Round the clock & Shifts: 08 hours three shift each day.
- Equipment: Horizontal autoclaves 02 No. of High Pressure, High Vacuum Horizontal/ Vertical autoclaves =01
ETO Sterilizers: 01 Flash sterilizer (Desirable):
- No. of Bins 30, Trays 30, Packs sterilized per day. And bins=30 Trays 28, packs sterilized on day of assessment
- Separate receiving and distribution points : Yes
- Staff: Adequate Incharge: Dy. Medical Superintendent

2.18 Intercom: Available: yes

No. of incoming lines lines 4 P & T Lines, No. of extension lines: 250

Signatures of the Assessors

Date:

Time:

[Signature]
3/3/16

[Signature]
3/3/16

[Signature]
3/3/16

Signatures of the Dean/Principal

Date:

DEAN

Indira Gandhi Institute
Medical Sciences, Sheikpura, Patna

2.19 Central laundry/Alternative Arrangements:

Outsourced: In House: Institute has its own laundry setup but its operation is out sourced to an agency M/s Synergy Medical System, Gaya. Bihar, selected through a tender

No. of staff available: 11 including one supervisor

Type of Laundry: Mechanized

2.20 Kitchen/ Alternative Arrangements

- | | | |
|--|-----------|------------------------|
| •Electric City /Gas | | |
| •Food free of charge: | yes | Number of patients 200 |
| •Provision of special diet: | yes | |
| •Services of a nutritionist/dietician: | available | If Available Number: 1 |
| •Storage facilities : Available | | |
| •Service trolley : Available | | |

2.21 Total no. of Canteens: 03 for staff 02, for students 01

2.22 Arrangements for Biomedical Waste Management.

Mention the State Pollution Control Board Policy in this regards if any (In-House):

Authorization Certificate from State Pollution Control Board: Available / Non-Available / Renewed / Not Renewed.

- Outsourced/in-house : (if outsourced, append MOU) (If in-house, please specify details of facilities available) Annex.
Attach

Signatures of the Assessors

Date: 2/1 Time: 11:15

Uringde
3/3/16

Amount
3/3/14

Signatures of the Dean/Principal

Date: **DEAN** Time: **DEAN**
Indira Gandhi Institute
Medical Sciences, Sheikhpura, Patna

2.23 Central Research Lab:

- Available – Yes
- Facilities – Adequate
- Research Projects: 45
 - Completed Nos _____
 - Ongoing Nos _____

2.24 Nursing and Paramedical staff: 641

Nursing staff:	No of Beds _____	
Category	Required Nos.	Available Nos.
Staff Nurses	203	210
Sister Incharge	33	60
ANS	07	10
DNS	03	01
Nursing Suptd	01	00
Total	247	281

Paramedical And Non teaching staff	Required Nos.	Available Nos.
	179	360

Signatures of the Assessors

Date:

Time:

Signatures of the Dean/Principal

Date: DEAN

Indira Gandhi Institute
Medical Sciences, Sheikpura, Patna

MEDICAL COLLEGE

3.1 College Website: (to be updated every month with no & date)

Sr. No.	Details of information	Provided or not (with no & date)
1	Dean, Principal & M.S.	Provided
2	Staff-Teaching	Provided
3	Affiliated university and its VC & Registrar.	Provided
4	Citizen Charter	Provided
5	List of students admitted category wise (UG & PG) in current and previous year	Provided
6	Results of all examinations in previous year	Provided
7	Details of members of the Anti Ragging Committee Members with contact details including landline Ph. mobile, email etc..	Provided
8	Details of members of the Gender Harassment Committee Members with contact details including landline Ph. mobile, email etc..	Provided
9	Toll free number to report ragging.	Provided

Signatures of the Assessors

Date:

Time:

Signatures of the Dean/Principal

Date:

Time: DEAN

Indira Gandhi Institute
Medical Sciences, Sheikpura, Patna

3.2 Teaching Programme:

Didactic teaching	Yes
Demonstration	Yes
Integrated teaching (Horizontal/Vertical teaching)	Yes
Clinical posting	Yes
Clinical Pathological Conference	Yes
Grand Rounds	Yes
Statistical Meeting	Yes
Seminars	Yes

Teaching roster & Attendance Register to be verified at the time of assessment. : **Verified**

Teaching Facilities:

3.3 Anatomy

Number of Demonstration Room/s Capacity	01 of 70 capacity + 04 Tutorial Rooms, each 25 capacity	AV Aids Available	LCD & OHP Laptop	
Number of practical laboratory/ies	01 Histology 60	Museum Mounted Specimens Models	Yes 500 Sq..Mt.	
Number of Lab seats -	60 Mono.	Bone Sets MRI CT	Yes 76	
Number of microscopes/laboratory	05 Bino.		Yes 310	
			Yes 11	
			Yes 04	
Number of dissection tables	15 Large /05 Small	Number of cadavers	06	
Cold store / cooling chambers	Nil	Storage tank	02	
Embalming room	Yes with Machine	Band saw	01	
Lockers				

Adequate exhaust, light, water supply and drainage facilities - **Available.**

Deficiency if any:

Signatures of the Assessors

Date:

Time:

[Signature]
3/3/16

[Signature]
3/3/16

[Signature]
3/3/16

Signatures of the Dean/Principal

Date:

DEAN

Indira Gandhi Institute
Medical Sciences, Sheikpura, Patna

3.4 Physiology

Required	Available	Required	Available
Demonstration Room/s • No - 50 • Capacity - 50	Yes	AV Aids:	Yes
Mammalian laboratory - 1	Yes Capacity-35	Haematology laboratory	Yes Capacity-42
Departmental Library - 224 Books	Yes	Clinical Physiology	Yes Capacity-35
Preparation rooms -	Yes		

Deficiency if any: _____

3.5 Biochemistry

Required	Available	Required	Available
Demonstration Room/s • No- 02 • Capacity - 60	Yes	AV Aids:	Yes
Number of practical laboratory/ies -01	Yes	Library / Seminar rooms - 80-100 Books	Yes
Number of Lab seats - ____	36		

Deficiency if any: _____

Signatures of the Assessors

Date: _____ Time: _____

Q.12/01/16

Uingde
3/3/16

Harsh
3/3/16

Signatures of the Dean/Principal

Date: _____ Time: _____
DEAN
Indira Gandhi Institute
Medical Sciences, Sheikpura, Patna

3.6 Pathology

Required	Available	Required	Available
Demonstration Room/s • No - Yes • Capacity - 50	Available	AV Aids Available	LCD & OHP, Laptop
Practical labs - • Morbid Anatomy/Histopath./ Cytology - 30 Microscopes • Clinical Pathology/Hematology - 30 Microscopes	Yes	Museum: Yes, Seating Capacity-25 students Specimens: • Mounted -120 • Unmounted - 60 • Catalogues 10	Available
Departmental library - 80-100 Books	80 Books		

Deficiency if any: _____.

3.7 Microbiology

Required	Available	Required	Available
Demonstration Room/s • No - 01 • Capacity - 60 students	Yes	AV Aids:	Yes
Number of practical laboratory/ies - 01 Number of Lab seats - 60 Number of microscopes/laboratory - 25	Yes	Media preparation facility Autoclaving, Washing and drawing room	Yes
Number of service laboratories - 7	Yes	Museum:	Yes
Departmental library - 80-100 Books,	100	Specimen, Charts, Models & Catalogue seating capacity- ____	Yes Yes Yes

Deficiency if any: _____.

Signatures of the Assessors

Date:

Time:

[Signature]
3/3/16

[Signature]
3/3/16

[Signature]
3/3/16

Signatures of the Dean/Principal

Date:

Time:

[Signature]
3/3/16
DEAN
Indira Gandhi Institute
Medical Sciences, Sheikpura, Patna

3.8 Pharmacology

Required	Available	Required	Available
Demonstration Room/s • No - 1 • Capacity - 60 students	1/60 Seats	AV Aids: 2 LCD Projector	2 LCD Projector
Experimental Pharmacology cum Cal Lab	01	Museum: 30 seating capacity • Specimens • Charts • Models • History of Medicine • Catalogues	285 76 86 (Photographs) Yes 10
Clinical pharmacology/pharmacy	1+1		
Departmental Library - 80-100 Books	117		

Deficiency if any: _____

Signatures of the Assessors

Date: _____ Time: _____

01/03/16
26/3/16

Unigade
3/3/16

Shankar
3/3/16

Signatures of the Dean/Principal

DEAN

Date: _____ Time: _____
Indira Gandhi Institute
Medical Sciences, Sheikpura, Patna

3.9 Forensic Medicine

Required	Available	Required	Available
Demonstration Room/s • No - ONE • Capacity - 50 students	Available with audio visual aids	AV Aids:	Available
Forensic histopathology, Serology, Anthropology & Toxicology - for examination of specimen ,tests	Anthropology & Forensic Histopathology Lab available	Museum : • Medico-Legal Specimens • Charts • Prototype fire arms • Slides • Poisons • Photographs • Catalogues	Available-201 in number Available-30 in number Available-5 in number Available-20 in number Available-201 in number Available-200 in number Available-121 in number Available-20 in number
Autopsy room - Location - In/Near hospital in a separate structure.	Available with 3 tables for autopsy		
Cold storage -	6 Body mortuary cooler available		
Departmental library - 80-100 Books	102 Books available		

Besides these following articles are also available in the department of FMT	
• Models	Available-20 in number
• X-ray	Available-20 in number
• Bones	Available-390 in number
• Wet specimen	Available-11 in number

Deficiency if any: _____

Signatures of the Assessors

Date:

Time:

Signatures of the Dean/Principal

Date: DEAN

Indira Gandhi Institute
Medical Sciences, Sheikpura, Patna

3.10 Community Medicine

Required	Available	Required	Available
Demonstration Room/s • No - 02 I-50 II-100 • Capacity - _____ students	Available	AV Aids:	Available
Museum: - Yes • Charts - 20 • Models 40 (ordered) • Specimens 18 • Catalogues 05	A	Practical lab	One Available
Departmental Library - 80-100 Books	166		

3.11 Health Centers (Department of Community Medicine)

RHTC: Maneer (place) 28 Km (Distance from the college)

Population covered by the RHTC -	35000
It is affiliated to College Yes/No - Yes	Yes
Students and interns posted in batches of 6 throughout the year	Yes
Separate blocks for accommodating boys in 4 rooms having 8 beds. Girl's 4 rooms having 8 beds. -	Available on Rent. The new building in the premises under construction.
Facilities for cooking & dining - Yes/No	Yes

Signatures of the Assessors

Date:

[Signature]
26/3/16

[Signature]
3/3/16

[Signature]
3/3/16

Signatures of the Dean/Principal

Date:

DEAN

Indira Gandhi Institute
Medical Sciences, Sheikpura, Patna

Daily OPD	360
Specialist visits if any - Yes	Yes
Cold chain equipment available -	Yes
Survey/MCH/Immunization/FP registers -	Yes
Activities under the National Health Programmes -	Yes

3.12 Details of U.H.T.C.: Shastri Nagar Place 1 Km Distance from college. The new UHTC is under construction.

Population covered by the UHC	45000
It is under the control of the	Under Control of HOD Community Medicine Director, IGIMS, Patna
Students and interns posted in batches of	In the batch of 4 students
Daily OPD/IPD	23
Survey/MCH/Immunization/FP registers	Yes
Specialist visits if any	Physician, Surgeon, Gynecology & Pediatrician
Deficiency if any	Nil

Deficiency if any : The new building of UHTC is under construction.

Signatures of the Assessors

Date:

Time:

01/03/16 3/3/16

Unigade
3/3/16

Sharma
3/3/16

Annexure - VIII

Signatures of the Dean/Principal

DEAN

Date:

Time:

Indira Gandhi Institute
Medical Sciences, Sheikpura, Patna

3.11 CONDUCT OF III MBBS EXAMINATION *(only for recognition under 11(2))*: Not Required

- University which conducts Examination:
- No. of Candidates appeared in Examination:
- The III MBBS examination (Part-II) was conducted satisfactorily:
- Centre for written/practical examination:

Comments: Medical College-Staff Strength:

Signatures of the Assessors

Date: _____ Time: _____

[Signature]
3/3/16

[Signature]
3/3/16

[Signature]
3/3/16

Signatures of the Dean/Principal

Date: _____ Time: _____
DEAN
Indira Gandhi Institute
Medical Sciences, Sheikpura, Patna

[Signature]
3/3/16

Name of College: Indira Gandhi Institute of Medical Sciences, Sheikhpura, Patna

Number of students - PG Courses (Yes)

Calculation Sheet

Department	Designation	Requirement as per MSR (UG)	Additional faculty required for running PG courses (if any)	Total (UG + PG)	Available	Deficiency	Remarks
Anatomy	Professor	1		1	1	Nil	One Assoc. Prof. compensate for One Asst. Professor.
	Assoc. Prof./ Addl. Prof.	1		1	3	Nil	
	Asstt. Prof.	1		1	0	Nil	
	Tutor/ Jr. Resident	3		3	4	Nil	
Physiology	Professor	1		1	1	Nil	
	Assoc. Prof./ Addl. Prof.	1		1	2	Nil	
	Asstt. Prof.	1		1	1	Nil	
	Tutor	3		3	3	Nil	
Biochemistry	Professor	1		1	2	Nil	
	Assoc. Prof.	1		1	1	Nil	
	Asstt. Prof.	1		1	1	Nil	
	Tutor/ Jr. Resident	3		3	4+1	Nil	

Signatures of the Assessors

Date: 3/3/16 Time: 3/3/16

Wigde
3/3/16

Harsh
3/3/16

Signatures of the Dean/Principal

DEAN

Date: 3/3/16
Indira Gandhi Institute
Medical Sciences, Sheikhpura, Patna

Department	Designation	Requirement as per MSR (UG)	Additional faculty required for running PG courses (if any)	Total (UG + PG)	Available	Deficiency	Remarks
Pharmacology	Professor	1		1	1	Nil	One Assoc. Prof. has gone of Examination duty.
	Assoc. Prof.	1		1	1	Nil	
	Asstt. Prof.	1		1	2	Nil	
	Tutor	2		2	2	Nil	
Pathology	Professor/	1		1	1	Nil	One Assoc. Prof. compensate for One Asst. Professor.
	Addl. Prof. Assoc. Prof.	2		2	3	Nil	
	Asstt. Prof.	3		3	2	Nil	
	Tutor/ Sr. Resident	4		4	8	Nil	
Microbiology	Professor	1		1	2	Nil	
	Assoc. Prof./ Addl. Prof.	1		1	2	Nil	
	Asstt. Prof.	1		1	1	Nil	
	Tutor/ Jr. Resident	3		3	4+7	Nil	
Forensic Medicine	Professor	1		1	1	Nil	
	Assoc. Prof	0		0	1	Nil	

Signatures of the Assessors

Date:

Time:

[Signature]
 3/3/16

[Signature]
 3/3/16

[Signature]
 3/3/16

Signatures of the Dean/Principal

DEAN

Date: *[Signature]* Time: *[Signature]*
 Medical Sciences, Sheikpura, Patna

Department	Designation	Requirement as per MSR (UG)	Additional faculty required for running PG courses (if any)	Total (UG + PG)	Available	Deficiency	Remarks
	Asstt. Prof.	1		1	1	Nil	
	Tutor	2		2	2	Nil	
Community Medicine	Professor	1		1	1	Nil	
	Assoc. Prof./ Addl. Prof.	2		2	1+1	Nil	
	Asstt. Prof.	2		2	1	1	
	Epidemiologist-Cum-Asstt. Prof.	1		1	0	1	
	Statistician-Cum-Tutor	1		1	1	Nil	
	Tutor /Jr. Resident	3		3	6+1	Nil	
General Medicine	Professor	1		1	0	1	One Assoc. Prof. compensate for One Asst. Professor.
	Assoc. Prof.	3		3	4	Nil	
	Asstt. Prof.	4		4	2	1	
	Sr. Resident	4		4	9	Nil	
	Jr. Resident	8		8	10	Nil	
Paediatrics	Professor	1		1	1	Nil	
	Assoc. Prof.	1		1	1	Nil	
	Asstt. Prof.	2		2	1	1	

Signatures of the Assessors

Date:

Time:

[Signature]
3/3/16

[Signature]
3/3/16

[Signature]
3/3/16

Signatures of the Dean/Principal

DEAN

Date: 3/3/16
Bhola Gandhi Institute
Medical Sciences, Sheikpura, Patna

Department	Designation	Requirement as per MSR (UG)	Additional faculty required for running PG courses (if any)	Total (UG + PG)	Available	Deficiency	Remarks
	Sr. Resident	2		2	3	Nil	
	Jr. Resident	4		4	6	Nil	
Tuberculosis & Respiratory Diseases	Professor	1		1	0	1	
	Assoc. Prof.	0		0	0	Nil	
	Asstt. Prof.	1		1	1	Nil	
	Sr. Resident	1		1	3	Nil	
	Jr. Resident	2		2	3	Nil	
Dermatology, Venereology & Leprosy	Professor	0		0	0	Nil	
	Assoc. Prof.	1		1	0	1	
	Asstt. Prof.	1		1	1	Nil	
	Sr. Resident	1		1	1	Nil	
	Jr. Resident	2		2	2	Nil	
Psychiatry	Professor	0		0	0	Nil	
	Assoc. Prof.	1		1	0	1	

Signatures of the Assessors

Date:

Time:

[Signature]
3/3/16

[Signature]
3/3/16

[Signature]
3/3/16

Signatures of the Dean/Principal

Date:

DEAN

Indira Gandhi Institute
Medical Sciences, Sheikpura, Patna

Department	Designation	Requirement as per MSR (UG)	Additional faculty required for running PG courses (if any)	Total (UG + PG)	Available	Deficiency	Remarks
	Asstt. Prof.	1		1	1	Nil	
	Sr. Resident	1		1	1	Nil	
	Jr. Resident	2		2	2	Nil	
General Surgery	Professor	1		1	0	1	
	Assoc. Prof.	3		3	3	Nil	
	Asstt. Prof.	4		4	2	2	
	Sr. Resident	4		4	10	Nil	
	Jr. Resident	8		8	7	Nil	
Orthopedics	Professor	1		1	1	Nil	
	Assoc. Prof.	1		1	1	Nil	
	Asstt. Prof.	2		2	1	1	
	Sr. Resident	2		2	8	Nil	
	Jr. Resident	4		4	7	Nil	
Oto-Rhino-Laryngology	Professor	1		1	1	Nil	
	Assoc. Prof.	1		1	0	1	
	Asstt. Prof.	1		1	1	Nil	
	Sr. Resident	1		1	1	Nil	

Signatures of the Assessors

Date:

Time:

[Signature]
3/3/16

[Signature]
3/3/16

[Signature]
3/3/16

Signatures of the Dean/Principal

DEAN

Date: *[Signature]*
Indira Gandhi Institute
Medical Sciences, Sheikpura, Patna

Department	Designation	Requirement as per MSR (UG)	Additional faculty required for running PG courses (if any)	Total (UG + PG)	Available	Deficiency	Remarks
	Jr. Resident	2		2	3	Nil	
Ophthalmology	Professor/	1		1	1	Nil	
	Assoc. Prof.	1		1	2	Nil	
	Asstt. Prof.	1		1	3	Nil	
	Sr. Resident	1		1	6	Nil	
	Jr. Resident	2		2	9	Nil	
Obstetrics & Gynecology	Professor	1		1	1	Nil	Two S.R. on Maternity leave
	Assoc. Prof./ Addl. Prof.	1		1	1+2	Nil	
	Asstt. Prof.	2		2	2	Nil	
	Sr. Resident	2		2	11	Nil	
	Jr. Resident	4		4	5	Nil	
Anaesthesiology	Professor	1		1	3	Nil	
	Assoc. Prof.	2		2	2	Nil	
	Asstt. Prof.	4		4	4	Nil	
	Sr. Resident	3		3	4	Nil	

Signatures of the Assessors

Date: Time:

[Signature]
3/3/16

[Signature]
3/3/16

[Signature]
3/3/16

Signatures of the Dean/Principal


[Signature]
Date: 3/3/16 Time: 3/3/16
Bhadriraj Institute
Medical Sciences, Sheikpura, Patna

Department	Designation	Requirement as per MSR (UG)	Additional faculty required for running PG courses (if any)	Total (UG + PG)	Available	Deficiency	Remarks
	Jr. Resident	4		4	17	Nil	
Radio-Diagnosis	Professor	1		1	2	Nil	
	Assoc. Prof.	1		1	1	Nil	
	Asstt. Prof.	1		1	2	Nil	
	Sr. Resident	2		2	4	Nil	
Dentistry	Professor	1		1	1	Nil	
	Assoc. Prof.	1		1	1	Nil	
	Asstt. Prof.	1		1	0	1	
	Tutor/J.R.	1		1	2	Nil	

Signatures of the Assessors

Date:

Time:


 3/3/16


 3/3/16

Signatures of the Dean/Principal

DEAN

 Date: 3/3/16
 Indira Gandhi Institute
 Medical Sciences, Sheikpura, Patna

Deficiency chart:

Department	Professor	Asso. Prof	Asst. Prof.	Tutors	SR	JR
Anatomy						
Physiology						
Bio chemistry						
Pharmacology						
Pathology						
Microbiology						
Forensic Medicine						
Community Medicine			Two			
Gen. Medicine	One		One			
Paediatrics			One			
Tb and Chest	One					
Dermatology		One				

Signatures of the Assessors

Date:

Time:

[Signature]
3/3/16

[Signature]
3/3/16

[Signature]
3/3/16

Signatures of the Dean/Principal

Date:

Time:

[Signature]
3/3/16
Jandira Gandhi Institute
Medical Sciences, Sheikpura, Patna

Department	Professor	Asso. Prof	Asst. Prof.	Tutors	SR	JR
Psychiatry		One				
Gen Surgery	One		Two			
Orthopaedics			One			
ENT		One				
Ophthalmology						
Ob-Gy						
Anaesthesiology						
Radiology						
Dentistry			One			
Total						

1) Deficiency of Teaching Faculty : 13.33 % (14 out of 105)

2) Deficiency of resident doctors : Nil %

Signatures of the Assessors

Date:

Time:

Unigade
3/3/16

Harsh
3/3/16

Signatures of the Dean/Patna

Date: *3/3/16*
Indira Gandhi Institute
Medical Sciences, Sheikpura, Patna

The following faculty is not available:

(a) Professor	: Medicine	: 01
	: Surgery	: 01
	: TB & Chest	: 01
(b) Asso. Prof.:	: Dermatology	: 01
	: Psychiatry	: 01
	: ENT	: 01
(c) Asst. Prof.	: Medicine	: 01
	: Surgery	: 02
	: Orthopedic	: 01
	: Pediatrics	: 01
	: Comm. Medicine	: 02
	: Dentistry	: 01

In view of above resultant deficiency is 13.33 %, (14 out of 105)

Notes:
For purpose of working out the deficiency:
(1) The deficiency of teaching faculty and Resident Doctors shall be counted separately.
(A) For Teaching Faculty:
(a) For calculating the deficiency of faculty, Prof., Assoc Prof., Asst. Prof & Tutor in respective departments shall be counted together.
(b) Any excess teaching faculty in higher cadre can compensate the deficiency of lower cadre of the same department only.
(c) Any excess teaching faculty of lower cadre/ category in any department cannot compensate the deficiency of any teaching faculty in the higher cadre/ category of the same department or any other department. e.g. excess of Assistant Professor cannot

Signatures of the Assessors

Date: _____ Time: _____

Q.10/16
3/3/16

Wingate
3/3/16

Harsh
3/3/16

Signatures of the Dean/Principal

Date: _____ Time: _____
DEAN
Indira Gandhi Institute
Medical Sciences, Sheikhpura, Patna

compensate the deficiency of Associate Professor or Professor.
(d) Excess/Extra teaching faculty of any department cannot compensate the deficiency of any teaching faculty in any other department.
(B) For Resident Doctors:
(a) Excess of SR can be compensated to the deficiency of JR of the same department only.
(b) Excess SR/JR of any department cannot compensate the deficiency of SR/JR in any other department.
(c) Any excess of JR cannot compensate the deficiency of SR in same or any other department.
(d) Any excess/ extra teaching faculty of same or any other department cannot compensate the deficiency of SR/JR.
e.g. excess of Assistant Professor cannot compensate the deficiency of SR or JR.
(2) A separate department of Dentistry/Dental faculty is not required where a dental college is available in same campus/city and run by the same management.
(3) Colleges running PG program require additional staff, beds & other requirements as per the PG Regulations – 2000.

Summary of Assessment

1. Indira Gandhi Institute of Medical Sciences, Patna (College Name), is run by Government.
2. The college has got LOP from GOI/MCI with intake of 100 seats for last academic year 2015-16.
3. Type of assessment: Final Assessment under Section 11(2) of IMC Act 1956 for the award of

Signatures of the Assessors

Date:

Time:

[Signature]
3/3/16

[Signature]
3/3/16

[Signature]
3/3/16

Signatures of the Dean/Principal

Date:

DEAN

Indira Gandhi Institute
Medical Sciences, Sheikpura, Patna

MBBS degree. No. of seats: 100.

4. PG courses : Yes (Anesthesiology, Microbiology, Biochemistry)
5. Deficiency of the infrastructure of college and hospital If any: Pl mention category wise; : Nil
6. Deficiency of clinical material If any: Pl mention category wise; : Nil
7. Deficiency of teaching staff if any:

Shortage of teaching faculty is 13.33%

8. Deficiency of resident doctors if any:

Shortage of resident doctors is Nil %

9. Any other Remarks :

Appointment letters have been issued to following faculties on 3rd March 2016 after their selection in the interviews held in month of October' 2015.

- | | |
|-----------------------|---|
| 1. Dr. Rajesh Kumar | Prof. of Psychiatry |
| 2. Dr. Shailesh Kumar | Prof. Surgery |
| 3. Dr. Nitesh Kumar | Asst. Prof. Surgery |
| 4. Dr. Setu Sinha | Asst. Prof. Comm. Medicine |
| 5. Dr. Versha Singh | Asst. Prof. / Epidemiologist Comm. Medicine |
| 6. Dr. A.K.Gupta | Asst. Prof. Pediatrics |
| 7. Dr. Naresh Kumar | Assoc. Prof. Medicine |

Signatures of the Assessors

Date:

Time:

Signatures of the Dean/Principal

Date:

Time:

DEAN

Indira Gandhi Institute
Medical Sciences, Sheikpura, Patna

To,

Secretary,
Medical Council of India,
Pocket-14, Sector-8,
DWARKA (Phase-I),
New Delhi-110077

Dy. No. 150621

Date- 28-01-2016

Sub: Assessment to Evaluate the process of conduct of Final MBBS (Part-II) Examination by the Examining University for recognition of MBBS degree of IGIMS, Patna for 100 seats.

Sir/Madam,

1. Please refer your Office letter no:-MCI-37(1)(UG)/RG-2/2016-17-Med/, dated-22-01-2016.
2. We jointly carried out the above mentioned assessment and following documents are enclosed here with for further needful at your end please.
 - a) Soft & hard copies of completed Form-C of all subjects (five) duly signed by both assessors and Dean/Principal on each page.
 - b) All required annexures:-
 - (i) Question papers of all four subjects including Orthopedics.
 - (ii) Names & particulars of the paper setters.
 - (iii) Names & particulars of the Internal and external practical examiners.
 - (iv) List of particulars of patients selected for the examination department wise including orthopedics.
 - (c) DVD of complete videography done during assessment.
 - (d) Conflict of Interest of both assessors.

Receipt of the courier.

Thanking you.

Yours faithfully



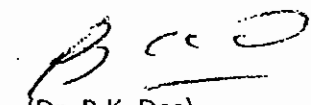
28.01.2016

(Dr. S.K. Mohanty)

Director Professor & HOD surgery

&

Co-Ordinator for MCI



(Dr. B K. Das)

Professor of Paediatrics,
Assessors



MEDICAL COUNCIL OF INDIA

STANDARD INSPECTION FORM

FORM – C

On the

Final M.B.B.S.(Part II) Examination of I.G.I.M.S. University

In the subject of

SURGERY including ORTHOPAEDICS

held at

Indira Gandhi Institute of Medical Sciences Medical college,

Patna

From 27th Jan 2016 TO 30th Jan 2016

1. Date of Inspection : 28/01/2016
2. Names of Inspectors : **DR. S. K. MOHANTY**
 Director Professor & HOD, , Dept. Of Surgery
 Chhattisgarh Institute of Medical Sciences
 Bilaspur, Chhatisgarh.
 MOB NO- 09425220718
 E MAIL- skmohantydr@gmail.com
- DR B. K DAS**
 Prof. , Dept of Pediatrics
 IMS, BHU, Varanasi.
 MOB NO- 9451843661
 E MAIL- profbkdas@yahoo.co.in
3. Date of last Inspection/Visitation : NA
4. Name of last inspectors/Visitors :NA

Defects pointed out in the last inspection/visitation if any	Remarks by the University
NA	NA

hoh
26/1

BK D
28/01/16

Uday Kumar
Prof. (Dr.) Uday Kumar
28/01/16
ICMS Medical College, Patna-14

--	--

A. Scheme of Examination

- | | | |
|----|------------------------|-----|
| 1. | Theory -Marks allotted | 120 |
| 2. | Clinical/practical | 100 |
| 3. | Oral | 20 |

Minimum marks for Passing the Exam.	50%
--	-----

B. Theory

1. Theory paper – Surgery

Time for the paper 3 hours (1 copy of
each of the papers may be
attached).

No. 1 Paper I section A – General surgery , section B Orthopaedics- 3hrs
copy attached

No. 2 Paper II section A - General surgery, section B – superspeciality
including dentistry, anesthesiology, radiotherapy and radiodiagnosis-
3 hrs –do-

- | | | |
|-------------------------------|---|---|
| 2. Dates on which conducted | : | 8 th Jan 2016 and 11 th Jan 2016. |
| 3. Where conducted | : | Examination hall, IGIMS Medical
College, Patna. |
| 4. Invigilation arrangements | : | satisfactory |
| 5. No. of candidates appeared | : | 84(eighty four) |

[Signature]
28/1

[Signature]
28/01/16

[Signature]
Prof. (Dr) S. K. Kumar
Principal
College, Patna-14

6. Papers setters

:By the university as per MCI norms.

Name & qualification	Designation	Experience as Examiner
DR.(Prof) M. AMMANULLAH KHAN	PROFESSOR, GENERAL SURGERY A.M.U. ALIGARH	Teaching experience more than 34 yrs with examiner experience 25 yrs.
DR. (Prof) SANJEEV KUMAR TUDU	PROFESSOR & HEAD , DEPTT. OF GENERAL SURGERY, MAMC , DELHI	Teaching experience more than 19 yrs with examiner experience 12 yrs
Dr.(Prof) R.K.ARYA,	PROF AND HEAD, DEPT OF ORTHOPAEDICS, PGIMER & DR.R.M.L.HOSPITAL, BABA KHARAK SINGH MARG, NEW DELHI	Teaching experience more than 21 yrs with examiner experience 5 yrs.

Remarks by the Inspectors/Visitors regarding

- | | |
|--|---|
| a) Nature of the questions. | Satisfactory and as per MCI norms |
| b) Do they cover the whole field of prescribed curriculum | Yes |
| c) What is the standard displayed in the answers. | Good |
| d) What is the nature of assessment. | Subjective, objective and clinically oriented |
| e) What is the minimum percentage necessary for passing the theory examination | 50% |
| f) What percentage of marks obtained at periodical examinations conducted during the course is carried forwarded to the final examination. | NA at Final Examination |

[Signature]
28/1

[Signature]
28/01/16

[Signature]
28/01/16
Prof. (Dr.) Uday Kumar
Principal
Patna-14

- g) Method of assessment of examination conducted By Seminar, Internal
During the course of study to be clearly Assessment tests. Ward
Stated leaving Test and Pre
University Examination
- h) How has it influenced the result at the final examination -In total aggregate
and by developing good clinical acumen.

II. Practical/clinical

How is the practical examination conducted give details.

-jointly both by external and internal practical examiners as per MCI norms.

Does the practical cover the different branches of the subject? Yes

- a) Time allotted for section. 45-50 min for long case and 15-25 min for short case
- b) Examiners

	Names & qualification	Designation	Experience as examiner
Internal	DR.(PROF.)SANTOSH KUMAR M.B.B.S., M.S.	ADDITIONAL PROFESSOR AND HEAD OF DEPARTMENT, I.G.I.M.S., PATNA.	Teaching Experience more than 13 yrs and as external examiner in Aryabhatta Knowledge
	DR.VIBHUTI BHUSHAN M.B.B.S., M.S	ASSOCIATE PROFESSOR	Teaching experience more than 10 Yrs and as examiner for 5 yrs
	DR. KRISHNA GOPAL M.B.B.S., M.S	ASSOCIATE PROFESSOR	Teaching experience more than 8 Yrs
External	DR.(PROF) R.K.ARYA, M.B.B.S., M.S.	PROF AND HEAD, DEPT OF ORTHOPAEDICS, PGIMER & DR.R.M.L.HOSPITAL, BABA KHARAK SINGH MARG, NEW DELHI.	Teaching experience more than 21 yrs with examiner experience more than 5 yrs.

	DR.(Prof) M. AMMANULLAH KHAN	PROFESSOR, GENERAL SURGERY A.M.U. ALIGARH	Teaching experience more than 34 yrs with examiner experience 25 yrs.
	DR. (Prof) SANJEEV KUMAR TUDU	PROFESSOR & HEAD , DEPTT. OF GENERAL SURGERY, MAMC , DELHI	Teaching experience more than 19 yrs with examiner experience 12 yrs

Mode & conduct of practical.

Is it in batches or otherwise.

Yes in batches in rotation

c) Are there other centers where the

Examination is conducted by the same University?

No

If so, where? N/A

i) Do the same examiners conduct the examination in other centers too?

N/A

ii) If not what steps are taken to ensure uniformity of standard. N/A

d) Date of Examination

27th Jan 2016 – to 30th Jan 2016

e) Date and time when the examination was inspected. 28th Jan 2016 ,
9 am to 5 pm

f) Are the invigilation arrangements satisfactory?

Yes

g) No. of candidates appeared.

84(eighty four)

h) Number & type of questions (a copy of the question paper may be attached)

Yes attached.

i) What is the minimum percentage of required for passing.

50%

Clinical

1. Date of Examination.

27th Jan 2016 – to 30th Jan 2016

Handwritten signature
28/1

Handwritten signature
28/01/16

Handwritten signature
28/01/16
Prof. (Dr.) Uday Kumar
Principal
Medical College, Patna-14

2. Date & time when the examination was inspected. 28th Jan 2016,
9 am to 5 pm
3. Are the invigilation arrangements satisfactory? Yes
4. No. of candidates appeared. 84(eighty four)
5. Long cases one
6. Type of cases given (list may be attached) - Attached and satisfactory
7. Time allotted for study of the case. 30 min – 45 min
8. Nature of Discussion of case by the candidate. By presentation ,
demonstration and
question answering.
9. Time of discussion - 15 – 20 min
10. Was the discussion fair, searching and sufficient practical? Yes

Short Cases

1. Type of cases given (List may be attached). Attached and satisfactory
2. How many cases were given to each candidate? 2(Two)
3. How long did examination in short cases last for each Candidate?
20 – 30 min
4. Standard displayed by the candidates in general in the clinical part of the
examination. Good
5. How was the assessment done? - same as long case
6. Was it done jointly by more than one Examiner? Yes
7. How many marks are allotted for clinical examination? 100
8. What is the minimum percentage for passing the clinical part? 50%
9. Are marks obtained in any other part of the examination added on to that
obtained in the clinical examination? No
10. Are marks given for clinical works done in the wards added on to the
marks obtained in the clinical examination? No

[Signature]
28/1

7

[Signature]
28/01/16

[Signature]

Prof. (Dr.) Uday Kumar
Principal

11. If so, to what extent? N/A
12. How has it influenced the result at the final examination? N/A

(Method of assessment of clinical work in the wards may be clearly stated).

VIVA-VOICE

1. What did it consist of 4 tables each with 5 marks covering Asepsis & Sterilisation, Instruments, Tubes & Drain, Surgical Pathology & Specimen, Radiological Evaluation, Surgical operative procedures, bones, implants, braces.
2. (Give extent of coverage of subject) Entire subject
3. How was it conducted? Divided in 4 groups
4. What was the standard? Good
5. What was the nature of assessment? Demonstration, Identification, Description and question answering.
6. Was it done jointly by more than one examiner? Yes
7. How are the marks obtained in different parts of the examination grouped?
4 tables added together.
8. What is the minimum for passing in each and in the grand total? :-
50% marks obtain to be added to theory marks.
9. Results for the last three years. N/A
10. No. of students appeared? N/A
11. No. of students passed? N/A
12. Other remarks if any. Nil

Handwritten signature
28/11

Handwritten signature
28/11/16

Handwritten signature
28/11/16
Prof. (Dr.) Uday Kumar
Principal
I.A.M.S. Medical College, Patna-14

Conclusions :

Was the examination conducted satisfactorily?


Yes, Satisfactory as per MCI norms and university guidelines.

Was the standard sufficient for the M.B.B.S. examination as required by Regulations of the Medical Council of India?

Yes, Satisfactory as per MCI norms and university guidelines.


Date : 28/01/16


Place : Patna


28.01.2016

Signature
(Inspectors/Visitors)

Prof S K Mohanty
Director Professor &
Co-ordinator for MCI.


28/01/16
Prof. (Dr.) Uday Kumar
Principal
I.C.M.S. Medical College, Patna-14


28/01/16
Dr. B. K. Das
Professor Pediatrics
I.M.S. BHU,
Varanasi



MEDICAL COUNCIL OF INDIA

STANDARD INSPECTION FORM

FORM - C

On the

Final M.B.B.S.(PART-II) Examination of IGIMS University

In the subject of

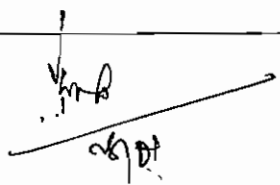
GENERAL MEDICINE

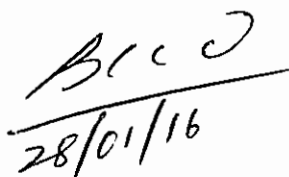
Held at IGIMS, MEDICAL COLLEGE


Place - PATNA, FROM 27/01/16 TO 30/01/16

1. Date of Inspection : 28/01/16
2. Names of Inspectors : 1) DR. S. K. MOHANTY
DIRECTOR, PROFESSOR AND HOD, DEPT. OF
GENERAL SURGERY,
M.N. - 09425220718
E MAIL - skmohantyhydr@gmail.com
2) DR. B. K. DAS
PROF. DEPT. OF PEDIATRICS
BHU, IMS, VARANASI
M.N. - 9451843661
EMAIL - profbkdas@yahoo.co.in
3. Date of last Inspection/Visitation : NA
4. Name of last inspectors/Visitors : NA

Defects pointed out in the last inspection/visitation if any	Remarks by the University
NA	NA


28/01/16


28/01/16


28/01/16
Prof. (Dr.) Uday Kumar
Principal

--	--

A. Scheme of Examination

1. Theory Marks allotted – 120
2. Clinical/practical – 100
3. Oral - 20

Minimum marks for
Passing the Exam. – 50%

B. Theory

1. Theory paper
Subject - GENERAL MEDICINE
Time for the paper - 3 HRS EACH
(1 copy of each of the papers may be attached).

No. 1 – PAPER -1 - SECTION – A, OBJECTIVE, SECTION – B,
SUBJECTIVE ((GIT, CVS, RS, HEMATOLOGY,
CNS, RHEUMATOLOGY, POISONING)

No. 2 – PAPER- 2 - SECTION – A, OBJECTIVE, SECTION – B,
SUBJECTIVE (NUTRITION, INFECTIOUS
DISEASE, ENDOCRINOLOGY, NEPHROLOGY,
SKIN, PSYCHIATRY)

2. Dates on which conducted : 4/1/16 & 6/1/16
3. Where conducted : IGIMS, PATNA
4. Invigilation arrangements : SATISFACTORY AS PER MCI AND
UNIVERSITY NORMS
5. No. of candidates appeared : 84

[Signature]
28/01/16

[Signature]
28/01/16

[Signature]
28/01/16
Prof. (Dr.) Uday Kumar
Principal
Medical College, Patna-1

6. Papers setters : BY UNIVERSITY AND AS PER MCI NORMS

Name & qualification	Designation	Experience as Examiner
DR B.K. SINGH (MD) DMCH, AKU, DARBHANGA, BIHAR	PROFESSOR	13 YEARS
DR VIJAY SHANKAR (MD) PMC, DHANBAD, JHARKHAND.	PROFESSOR	13 YEARS

Remarks by the Inspectors/Visitors regarding

- Nature of the questions. – SATISFACTORY AS PER MCI NORMS
- Do they cover the whole field of prescribed curriculum - YES
- What is the standard displayed in the answers. – GOOD
- What is the nature of assessment. – SUBJECTIVE, OBJECTIVE AND CLINICALLY ORIENTED
- What is the minimum percentage necessary for passing the theory examination – 50%
- What percentage of marks obtained at periodical examinations conducted during the course is carried forwarded to the final examination. – NOT APPLICABLE AT FINAL EXAMINATION
- Method of assessment of examination conducted
During the course of study to be clearly stated. – BY SEMESTER, INTERNAL ASSESSMENT, WARD LEAVING EXAM. AND PRE UNIVERSITY EXAMINATION
- How has it influenced the result at the final examination – IN TOTAL AGGREGATE AND BY DEVELOPING CLINICAL ACCUMEN

[Handwritten signature]
28/01

[Handwritten signature]
28/01/16

[Handwritten signature]
28/01/16
Prof. (Dr.) Uday Kumar
Principal
JGIMS Medical College, Patna

II. Practical/clinical

How is the practical examination conducted give details. – JOINTLY BOTH BY EXTERNAL AND INTERNAL PRACTICAL EXAMINER AS PER MCI NORMS

Does the practical cover the different branches of the subject? – YES AS PER MCI NORMS AND UNIVERSITY GUIDLINE

a) Time allotted for section. FOR LONG CASE - 45 MINUTES AND FOR SHORT CASE - 15 MINUTES EACH

b) Examiners

	Names & qualification	Designation	Experience as examiner
Internal	DR SUDHIR KUMAR (MD)	ASSOCIATE PROFESSOR	8 YEARS TEACHING EXPERIENCE
	DR GOVIND KUMAR (MD)	ASSOCIATE PROFESSOR	8 YEARS TEACHING EXPEIANCE
External	DR SHANTI RANJAN BAGCHI (MD) COLLEGE OF MEDICINE AND JNM HOSPITAL WBUHS, KALYANI, NADIA, W. B.	PROFESSOR	21 YEARS AS EXAMINER
	DR VIJAY SHANKAR (MD) PMC, DHANBAD, JHARKHAND	PROFESSOR	13 YRS AS EXAMINER

hnb
28/01

BCC
28/01/16

Prof. (Dr.) Uday Kumar
Principal
JNS Medical College, Patna-14

Mode & conduct of practical. DEMONSTRATION OF CLINICAL SIGNS,
THEIR INTERPRETATION AND CLINICAL APPLICATION

Is it in batches or otherwise. – IN BATCHES AND ROTATION WISE

- c) Are there other centers where the
Examination is conducted by the same University? NO

If so, where? NA

- i) Do the same examiners conduct the examination in other centers too? NA

- ii) If not what steps are taken to ensure uniformity of standard. NA

- d) Date of Examination – 27/1/16 TO 30/1/16

- e) Date and time when the examination was inspected. 28/01/16 FROM 9 AM
TO 5 PM

- f) Are the invigilation arrangements satisfactory? YES

- g) No. of candidates appeared. 84 (21/DAY)

- h) Number & type of questions (a copy of the question paper may be attached) –
ATTACHED AND AS PER MCI GUIDELINE

hmb
28/01

BCC
28/01/16

Uday Kumar
28/01/16
Prof. (Dr.) Uday Kumar
Principal
IGIMS Medical College, Patna-14

i) What is the minimum percentage of required for passing. 50%

Clinical

1. Date of Examination. 27/1/16 TO 30/1/16
2. Date & time when the examination was inspected. 28/01/16, FROM 9 AM TO 5 PM
3. Are the invigilation arrangements satisfactory? YES
4. No. of candidates appeared.- TOTAL 84 AND 21 ON DAY OF INSPECTION i. e. 28 /01/2016.
5. Long cases - ONE
6. Type of cases given (list may be attached) - LIST ATTACHED AND SATISFACTORY
7. Time allotted for study of the case. 45 to 60 MINUTES
8. Nature of Discussion of case by the candidate – BY PRESENTATION, DEMONSTRATION AND QUESTION ANSWERING
9. Time of discussion 20 MINUTES
10. Was the discussion fair, searching and sufficient practical? YES

h.p.
28/1/16

Bic
28/01/16

28/01/16
Prof. (Dr.) Uday Kumar
Principal
IGIMS Medical College, Patna-14

Short Cases

1. Type of cases given (List may be attached). LIST ATTACHED AND SATISFACTORY
2. How many cases were given to each candidate? TWO
3. How long did examination in short cases last for each Candidate? 20 MINUTES
4. Standard displayed by the candidates in general in the clinical part of the examination. GOOD
5. How was the assessment done? – SAME AS LONG CASE
6. Was it done jointly by more than one Examiner? YES JOINTLY
7. How many marks are allotted for clinical examination? 100
8. What is the minimum percentage for passing the clinical part? 50%
9. Are marks obtained in any other part of the examination added on to that obtained in the clinical examination? NO
10. Are marks given for clinical works done in the wards added on to the marks obtained in the clinical examination? NO
11. If so, to what extent? NA
12. How has it influenced the result at the final examination? NA

(Method of assessment of clinical work in the wards may be clearly stated).

hnb
28/01/16

Bicc
28/01/16

Uday Kumar
28/01/16
Prof. (Dr.) Uday Kumar
Principal
Medical College, Patna-14

VIVA-VOICE

1. What did it consist of (Give extent of coverage of subject) - ECG, XRAY, INSTRUMENT, CHART AND DRUGS
2. How was it conducted? - ON FOUR TABLES AND STUDENTS DIVIDED IN FOUR GROUPS AND EACH WITH 5 MARKS
3. What was the standard? - GOOD
4. What was the nature of assessment? - CLINICALLY ORIENTED WITH PRACTICAL APPLICATION
5. Was it done jointly by more than one examiner? YES
6. How are the marks obtained in different parts of the examination grouped? FOUR TABLE ADDED TOGETHER
7. What is the minimum for passing in each and in the grand total? 50%
8. Results for the last three years. NA
9. No. of students appeared? NA
10. No. of students passed? NA
11. Other remarks if any. - NIL

hsh
28/01

BCC
28/01/16

Uday Kumar
28/01/16
Prof. (Dr.) Uday Kumar
Principal
College, Pa. no-14

Conclusions :

Was the examination conducted satisfactorily? YES, SATISFACORILY AS PER
MCI NORMS AND UNIVERSITY GUIDELINE

Was the standard sufficient for the M.B.B.S. examination as required by
Regulations of the Medical Council of India? YES AND SATISFACTORY

Date : 28/01/16

Place : IGIMS, PATNA




28.01.2016

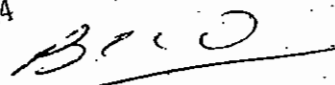
SIGNATURE


(INSPECTORS/VISITORS)

Dr. SK Mohanty
Director Professor & HOD

2
Co-ordinator


28/01/16
Prof. (Dr.) Uday Kumar
Principal
IGIMS Medical College, Patna-14

 28/01/16
Dr. B. K. Das
Professor Pediatrics
IMS, BHU
Varanasi



MEDICAL COUNCIL OF INDIA

STANDARD INSPECTION FORM

FORM - C

On the

Final M.B.B.S. Examination of **INDIRA GANDHI INSTITUTE OF MEDICAL SCIENCES, PATNA** University

In the subject of

PAEDIATRICS

held at

INDIRA GANDHI INSTITUTE OF MEDICAL SCIENCES, PATNA

FROM 27/01/2016 to 30/01/2016

1. Date of Inspection : 28/01/2016
2. Names of Inspectors : 1. Dr. S. K. Mohanty
Director, Professor & HOD
Dept. of Surgery
CIMS, BILASPUR, CHHATISGARH
2. Dr. B. K. Das
Prof. of Pediatrics
IMS, BHU VARANASI

Date of last Inspection/Visitation : NA

Name of last inspectors/Visitors : NA

Defects pointed out in the last inspection/visitation if any	Remarks by the University
NOT APPLICABLE	Not applicable

hnd
28/1

BIL C
28/01/16

Uday Kumar
28/01/16
Prof. (Dr.) Uday Kumar

--	--

A. Scheme of Examination

1. Theory Marks allotted 40
2. Clinical/practical 30
3. Oral 10

Minimum marks for
Passing the Exam. 50 %

B. Theory

1. Theory paper Subject Time for the paper

Paper one PEDIATRICS 3 Hours (question paper of
theory exam is attached as Annexure 1.)
2. Dates on which conducted : 18/01/2016
3. Where conducted : **INDIRA GANDHI INSTITUTE OF
MEDICAL SCIENCES, PATNA**
4. Invigilation arrangements : were made properly, as per MCI norms
and university guidelines (four invigilators list of which is attached as
annexure 2.)
5. No. of candidates appeared : 84 (eighty four)
6. Papers setters : 2 (two)

Name & qualification	Designation	Experience as Examiner
1. Prof. (Dr.) Anil kumar Choudhary. MBBS. MD.	PROFESSOR RIMS,RANCHI	14 YEARS
2. Prof. (Dr.) Rajniti	PROFESSOR	FIVE YEARS

Prasad MBBS.MD.	IMS, BHU	
--------------------	----------	--

Remarks by the Inspectors/Visitors regarding

- a) Nature of the questions. Satisfactory and as per MCI norms
- b) Do they cover the whole filed of prescribed curriculum YES
- c) What is the standard displayed in the answers. GOOD
- d) What is the nature of assessment. SUBJECTIVE, objective and clinically oriented
- e) What is the minimum percentage necessary for passing the theory examination 50 %
- f) What percentage of marks obtained at periodical examinations conducted during the course is carried forwarded to the final examination. NA to final examination
- g) Method of assessment of examination conducted As per MCI norms, During the course of study to be clearly stated three semester examination were taken, also ward leaving examination and periodical log book assessment was done.
- h) How has it influenced the result at the final examination- In aggregate and by developing good clinical acumen

[Handwritten signature]
28/1

[Handwritten signature]
28/01/16

[Handwritten signature]
Prof. (28/01/16) Kumar
P. Kumar

II. Practical/clinical

How is the practical examination conducted give details.

Practical examination had three parts- one long case, one short case (neonate) and viva at two tables(at one table x-rays, and at second table drugs and instruments)

Does the practical cover the different branches of the subject? YES

- a) Time allotted for section. LONG CASE-
- Assessment- 40 Min.
Discussion - 20 Min.
- Short case(neonate)-
Assessment - 40 Min.
Discussion - 20 Min.
- Viva on two tables- 10 min.(5min. on each table)

- b) Examiners- FOUR

INTERNAL -2 (two)

EXTERNAL- 2 (two), Both outside the university and state.

	Names & qualification	Designation	Experience as examiner
Internal	1. Dr. Jayant Prakash. MBBS. MD.	Additional Professor	Four years
	2. Dr. Rakesh kumar MBBS.MD	ASSOCIATE PROFESSOR	ONE YEAR
External	1. Prof. (Dr.) Anil kumar Choudhary. MBBS. MD.	Professor, RIMS, RANCHI	FOURTEEN YEARS
	1. Prof. (Dr.) Rajniti Prasad MBBS.MD.	Professor, IMS, BHU	FIVE YEARS

--	--	--	--

Mode & conduct of practical. Students were divided in four groups (A,B,C,D). Each group had 21 students with a total of 84 students and practical exam of one group was conducted in one day; thus exam lasted for four days.

Is it in batches or otherwise. Yes, in batches and rotation

c) Are there other centers where the Examination is conducted by the same University? NO

If so, where? NOT APPLICABLE

i) Do the same examiners conduct the examination in other centers too? NA

ii) If not what steps are taken to ensure uniformity of standard. NA

d) Date of Examination 27/01/2016 - 30/01/2016

e) Date and time when the examination was inspected. 28/01/2016 9 AM - 5 PM

f) Are the invigilation arrangements satisfactory? YES

g) No. of candidates appeared. 21 (on 28/01/2016)

h) Number & type of questions NA

[Signature]
28/1

B/C D
28/01/16

UK
Prof. *[Signature]* Kumar
Principal

j) What is the minimum percentage of required for passing. 50 %

Clinical

1. Date of Examination. 27/01/2016 - 30/01/2016
2. Date & time when the examination was inspected. 28/01/2016 9 AM - 5 PM
3. Are the invigilation arrangements satisfactory? SATISFACTORY
4. No. of candidates appeared. 21
5. Long cases ONE CASE/ STUDENT
6. Type of cases given (list may be attached) LIST IS ATTACHED And SATISFACTORY
7. Time allotted for study of the case. 40 MINUTES
8. Nature of Discussion of case by the candidate BY PRESENTATION, DEMONSTRATION AND QUESTION AND ANSWERING
9. Time of discussion 20 MINUTES
10. Was the discussion fair, searching and sufficient practical? YES

Handwritten signature

Handwritten signature
28/01/16

Handwritten signature
Prof. (Dr.) Kumar
Principal
Medical College, Patna-14

Short Cases

1. Type of cases given (List may be attached). INCLUDING NEONATOLOGY
2. How many cases were given to each candidate? ONE
3. How long did examination in short cases last for each Candidate? 20 min.
4. Standard displayed by the candidates in general in the clinical part of the examination. SATISFACTORY
5. How was the assessment done?
DEMONSTRATION OF CLINICAL SIGNS AND PRACTICAL APPLICATION
6. Was it done jointly by more than one Examiner? yes
7. How many marks are allotted for clinical examination? 30 marks
8. What is the minimum percentage for passing the clinical part? 50 %
9. Are marks obtained in any other part of the examination added on to that obtained in the clinical examination? NO
10. Are marks given for clinical works done in the wards added on to the marks obtained in the clinical examination? NO
11. If so, to what extent? NA
12. How has it influenced the result at the final examination? NA

hnd
28/1

B.I.C.
28/01/16

Prof. Dr. Uday Kumar
Principal
JGMC Medical College, Patna-1

(Method of assessment of clinical work in the wards may be clearly stated).

VIVA-VOICE

1. What did it consist of
TWO TABLES OF 5 MARKS EACH COVERING X RAYS, DRUGS,
VACCINES, INSTRUMENTS
2. How was it conducted? CONDUCTED ON TWO TABLES(each consisted of
one internal and one external)
3. What was the standard? satisfactory
4. What was the nature of assessment? Clinical oriented and good
5. Was it done jointly by more than one examiner? yes
6. How are the marks obtained in different parts of the examination grouped?
Two tables added together
1. What is the minimum for passing in each and in the grand total? 50 %
2. Results for the last three years. NA
3. No. of students appeared? NA
4. No. of students passed? NA
5. Other remarks if any.

[Signature]
27/1

BILU
28/01/16

[Signature]
Prof. Dr. Uday Kumar
28/01/16
Medical College, Patna-14


Conclusions :

Was the examination conducted satisfactorily? YES, SATISFACTORILY AS PER
MCI NORMS AND UNIVERSITY
GUIDELINES

Was the standard sufficient for the M.B.B.S. examination as required by
Regulations of the Medical Council of India? YES, AS PER MCI NORMS AND
UNIVERSITY GUIDELINES

Date : 28.01.2016


Place :



28.01.2016

Signature

(Inspectors/Visitors)

1. Dr. SK Mohanty
Director Professor & HOD Surgery
2
Co-ordinator for MCI.


Prof. (Dr.) Uday Kumar
Principal
I.G.M.S. Medical College, Patna-14

2. 
Dr. B. K. Das
Professor Pediatrics
I.M.S. BHU
Varanasi 221005



MEDICAL COUNCIL OF INDIA

STANDARD INSPECTION FORM

FORM - C

On the

Final M.B.B.S. (Part II) Examination of IGIMS University

In the subject of

Obstetrics & Gynaecology

held at

Indira Gandhi Institute of Medical College

From 27.01.2016 to 30.01.2016

Place:- Sheikhpura, Patna

1. Date of Inspection : 28.01.2016
2. Names of Inspectors : 1. Dr. S K Mohanty Director Professor surgery,
CIMS,Bilaspur
2. Dr. B K Das Professor, Paediatric, IMS, BHU,
Varanasi (UP)
3. Date of last Inspection/Visitation : NA
4. Name of last inspectors/Visitors :NA

Defects pointed out in the last inspection/visitation if any	Remarks by the University
NA	NA

[Signature]
28/1

2 *[Signature]*
28/01/16

[Signature]
28/01/16

Prof. (Dr.) Uday Kumar
Principal
CIMS Medical College, Bilaspur

A. Scheme of Examination

- | | | |
|----|--|-------------------|
| 1. | Theory | Marks allotted 80 |
| 2. | Clinical | 50 |
| 3. | Oral | 20 |
| | Minimum marks for
Passing the Exam. | 50% |

B. Theory

- | | | |
|-----------------|------------------------|--|
| 1. Theory paper | Subject | Time for the paper (1 copy of each of the papers may be attached). |
| No. 1 | Obstetrics (Paper I) | 3 hrs of 40 Marks |
| No. 2 | Gynaecology (Paper II) | 3 hrs of 40 Marks |
2. Dates on which conducted : 13 Jan 2016 & 15 Jan 2016
3. Where conducted : in the Examination hall of IGIMS and as per MCI norms
4. Invigilation arrangements : By Exam cell of IGIMS Satisfactory & as per MCI norms and University guideline
5. No. of candidates appeared : 84 (Eighty four)
6. Papers setters : By the deemed university and from outside the University & state

Name & qualification	Designation	Experience as Examiner
Dr.J Minz MD (Obst & Gynae)	Associate Prof. & HOD Rajendro Institute of Medical Science, Baritau, Ranchi	8 Years
Debjani Bhadra MD (Obst & Gynar)	Prof. at Kolkata Medical College	20 Years

[Signature]
28/1

[Signature]
3 28/01/16

[Signature]
28/01/16

Prof. (Dr.) Uday Kumar
Principal

Remarks by the Inspectors/Visitors regarding

- a) Nature of the questions : Satisfactory & as per MCI norms
- b) Do they cover the whole filed of : yes
prescribed curriculum
- c) What is the standard displayed in the : good & clinically oriented
answers?
- d) What is the nature of assessment. : Subjective, objective, analytical and as
per MCI norms
- e) What is the minimum percentage necessary for passing 50%
the theory examination
- f) What percentage of marks obtained at
periodical examinations conducted during : 25%, 50/200
the course is carried forwarded to the
final examination.
- g) Method of assessment of examination conducted
During the course of study to be clearly stated: - Internal assessment, ward leaving
test, seminar and pre university
examination
- h) How has it influenced the result at the final examination - Significantly increasing
clinical acumen

II. Practical/clinical

How is the practical examination conducted give details.

[Signature]
28/1

[Signature]
28/01/16

[Signature]
28/01/16

Prof. (Dr.) Uday Kumar
Principal

Does the practical cover the different branches of the subject? Yes

a) Time allotted for section. Adequate as per Schedule

b) Examiners

	Names & qualification	Designation	Experience as examiner
Internal	Dr. Neeru Goel MD Obst & Gynae	Professor & HOD	8 Years
	Dr. Poonam MD (Obst & Gynae)	Associate Prof.	6 Years
External	Dr. J Minz	Associate Prof. & HOD, RIMS	8 Years
	Dr. Shikha Seth MD (Obst & Gynae)	Additional Prof. UPRIMS & R Safai	4 Years

Mode & conduct of practical. As per MCI norms

Is it in batches or otherwise. In batches and in rotation

c) Are there other centers where the Examination is conducted by the same University? No

[Signature]
28/1

[Signature]
5 28/01/16

[Signature]
28/01/15

Prof. (Dr.) Uday Kumar
FACULTY

If so, where?

NA

i) Do the same examiners conduct the examination in other centers too?

NA

ii) If not what steps are taken to ensure uniformity of standard. Hindering 2 hers Not
Apbherlem

d) Date of Examination : from 27 to 30 Jan 2016

e) Date and time when the examination was inspected. 28.01.2016 from 9 am to 5 pm

f) Are the invigilation arrangements satisfactory? Yes

g) No. of candidates appeared. 84 (Eighty Four)

h) Number & type of questions (a copy of the question paper may be attached)-
Attached and As per norms

i) What is the minimum percentage of required for passing. 50%

[Signature]
28/1

[Signature]
28/01/16

[Signature]
28/01/16

Prof. (Dr.) Uday Kumar
F. School

Clinical

1. Date of Examination. From 27.01.2016 to 30.01.2016
2. Date & time when the examination was inspected. 28.01.2016 from 9 am to 5 PM
3. Are the invigilation arrangements satisfactory? Yes
4. No. of candidates appeared. 84 (Eighty Four)
5. Long cases Two cases given one from Obstetrics and one from Gynaecology
6. Type of cases given (list may be attached):- Satisfactory and attached
7. Time allotted for study of the case. 45-50 min each
8. Nature of Discussion of case by the candidate Didactic and practically oriented
9. Time of discussion 20 Minutes to half an hour
10. Was the discussion fair, searching and sufficient practical? Yes

[Signature]
28/1

[Signature]
28/01/16

[Signature]
28/01/16

Prof. (Dr.) Uday Kumar
Principal

Short Cases **NA**

1. Type of cases given (List may be attached). 1 Obst & Gynae - Attached
2. How many cases were given to each candidate? - NA
3. How long did examination in short cases last for each Candidate? - NA
4. Standard displayed by the candidates in general in the clinical part of the examination. - Good
5. How was the assessment done? - As per MCI guidelines. Presentation, demonstration and question answer with tables
6. Was it done jointly by more than one Examiner? Yes
7. How many marks are allotted for clinical examination? 50
8. What is the minimum percentage for passing the clinical part? 50%
9. Are marks obtained in any other part of the examination added on to that obtained in the clinical examination? No
10. Are marks given for clinical works done in the wards added on to the marks obtained in the clinical examination? Yes (Maintenance of records / Manual books)
11. If so, to what extent? 20 day to day 10 - Manual/Log book Practical
12. How has it influenced the result at the final examination? Part of the curriculum

(Method of assessment of clinical work in the wards may be clearly stated).

[Signature]
28/1

8 *[Signature]*
28/01/16

[Signature]
28/1/16
Prof. (Dr.) Uday Kumar
Principal
Medical College, Patna-14

VIVA-VOICE

1. What did it consist of : Four tables as per the specifications with 5 marks each
a-instruments b- specimen c- contraceptive/drugs d- pelvis
(Give extent of coverage of subject)
2. How was it conducted? As per MCI norms
3. What was the standard? Good
4. What was the nature of assessment? As per MCI norms Identification,
Demonstration & question answering(didactic)
5. Was it done jointly by more than one examiner? Yes
6. How are the marks obtained in different parts of the examination grouped? 4 tables
were added to total of 20 to be added to Theory
marks.
7. What is the minimum for passing in each and in the grand total? 50%
8. Results for the last three years. -1st Batch appearing for the exam, therefore Not
applicable
9. No. of students appeared? 84
- 10.No. of students passed? - To be decided
- 11.Other remarks if any. Nil

hnd
28/1

BCC
28/01/16

Wk
28/01/16

Prof. (Dr.) Uday Kumar
Principal
JGMS Medical College, Patna-14


Conclusions :

Was the examination conducted satisfactorily? Yes , Satisfactory and as per MCI and University norms

Was the standard sufficient for the M.B.B.S. examination as required by Regulations of the Medical Council of India? Yes adequate and satisfactory

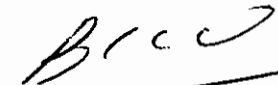
Date : 27.01.2016

Place : IGIMS , Patna


28.01.2016

Signature
(Inspectors/Visitors)


28/01/16


Dr. B. K. Das
Professor, Pediatrics
IHL, BHU
10 Varanasi
28/01/16

Dr. S. K. Mohanty
Director Prof & HOD Sup
Co-ordinator for
Prof. (Dr.) Uday Kumar
Principal
IGIMS Medical College, Patna-14