

Confidential

MEDICAL COUNCIL OF INDIA
ASSESSMENT FORM FOR 150 ADMISSIONS REPORT (RECOGNITION)
(INCREASE IN ADMISSION CAPACITY FROM ___ - ___ TO ___ - ___)

Part A-I (2017-18)
 (to be filled by the Institution)

1.1 Type of Assessment

U/S 10A- Regular: Letter of Permission (), 1st renewal (), 2nd renewal (), 3rd renewal (), 4th renewal ()

U/S 11 -Regular: Recognition (✓),

U/S 19 Continuation of Recognition Regular (Yes)

Any Other:

Note:

1. All rows/columns must be filled.
2. 'Not Applicable' should be clearly written wherever a required information is not relevant.
3. All pages of the A-I are to be signed by Dean/Principal/Director.

Name of the Institution : GMERS Medical College Valsad

Address : Halar Road, Nanakwada, Valsad

Telephone No. : 02632-299510, 02632-250520

Date: 07/3/2017

Signature with stamp Dean/Principal/Director

Dean
 GMERS Medical College
 Valsad

E-mail : gmernsncvalsad@gmail.com

Fax : 02632-250550

Website : www.gmernsncvalsad.com

Management : Gujarat Medical Education & Research Society, Ahmedabad

Regn. no. of Society/Trust/Company: : F/1683/Gandhinagar Annexure 1

Consent/Affiliation from University : Ver Narmad South Gujarat University, Surat Annexure 2

Period of Validity : 15.06.2015 to 14.06.2016

No. of seats as per Essentiality Certificate :
(Information not required for renewal/recognition inspection)
Period of Validity :

Assessment Date : 7 & 8 Mar., 2017


Last Assessment Date: January 18, 2017

1.2

(a) Location: The applicant college is located in Valsad (city/village) of Valsad taluka Valsad district of Gujarat state.

(b) The College has following plots of land:

Date: 07/3/2017



Signature with stamp Dean/Principal/Director

Dean
GMEERS Medical College
Valsad

Plot #	Survey #	Place	Area	Remarks if any
-	286/PAIKY2	Nanakwada, Valsad	1037270 Sq M.	-

(c) The campus is unitary/~~divided~~ into One parts. If not unitary distance between parts. - Not Applicable

1.3 **Building Plan approval from the competent authority:** Sarpanch Gram panchayat, Nanakwada Dated: 23/4/2012
(name of the authority and date of approval).

1.4 **Buildings:**

College: 30173.51 sq.mt.

Hospital (including OPD): 62268 sq.mt.

Hostel & Residential complex 40150 sqmt.

1.5 **Building Use/ Occupancy Certificate:** approved by order no: dated. Not Required Annexure 3

1.6 **Nearest airport:** Surat 100 kms. (Information not required for renewal/recognition inspection)

1.7 **Nearest Railway Station:** Valsad 3 kms. (Information not required for renewal/recognition inspection)

1.8 **Water Supply:** Through Municipal/Borewells: Municipal and Borewell (Information not required for renewal/recognition inspection)

1.9 **Electric supply:** Sanctioned Load :1150 KVA. (Information not required for renewal/recognition inspection)

Date: 07/3/2017

Signature with stamp Dean/Principal/Director

Date: 07/3/2017

Signature with stamp Dean/Principal/Director
 Dean
 GMERS Medical College

Year	College	Hospital
Salary	Doctors	246
	Resident	-
- Other Staff	Doctors	868
	Technical Training	-
Library & Education	80	-

All figures in Lakh

1.13 Annual Budget: College & Hospital

- 1.10 Generators: available/not available, Available load: 1660 KVA
- 1.11 Drainage & sewage disposal (Information not required for renewal/recognition inspection):
- 1.12 Working Hours:
 - 1. OPD Timings: 9 am to 1 pm & 3 pm to 5 pm
 - 2. College Timings: 9 am to 5 pm
 - 3. Library Timings: 9 am to 6 pm Reading Room opens for 24 hours
- 1.13 Annual Budget: College & Hospital

Technical Training		-
Library & Education	80	-
Maintenance	0	0
Contingencies	257.86	100
Others	643.27	932
Total	3142	2146

1.14 Paramedical staff (Nos.): Give details of technicians department wise:

Department	Technician	Assistant	Attendant	Other
Radiology	1	4	4	2
Biochemistry	3	2	3	1
Microbiology	1	1	2	1
Serology	1	1	2	-
Heamatology	2	1	1	1

Date: 07/3/2017.

Signature with stamp Dean/Principal/Director

Dean
GMERS Medical College
Valsad

Date: 07/3/07

Department	Technician	Assistant	Attendant	Other
Anatomy	1	-	4	3
Biochemistry	1	1	1	3

Signature with stamp  Dean/Principal/Director

GMERS Medical College
Vaisad

Histo-pathology	2	1	1	1
Cytopathology	2	1	1	1
OT	0	0	5	
Anesthesia	0	0	1	
Blood Bank	6	0	6	2
Labour Room	0	0	2	
Emergency Room	1	0	5	
CSSD	0	1	0	
Mortuary	0	0	3	
Laundry	NA	NA	NA	Out sourced
Electrical	0	3	0	
Housekeeping	0	0	0	
Bio-medical	0	0	1	
BWM	-	-	2	
Pharmacy	-	-	1	-

Physiology	2	-	-	2
Microbiology	9	0	4	4
Pathology	12	0	5	4
Forensic Medicine	2	0	2	6
Community Medicine	2	0	0	5
Pharmacology	1	0	4	6
UHC	1	0	0	12
RHC	1	0	0	10

1.15 Nursing Staff available:

Category	No of Beds _ 650 _	
	Required Nos.	Available Nos.
Staff Nurses	309	321
Sister Incharge	45	45
ANS	12	12
DNS	5	5
Nursing Suptd	1	1
Total	372	384

Date: 07/3/2017

Signature with stamp
 Principal/Director
 GMERS Medical College
 Valsad

1.16 Medical Education Unit (MEU): (Information not required for LOP inspection)

Available as per Regulations : Yes

Name of the MEU coordinator : Dr. D P Pandit

Details of affiliated faculty

: Dr. S.D. Mistry, Professor & Head, Pharmacology

Dr. Janak Parekh, Professor & Head, Surgery

Dr. Alka Nerurkar, HOD, Microbiology

Dr. Amit Upadhyah, Associate Prof., Physiology

Dr. Ruchi Naik Asso. Medicine

Dr. Pragnesh Parmar, Associate Prof., F.M

Dr. Vikram Patel, Assistant Prof., Otorhinolaryngology (ENT)

Dr. Amit Kumar A. Shah, Assistant Prof. Pathology

Dr. Jatin Dhanant, AP Pharmacology

Details of the Orientation programme and Basic Course Workshop undergone by MEU } : as shown below

Coordinator

Name of the MCI Regional Centre where

above training has been undertaken

: Sheth GSMC/ KEMH MCI Nodal Centre Mumbai

Date/s of the above workshops

: 25th to 28th Aug., 2015

Date: 7/3/2017

Signature with stamp
 Dean/Principal/Director
 GEMS Medical College,
 Walsad

Details & Duration of Workshops in Medical Education Technology conducted by MEU: (*Attached as Annexure 4.a*)

Details of faculty who have undergone basic course workshop in *Medical Education Technology* at the allocated MCI Regional Centre - List attached along with Annexure 4.b

Feedback evaluation of workshops and action taken reports on the basis of feedback obtained (comments in the annexure 4.c)

1.17 Continuing Medical Education : (Information not required for LOP inspection)

Details of CMEs/workshop organized by the college held in the past 1 year:

Since Oct. 2014 total 13 CMEs and 1 Basic Course Workshop - List enclosed as Annexure 4a

Details of the credit hours awarded for the past one year (details/comments in annexure) - Applied

1.18 College Council : (Information not required for LOP inspection)

- Name, designation, contact no. and address of the President & Secretary.
 - President - Dr. G R Patel, Dean
 - Secretary - Dr. R. M. Jitia, MS
- Composition of the Council (HODs as members & Principal / Dean as chairperson)
 - Chairman: Dr. G R Patel, Dean
 - Member Secretary: Dr. R.M. Jitia
 - Members :
 - Dr Deepak Howale,HOD,Anatomy
 - Dr D P Pandit,HOD,Physiology
 - Dr Avanish Mishra,HOD,Biochemistry
 - Dr. S D Mistry, HOD, Pharmacology
 - Dr Alka Nerurkar,HOD,Microbiology

Date: 07/3/2017

Signature with stamp Dean/Principal/Director


 GMERS Medical College
 Valsad

Date: 07/3/2017

Signature with stamp
 Dean/Principal/Director
 GMERS Medical College,
 Valad

Sr No.	Subject	No. of Permitted sets	No. of recognized seats
Not Applicable			

1.19 PG Course: If the college is running PG course; Please mention the intake of PG seats subject wise Not Applicable

- No. of times the College Council meets per year (min 4) : 4
 - Action taken report on College Council Meetings (details / comments in annexure 5)
- Dr. Kamlesh Shah, HOD, Pathology
 Dr. Sunil Nayak, HOD PSM
 Dr. Ruchi Nayak Asso. Medicine
 Dr. Lilavati M. Vasava Asso. TB & Chest
 Dr. Bhuvnesh Shah, AP Skin & V D
 Dr. Manubhai Parmar Asso. Psychiatric
 Dr. Chintu Chaudhari AP Peadiatrics
 Dr. Parth K. Panchal AP Orthopedics
 Dr. Akshay Chaudhary Asso. Ophthalmology
 Dr. Rakesh V. Sheth Asso. ENT
 Dr. Manisha P. Kothari AP Anesthesia
 Dr. Bhavesh R. Goyani Professor Radiology
 Dr. Ankur G. Shah AP Dentistry

1.20 Clinical Material


Item	Daily average (of last 12 months) as provided by institute
O.P.D. attendance (At the end of OPD timing)	1255
Casualty attendance (24 hrs. data)	39
No of admissions	75
No. of discharges	73
Bed occupancy: No of Beds occupied No of beds required Bed occupancy %	374 650 53%
<u>Operative Work</u>	
No, of major surgical operations	21
No. of minor surgical operations	43
No. of normal deliveries	2

Date: 07/3/2017

Signature with stamp Dean/Principal/Director
 GHSERS Medical College
 Valsad

Date: 07/3/2017

Item	Daily average (of last 12 months) as provided by institute	
	No. of caesarian sections	
	O.P.D	I.P.D
X-ray	78	58
Ultrasonography	24	19
Barium, IVP etc.	1	1
C.T. Scan	0	1
<u>Laboratory Investigations - No of Tests</u>	O.P.D	I.P.D
Biochemistry	276	328
Microbiology	100	134
Serology		
Haematology	344	330
Histopathology	2	2

Signature with stamp Dean/Principal/Director

OMERS Medical Centre
 Walsal

Item	Daily average (of last 12 months) as provided by institute	
	Cytopathology	5
Others	55	15
Any other (HIV/AIDS, DOTs, Malaria etc)	65	

1.21 College Website

Sr. No.	Details of information	Provided or not (with no & date)
1	Dean, Principal & M.S.	Provided
2	Staff-Teaching & non Teaching*	Provided
3	CME, Conference, academic activity conducted	Provided
4	Awards, achievements received by the faculty.	Provided
5	Affiliated university and its VC & Registrar.	Provided
6	Details of the MCs infrastructure a) Academic Facilities (LT, Demo rooms, Common rooms, Labs, Library, Skill lab, Computer Lab, Auditorium):	Provided

Date: 07/3/2017

Signature with stamp Dean/Principal/Director

Dean
GEMS Medical College
Valsad

Date: 07/3/2017

I hereby given an undertaking that :
 (i) The college will admit students only after obtaining the permission from Central Govt.
 (ii) In the event of this declaration turning out to be either incorrect or any part of this declaration subsequently turning out to be incorrect or false, it is understood and accepted that the undersigned shall be responsible for any such misdeclaration or misstatement.


Undertaking - To be given by the Dean/Principal of the Institute

Sr. No.	Details of information	Provided or not (with no & date)
7	Citizen Charter	Provided
8	List of students admitted category wise (UG & PG) in current and previous year.	Provided
9	Results of all examinations in previous year.	Provided
10	Details of members of the Anti Ragging Committee Members with contact details including landline Ph. mobile, email etc.	Provided
11	Toll free number to report ragging.	Provided
12	No. of ragging cases reported to Anti Ragging Committee and Action taken by Anti Ragging Committee.	Provided

Signature with stamp Dean/Principal/Director
 Dean
 GMERS Medical College
 Vadod

- (iii) In case, the declaration made by me is found to be false in any material point then necessary Civil / Criminal proceedings, including prosecution under Section 199 of the Indian Penal Code, 1860, may be initiated against me by the Competent Authority.
- (iv) The college has obtained all requisite statutory approvals.
- (v) The college has fulfilled all requirements as per the applicable Minimum Standard Requirement for the Medical College Regulations, 1999.

Date: 07/3/2017

Signature with stamp Dean/Principal/Director

Dean
GILERS Medical College
Valsad

Inq. 102/09

SP/CC/BPT-2

21/08/09

No.0014175

CERTIFICATE OF REGISTRATION

This is to certify that, below mentioned Public Trust is appropriately registered at the office of Public Trust Registration Office at Gandhinagar, under rules /regulations (29th of Mumbai of the year 1950) regarding Mumbai Public Trusts of the year 1950.

Name of the Public Trust: Gujarat Medical Education

And Research Society, Gandhinagar

Number in Register of Public Trust: F/1637/Gandhinagar

To Whom the Certificate given : Bhanat bhai Vyas

Issued on the date 5th of month September Year 2009 with my Signature.



Signature:

Designation:

Signature With
Seal/Stamp ofAssistant Charity Commissioner
Gandhinagar Prades, Gandhinagar.

N.B: This is English translation of Original Gujarati document done by applicant. For any query Original Gujarati document (attached) may please be referred.

[Signature]
07/13/2017
Dean
GMERS Medical College
Valsad

[Signature]
OFFICER ON SPECIAL DUTY
GUJARAT MEDICAL EDUCATION
AND RESEARCH SOCIETY
CIVIL HOSPITAL, BACHANMEDABAD.


VEER NARMAD SOUTH GUJARAT UNIVERSITY

University Campus, Udhna-Magdalla Road, SURAT - 395 007

વીર નર્મદ દક્ષિણ ગુજરાત યુનિવર્સિટી

યુનિવર્સિટી કેમ્પસ, ઉદના-મગદલા રોડ, સુરત - ૩૯૫ ૦૦૭

(Accredited B** status by NAAC)

☎ : (0261) 2227141 to 2227146

Fax : (0261) 2227312

Gram : VNSGU

E-mail : sgu@sguernet.in

☎ : (0261) 2220141 થી 2220146

ફેક્સ : (0261) 2220312

તાર : વીએનએસજીયુ

Website : www.sgu.ernet.in

FORM-3
CONSENT OF AFFILIATION

On the basis of the report of the Local Inquiry Committee, of Veer Narmad South Gujarat University, Surat has agreed in principle, to affiliate the proposed medical college to be established at Valsad by the Gujarat Medical Education & Research Society, Gandhinagar subject to grant of permission by the Government of India, Ministry of Health and Family welfare, New Delhi, under Section 10 (A) of the Indian Medical Council Act 1956 (102 of 1956).

SURAT
No.S-A (NOC)(Med)/10097
DATE: 22-9-2010

J. R. Mehta
(J. R. Mehta)
REGISTRAR

J. R. Mehta
27/3/2017
Dean
GNERS Medical College
Valsad

A-PDF Image To PDF Demo. Purchase from www.A-PDF.com to remove the watermark
ક્રમિક : ૫૧૩-૧૭-૨૦૦૦-૨૩૩૫-(૧૭૨૭)-૨. ૧

ગુજરાત સરકાર,
માર્ગ અને મકાન વિભાગ,
સંવિભાગ, ગાંધી-નગર,
તારીખ : ૨૬-૯-૨૦૦૦

પ્રતિ,
શ્રી. ડૉ. જી. ઈ. જી. શેર મા. મ. વલસાડ,
Engg. કોલેજ, વલસાડ.

વિષય :- ગુજ. હાઈકોર્ટ મકાન બાંધકામ બાબત,
(બી.હી.સી. યુ.એ. પરમીટ બાબત).

ઉપરોક્ત વિષય પરત્વેની આપના તા. ૧૨-૯-૨૦૦૦ ની પત્રના
અનુવાને સંવિભાગ જણાવવાનું કે, ગુજરાત નગર આયોજન અને શહેરી
વિકાસ અધિનિયમ-૧૯૭૬ની કલમ ૭૯(૫) અનુસાર બી.હી.સી. યુ.એ.
પરમીટ માટે કોઈપણ પ્રકારની પરવાનગી લેવાની પ્રશ્ન રહેતી નથી.
"બોટા" ની પુસ્તક અને આવી વિકાસ યોજનાના મામલો
વિકાસ નિયંત્રણ નિયમોમાં પણ નિયમ નં. ૮ માં કરાયેલ જોગવાઈ
મુજબ પણ સરકાર ધ્વારા વિકાસ કરવાના કિસ્સામાં સત્તામંડળને
જાણ કરવાની જોગવાઈ કરેલ છે. આમ સરકાર ધ્વારા કરવામાં
આવતા વિકાસ(બાંધકામ) માટે કોઈપણ પ્રકારની પરવાનગી "બી.હી.સી.
યુ.એ. પરમીટ" લેવાની પણ જરૂર રહેતી નથી.

આ પત્ર આ વિભાગની સમાન ક્રમાંકની કાઉલ પર શહેરી વિકાસ
અને શહેરી શૂઠનિયમિત્ત વિભાગની તા. ૧૮-૯-૨૦૦૦ ની નોંધથી મળેલ
સંબંધિત સંદર્ભે આપના કસ્ટોમર બને છે.

આપનો વિશ્વાસુ,
(ડી. ડી. પટેલ)
સેક્શન ઓફિસર
માર્ગ અને મકાન વિભાગ

નકલ સ્વાતંત્ર્ય પ્રતિ,
૧. ડૉ. ઈ. ઈ. શ્રી, નવસંપુરા મા.મ. વિભાગ, આદાલત તરફ જાણ માટે
૨. સિલેક્ટ કાઉલ.

27/3/07
Dean
GMERS Medical College
Valsad


MEDICAL EDUCATION UNIT GMERS MEDICAL COLLEGE VALSAD

Halar Road, Nanakwada, Valsad, Gujarat 396001

Telephone: 02632-250520(Office), 02632-250520(Fax) Email: meugmersvalsad@gmail.com


CME Programmes organized by MEU-GMERS Medical College, Valsad.

S.No	Date	Time	Topic	Speaker
1	15/02/2012	2:30 to 3:30P.M	Media in Medical Education	Dr. Prity Solanki
2	22/02/2012	2:30 to 3:30P.M	Group Dynamics	Dr. Deependra Sharma
3	29/02/2012	2:30 to 3:30P.M	Practical Examination-OSPE / OSCE	Dr. Sudarshan Gupta
4	30/10/2012	2:30 to 3:30P.M	Pharmacovigilance	Dr. S.D.Mistry Dr. Nilesh Chavda
5	17/01/2013	1:30 to 1:50P.M	Epidemiology of Stroke in India	Dr. Komal Bharti
		1:50 to 2:20pm	Alteplase-Product, Demonstration for Usage & Clinical Trials for Acute Ischemic Stroke	Dr. Prabhav Trivedi
		2:20 to 2:50pm	Evaluation in Emergency Department including Inclusion /Exclusion Criteria	Dr. Sameer Desai
		2:50 to 3:35pm	Acute Stroke Management: Thrombosis & Monitoring	Dr. Prabhav Trivedi
6	29/01/2013	2:30 to 3:30pm	Microteaching	Dr. Kamlesh Shah
7	05/02/2013	3:00 to 4:00pm	Qualitative Research Methods	Dr. Hinal Baria
8	12/02/2013	3:00 to 4:00pm	Media in Medical Education	Dr. P.C. Vaghela
9	19/02/2013	3:00 to 4:00pm	Group dynamics & Team building	Dr. Amit Shah
10	12/03/2013	3:00 to 4:00pm	Nutritional Software for healthy life	Dr. Rajesh Mehta
11	07/05/2013	3:00to 4:00pm	Community Health in Valsad District	Dr. Rajesh Mehta
12	31/05/2013	2:30 to 3:45pm	How to detect mental Health	Dr. Mahesh Parekh
13	12/06/2013	2:30 to 3:30pm	CME on Malaria	Dr. Ruchi Nayak Dr. Sunita Mistry Dr. Vipul Chaudhary Dr. S.D.Mistry Dr. Darshana Patel Dr. Panna Patel Dr. Ravikant Patel
14	20/6/2013	2:30 to 3:30pm	CME on Leptospirosis	Dr. Komal Bharti Dr. Jignesh Patel Dr. Parimal Patel Dr. Anita Sinha Dr. Hinal Baria
15	26/6/2013	2:30to 3:30pm	"Psychophysiological Basis of Disease"	Dr. Avanish Dave
16	25/9/2013	4:00 to 5:00 P.M	Sickle Cell Anemia	Dr. Graham Seargent


 GMERS Medical College
 Valsad

17	23/10/2013	4:00 to 5:00 P.M	"Chest Pain"	Dr. Abhi Desai
18	21/01/2014	11:00 A.M to 01:00 P.M	"Understanding ECG"	Dr. Ruchi Naik
19	24/01/2014	10:00 A.M to 01:00 P.M	"Diabetes, Cancer and Heart Disease"	Dr. M. N. Wiseman Dr. Mahesh A. Varia Dr. Adi E.Mehta Dr. S.S.K Reddy
20	11/02/2014	2:00 to 5:00 P.M	Orientation on diagnosis and management of common psychiatric illnesses.	Dr. Mahesh Parikh
21	18/02/2014	3:00 to 4:00P.M	Making Effective Powerpoints	Dr. Amit Upadhyah
22	19/02/2014	3:00 to 4:00P.M	Effective Presentation Skills	Dr. Amit Upadhyah
23	01/03/2014	9:00A.M to 5:00 P.M	Workshop on Learning Disabilities	Keyuri D.Bhojani
24	22/07/2014	3:00 to 4:00P.M	Body composition analysis using Bioelectrical impedance	Dr. Amit Upadhyah
25	14/10/2014	3:00 to 4:00P.M	Critical care medicine	Dr. Kalpesh Joshi Dr. Sandeep Desai Dr. Devang Desai
26	14/11/2014	3:00 to 3:45P.M	Rational use of Blood and Blood products	Dr. Amit Shah
27	2/12/2014	3:00 to 4:00P.M	Chronic Obstructive Pulmonary Diseases	Dr. Dilip Gheewala Dr. Chintan Patel Dr. Ruchi Naik
28	10/12/2014	3:00 to 4:00P.M	Basic Biostatistics with the help of M.S Excel	Dr. Diwakar Sharma
29	19/12/2014	3:00 to 4:00P.M	Framing Good MCQ's	Dr. S.D.Mistry
30	06/01/2015	12:00 to 1:00P.M	Early Insulin initiation and intensification	Dr. Piyush Desai
31	13/01/2015	12:00 to 1:00P.M	Antibiotic susceptibility pattern in Clinical specimens received from GMERS Hospital Valsad	Dr. Niraj Biswas Dr. Mehul patel
32	02/02/2015	3:00 to 3:45 P.M	Approach to a patient- My Way	Dr. Vikram Patel
33	04/02/2015	2:00 to 4:00 P.M	A short course in Biostatistics	Dr. Diwakar Sharma Dr. Vaibhav Garat
34	07/03/2015	10:00A.M to 1:00 P.M	Cadaveric Arthroplasty	Dr. Deepak Howale Dr. Parth Panchal
35	01/04/2015	12:00 to 1:00 P.M	Hypertension Update	Dr. Ruchi Naik
36	7 th to 9 th July 2015	9:00 A.M to 5:00 P.M	Basic Course Workshop in MET	
37	5 th ,6 th Oct 2015	9:00 A.M to 5:00 P.M	Workshop on Assessment in Medical Education at VNSGU Surat	Dr. Praveen Singh Dr. Suman Singh
38	16/10/2015	12:00 to 1:00 P.M	Individualization of T2 Diabetes Mellitus	Dr. Ruchi Naik Dr. Kalpesh Jain
39	16/09/2016	3:00 to 4:00 P.M	Counselling Techniques	Dr. M.C.Parmar
40	20/09/2016	3:00 to 4:00 P.M	Common Psychiatric Illnesses	Dr. M.C.Parmar
41	23/09/2016	3:00 to 4:00 P.M	Stress Management	Dr. M.C.Parmar
42	07/10/2016	3:00 to 4:00 P.M	Faculty sensitization to Antiragging measures	Dr. M.C.Parmar
43	13/10/2016	3:00 to 4:00 P.M	HbA1C- New era in monitoring control of Diabetes mellitus	Dr. Dharmesh N. Gamit

44	19/10/2016	3:00 to 4:00 P.M	Consent in medical practice	Dr. Pragnesh Parmar
45	28/12/2016	3:00 to 4:00 P.M	AFP and Measles Surveillance	Dr. Chirag Walia



Coordinator
Medical Education Unit
GMERS Medical College
Valsad

Head of Department
Dept. of Physiology
G.M.E.R.S. Medical College
Valsad



Dean
GMERS Medical College
Valsad

Details of Workshop conducted by MEU at GMERSMC Valsad


Name of workshop: Basic course workshop in Medical Education Technology

Duration: 3 days, 7th to 9th July 2015


MCI Observer: Yes, Dr Nirmala N. Rege

No. of Participants: 25 (3 Professor, 6 Associate Professor, 16 Assistant Professor)

Sr. No.	Name	Designation	Department	Contact No.	Email ID.
1	Avanish Mishra	Professor	Biochemistry	9173838496	avnishmishra8@gmail.com
2	Deepak S.Howale	Professor	Anatomy	9712840520	deepak.howale73@gmail.com
3	S.D.Mistry	Professor	Pharmacology	9638306728	drsdmistry@gmail.com
4	Lilavati Vasava	Associate Professor	TB & Chest	9879548301	dr.leela215@gmail.com
5	Manubhai Parmar	Associate Professor	Psychiatry	9328113384	dr_mcparmar2008@yahoo.com
6	Hitesh Shah	Associate Professor	Community Medicine	9824950853	drhitesh12@rediffmail.com
7	Rakesh Sheth	Associate Professor	ENT	9824461145	sethrakesh14@gmail.com
8	Praveen sharma	Associate Professor	Surgery	9426522018	drpraveens78@hotmail.com
9	Dhansukh Surati	Associate Professor	Surgery	9825640659	drsurati@doctor.com
10	Hinal Baria	Assistant Professor	Community Medicine	9228895045	drbariag@gmail.com
11	Kapil J. Govani	Assistant Professor	Community Medicine	9429455914	kapilgovani@gmail.com
12	Vaibhav Gharat	Assistant Professor	Community Medicine	8460828220	drvvgmd@gmail.com
13	Vicky Gandhi	Assistant Professor	Microbiology	9904791220	vickygandhi15@gmail.com
14	Kiran Kumar Vaghia	Assistant Professor	Psychiatry	812856443	kvaghia@gmail.com
15	Snehal Patel	Assistant Professor	Medicine	9426808578	vbhav_5739@yahoo.in
16	Bhavesh Patel	Assistant Professor	Medicine	9909912122	dr.bhavesh_127@yahoo.in


 27/3/017
 Dean
 GMERS Medical College
 Valsad


17	Dharmendra Bamaniya	Assistant Professor	TB & Chest	9909016054	bamaniya83@gmail.com
18	Bhuvnesh Shah	Assistant Professor	Skin&VD	7405527919	bhuvneshshah@gmail.com
19	Chintu Chaudhari	Assistant Professor	Pediatrics	9687606444	chintu4550@gmail.com
20	Divyesh Vadasmiya	Assistant Professor	Physiology	9879804705	divyesh@gmail.com
21	Hina R. Patel	Assistant Professor	Obstetrics & Gynaecology	9925039389	drhina909@gmail.com
22	Arpana Chaudhari	Assistant Professor	Obstetrics & Gynaccology	9099989942	meugmersvalsad@gmail.com
23	P.R. Tandel	Assistant Professor	Surgery	9825285039	drpareshr@yahoo.co.in
24	Parth Panchal	Assistant Professor	Orthopedics	9687628058	drparthonbonee@gmail.com
25	Hardik Z. Patel	Assistant Professor	Anaesthesia	9879061174	hardik_hearty@yahoo.co.in



 07/3/017
 Dear
 GMERS Medical College
 Valsad

List of Faculty of GMERS Medical College, Valsad who undergone basic course workshop in Medical Education Technology at allocated MCI Regional Centre

Sr.No	Name of Participant	Designation and Department	Centre	Date
1	Dr. Parimal Patel	Assistant Professor, Microbiology	Seth GS Medical College and KEM Hospital, Mumbai	2 to 4 Dec. 2013
2	Dr. Jaysukh Mangukia	Tutor, Microbiology	Seth GS Medical College and KEM Hospital, Mumbai	2 to 4 Dec. 2013
3	Dr. Hitesh Ahir	Tutor, Microbiology	Seth GS Medical College and KEM Hospital, Mumbai	2 to 4 Dec. 2013
4	Dr. Mital Patel	Assistant Professor, Ophthalmology	Seth GS Medical College and KEM Hospital, Mumbai	2 to 4 Dec. 2013
5	Dr. Gurmitsingh Dadiala	Associate Professor, Surgery	Seth GS Medical College and KEM Hospital, Mumbai	18 to 20 Dec. 2013
6	Dr. Chetan Tandel	Assistant Professor, Surgery	Seth GS Medical College and KEM Hospital, Mumbai	18 to 20 Dec. 2013
7	Dr. Mahesh Madole	Associate Professor, Biochemistry	Seth GS Medical College and KEM Hospital, Mumbai	18 to 20 Dec. 2013
8	Dr. Bhadrash Vaghela	Assistant Professor, Anatomy	Pramukhswami Medical College, Karamsad	5 th to 8 th May 2014
9	Dr. Satish Patel	Tutor, Anatomy	Pramukhswami Medical College, Karamsad	5 th to 8 th May 2014
10	Dr. Rajesh Mehta	Professor & Head, PSM	Seth GS Medical College and KEM Hospital, Mumbai	3 rd -5 th Dec. 2014
11	Dr. Ravikant Patel	Associate Professor, PSM	Seth GS Medical College and KEM Hospital, Mumbai	3 rd -5 th Dec. 2014
12	Dr. Manisha Kothari	Assistant Professor, Anesthesia	Seth GS Medical College and KEM Hospital, Mumbai	3 rd -5 th Dec. 2014
13	Dr. Mital Patel	Assistant Professor, Ophthalmology	Seth GS Medical College and KEM Hospital, Mumbai	3 rd -5 th Dec. 2014
14	Dr. Kinjal G Patel	Assistant Professor, Pediatrics	Seth GS Medical College and KEM Hospital, Mumbai	3 rd -5 th Dec. 2014
15	Dr. Dharmesh Gamit	Assistant Professor, Biochemistry	Seth GS Medical College and KEM Hospital, Mumbai	3 rd -5 th Dec. 2014
16	Dr D.P.Pandit*	Professor & Head, Physiology	Seth GS Medical College and KEM Hospital, Mumbai	26 th -28 th Aug 2015
17	Dr. Amit Upadhyah*	Associate Professor, Physiology	Seth GS Medical College and KEM Hospital, Mumbai	26 th -28 th Aug 2015

* Revised Basic Course Workshop


Coordinator
 Medical Education Unit
 GMERS Medical College
 Valsad
 Head of Department
 Dept. of Physiology
 G.M.E.R.S. Medical College
 Valsad


 07/13/2017
Dean
 GMERS Medical College
 Valsad

Annexure 4C



भारतीय आयुर्विज्ञान परिषद्
MEDICAL COUNCIL OF INDIA

मॉकेट - 14, सेक्टर - 8, द्वारका नई दिल्ली - 110 077
 Pocket - 14, Sector - 8, Dwarka, New Delhi - 110 077



No. MCI-Academics/2015/

133154

Date: 23/7/15

✓ Dr. S.D. Mistry,
 Dean,
 GMERS Medical College,
 Civil Hospital Campus, Halar Road,
 Narakwada, Valsad-396001 Gujarat.
 Phone No.: 02632-299948, Fax No.: 02632-250520,
 Mobile: 9638506728,
 E-mail: gmersmevalsad@gmail.com; drsdmistry@gmail.com

Subject: -Copy of the report of MCI Observer

Sir,

I am directed to enclose herewith the report of the observer, Dr. Nirmla Narayan Rega, Co-Convenor, MCI Nodal Centre, Sethi GSMC and KEM Hospital, Mumbai who attended the Basic Course Workshop organized by GMERS Medical College, Valsad from 7-9 July, 2015.

You are requested to consider the report of the MCI observer and take necessary action in this regard.

Please send the Details of Dean / MEU Coordinator Mobile no. & E-mail ID if any by E-mail (academiccell@gmail.com) immediately so that it can be entered in the MCI website.

It is further to inform you that the Academic Committee meeting held on 30th January, 2015 approved the following recommendations of the meeting of the Conveners & Co-Conveners of Nodal Centres held on December 17-18, 2014, which was duly approved by the Executive Committee meeting held on 2nd March, 2015.

".....
 MEU Co-ordinators & MEU members of affiliated Colleges must undergo Advance Course in ME. Each Regional Centre should nominate one faculty from their team. Medical Council of India will send a letter to this effect to the Conveners of NCs, who will then forward it to the attached colleges.
"

The Advance Course has been renamed as Fellowship in Medical Education (FIME) by the Council

Accordingly, you are requested to direct the MEU Coordinators to register for the Fellowship in Medical Education (FIME) at the allocated Nodal Centre.

Handwritten initials and signatures in the bottom left corner.

GMERS Medical College, Valsad	
Inward No.	Date
58219	23/07/15
Section	Signature

Handwritten signature and date: 07/3/017
 Yours faithfully,
 GMERS Medical College, Valsad
 Valsad (Dr. M. Rajalakshmi)

GMERS Medical College, Valsad
Seth GSMC-KEMH- MCI
Regional Centre for Medical Education Technologies
(Recognized by MCI)

MCI OBSERVER'S REPORT

Name and Address of the Observer:

(Please fill observer name, designation, address, Mobile/ Ph. No. & E-mail ID also)

Nirmala Narayan Rege,
Professor & Head, department of Pharmacology & Therapeutics,
Seth GS Medical College & KEM Hospital,
Parel, Mumbai 400 012.
09820444940/ 022-24107023
nimarege@gmail.com

(I) COURSE DETAILS

1. Name of the Institute where course was conducted: GMERS Medical College, Valsad
2. Name and designation of course Director: Dr. D. P. Pandit
3. Period and duration of Course: 7th July- 9th July 2015 (Tuesday-Thursday)

(II) DEMOGRAPHIC DETAILS

- | | | | |
|---|--------------|---------|--|
| 1. Total number of faculty members | : 10 | | |
| 2. Total number of participants | : 25 | | |
| Levels of faculty members: | Participants | Faculty | |
| Senior and experienced | 03 | 01 | |
| Mid level | 06 | 05 | |
| Junior Level | 16 | 04 | |
| 3. Ratio of senior to mid level faculty | 1:2 | 1:5 | |
| Ratio of Mid to junior level faculty | 1:2.6 | 1:25:1 | |

(III) Pre workshop organization

[Signature]
07/03/2017
GMERS Medical College
Valsad

1. The pre-workshop administration was appropriate and informative-
Excellent/Very Good/Good/Fair/Average/Poor
2. The Workshop facilities & location were appropriate and satisfactory-
Excellent/Very Good/Good/Fair/Average/Poor
3. Learning resource material provided was clear and useful-
Excellent/Very Good/Good/Fair/Average/Poor
4. Learning facilities-
Excellent/Very Good/Good/Fair/Average/Poor

(IV) Organization of Workshop

Was the workshop organized as per the structured format- : Yes

1. Registration : Yes/No
(Expenses borne by the institution)
2. Evaluation – Pre test : Yes/No
Post test : Yes/No
3. Structuring of program schedule as per MCI Guideline : Yes/No
4. Time allocation and management: Excellent/Very Good/Good/Fair/Average/Poor

(V) Evaluation of Speakers


Evaluation is to be done to assess Quality of presentation and content.
In evaluating please consider

1. Preparation of presentations
2. Expression
3. Clarity
4. Punctuality
5. Use of learning aids
6. Effectivity of presentation

Sr. No.	Name of the Speaker	Topics	Grade				
			5	4	3	2	1
1.	Dr Avinash Dave Dr Jatin Dhanani	Group Dynamics		4			
2.	Dr Vikram Patel	Systems Approach			3		
3.	Dr Amit Shah	Adult Learning Learning		4			

[Signature]
07/3/17
Dean
GMERS Medical College
Valsad

		Process				
4	Dr Ruchi Naik Dr Sudarshan Gupta	Taxonomy of Learning Educational Objectives I	4			
5	Dr Sudarshan Gupta Dr Ruchi Naik	Taxonomy of Learning Educational Objectives II	4			
6	Dr Pawan Goyal Dr Bipin Gandhi	Microteaching		3		
7	Dr Jatin Dhanani Dr Pawan Goyal	Curriculum Development & Quality Assurance in Medical Education		3		
8	Dr Sharad Gor Dr Sudarshan Gupta	Principles of Assessment		3		
9	Dr Sudarshan Gupta Dr Sharad Gor	Assessment of Knowledge- Essay type, SAQ, MCQ	4			
10	Dr Bipin Gandhi	Blue Printing		3		
11	Dr Sudarshan Gupta Dr Sharad Gor Dr Bipin Gandhi	Open House	4			
12	Dr Amit Shah Dr Avinash Dave	Skills of Effective feedback	4			
13	Dr Janak Parekh Dr Ruchi Naik	Internal assessment- principles and its Applications	4			
14	Dr Avinash Dave	E-learning	4			
15	Dr Jatin Dhanani Dr Bipin Gandhi	Good Teaching Practice		3		
16	Dr Vikram Patel Dr Ruchi Naik	Skill Development and Assessment of Clinical and Practical Skills		3		


 07/3/2017
 Dean
 GMERS Medical College
 Valad

Grades: 5 – Excellent 4 – Very Good 3 – Good 2 – Fair 1 – average 0 – Poor

(VI) Evaluation of Participants

1. Time management: ~~Excellent/Very Good/Good/Fair/Average/Poor~~
2. Interaction by participants: ~~Excellent/Very Good/Good/Fair/Average/Poor~~
3. Presentation in microteaching sessions: ~~Excellent/Very Good/Good/Fair/Average/Poor~~
4. Use of learning aids in presentation: ~~Excellent/Very Good/Good/Fair/Average/Poor~~

(VII) Workshop as a whole


1. Level of inputs : ~~Excellent/Very Good/Good/Fair/Average/Poor~~
2. Level of Participation : ~~Excellent/Very Good/Good/Fair/Average/Poor~~
3. Quality of inputs : ~~Excellent/Very Good/Good/Fair/Average/Poor~~
4. Outcome analysis : ~~Excellent/Very Good/Good/Fair/Average/Poor~~

(VIII) Observer's Suggestions / Remarks on the overall quality of workshop and how to improve it further:

This was the first workshop at GMERS Medical College after training of faculty members in the MCI Basic Course at our Regional Centre. The faculty which is doing an Advance Course did not participate as they were observers. Despite this the faculty members who have undergone basic course at our institution did extremely well. They prepared their own powerpoints and educational games and activities and they were not the duplication of what we have done. For most of the sessions there were 2 faculty members- one conducted the session primarily (in bold) and second was the support faculty who helped in activities. The messages given in each session were clear. The faculty was very enthusiastic and had done the preparation under the guidance of senior members who were doing Advance Course. All the faculty attended most of the sessions. Dr Diwakar Sharma took the responsibility of pre- and post- test.

The Dean of the institution was supportive and himself attended few of the sessions and have ideas for further encouragement of faculty. An in-house workshop is being planned for tutors in various disciplines as they are involved in teaching but cannot do the basic course of MCI as they do not fit in the eligibility criteria.

All the participants were present throughout and it was the mixed crowd from various disciplines- pre-, para-, and clinical and assistant professors, associate professors and professors. However, they were grouped appropriately and all participated.


07/3/17
Dean
GMERS Medical College
Valsad


Suggestions for improvement have been given to individual faculty members after each session. The participants also gave suggestions like more examples needs to be given, more activities focused on applications to be included, detailed in-house workshops on individual topics.

I think considering the first attempt the quality was good. It has given confidence to faculty members. Further workshops will give experience of better time and activity management and deal with questions.

Date: 10.7.2015



Signature
Dr Nirjala N. Rege
(Name of the Observer)



Dean
GMERS Medical College
Valsad

GMERS MEDICAL COLLEGE VALSAD

Halar Road, Nanakwada, Valsad, Gujarat 396001

Telephone: (02632) 256144,250520, 250108 (Office), 02632-250550(Fax)

Email: gmersmcvalsad@gmail.com

MINUTES OF MEETING

COLLEGE COUNCIL COMMITTEE

DATE: 02/03/2017

Time: 12:00 noon

A meeting of College Council committee, GMERS Medical College Valsad was held under the chairmanship of Dr. G. R. Patel, Dean, GMERS Medical College Valsad on 02/03/2017 at 12:00 noon in College Council Room.

The meeting was attended by council members. (Enclosed with)

Agenda: Meeting of Upcoming MCI Inspection, PIU matter and about students tour for Rajasthan.

Dean welcome to all the Committee members. Meeting started with the discussion about the up coming MCI Inspection.

Dean inform all the committee members that, B-form ,Declaration forms should be ready.

Dean discussed about Biometrics registration, Dean inform that biometrics registration is compulsory for MCI.


Dean discussed with the committee members regarding The Students of Batch No. 5th and 6th who had gone on tour from 23/02/2017 to 27/02/2017 without Dean's permission .Dean asked committee members for suggestion about this situation and asked for what kind of action to be taken against them (Opinion of All teachers-enclosed).

All the committee members gave their suggestion to Dean.

After some general discussion Dean discussed with Shree V.T.Patel executive Engineer of PIU, Valsad about infrastcture of intern Hostel and college building.

Shree V.T.Patel assured Dean about to fill the requirement regarding intern Hostel and college building.

Then Medical superintendent discussed with Shree V.T.Patel about Hospital infrastcture and some query regarding Hospital side.


Dean
GMERS Medical College
Valsad

Shree V.T.Patel assured Medical superintendent about to fill the requirement regarding Hospital infrastcture.

After some general discussion the meeting was over at.01: 40 pm.


Dean

**GMERS Medical College
Valsad**



M. No 182369
 19/3/17

MEDICAL COUNCIL OF INDIA

ASSESSMENT FORM FOR 150 - MBBS ADMISSIONS REPORT [FOR RECOGNITION]

(INCREASE IN ADMISSION CAPACITY FROM ____ TO ____)

Part A-II (2017-18)

(To be filled by the Assessors)

1.1 Type of Assessment

U/S 10A-regular/compliance: Letter of Permission (-), 1st renewal (-), 2nd renewal (-), 3rd renewal (-), 4th renewal (v)

U/S 11- Recognition - Regular /Compliance

Continuation of Recognition / Compliance (-)

Any Other: Nil

Name of the Institution	:	GMERS Medical College, Valsad, Gujarat		
Address	:	Civil Hospital Campus, Halar Road, Nanakwada, Valsad.		
Telephone No.	:	02632-299510,02632-250520		
E-mail	:	gmersmcvalsad@gmail.com		
Council Letter No & Date	:	34(41)(UG)(R-35)/2016-17-Med/		Date:9/11/2015
Assessment Date:		7 th & 8 th Mar. 2017	Last Assessment Date :	January 18, 2017
PG Courses	:	Yes/No		

M. Raveendran M.
 Dr. Raveendran M.
 Chief Officer, Government Medical College & Hospital
 Gandhinagar, Coimbatore
 COIMBATORE - 541 018.

Dr. Shivakumar S.
 Dr. Shivakumar S.
 8.3.17

Dr. Rajeshwari G. Eligar
 Dr. Rajeshwari G. Eligar
 8.3.17


8/3/17
 Signatures of Dean/Principal & Date
 GMERS Medical College
 Valsad


Particulars of Assessors


Name of the Assessors	Correspondence Address	Contact No	Email
Dr. Raveendran M. (Co-ordinator)	Professor, Department of Medicine, Coimbatore Medical College, Coimbatore, Tamilnadu.	+ 91 9443823115	ravikrka@gmail.com
Dr. Shivakumar S.	Professor, Dept. of Pathology, Mandya Institute of Medical Sciences, Mandya, Karnataka	+91 9449622449	<u>shivakumar.path@gmail.com</u>
Dr. Rajeshwari C. Eligar	Professor & Head, Dept. of Anatomy, Karnataka Institute of Medical Sciences, Hubli, Karnataka	+91 9448492566	drraj_27@yahoo.co.in


1.2. The College has following

The campus plot is.	Unitary
Building Plan approval from the competent authority.	Not Applicable
Building Use/ Occupancy Certificate from the competent authority.	Not Applicable


 Dr. Raveendran M.
 Professor of Medicine
 Coimbatore Medical College & Hospital
 COIMBATORE - 641 012.


 Dr. Shivakumar S.
 8.3.17


 Dr. Rajeshwari C. Eligar
 8.3.17


 Signatures of Dean/Principal & Date
 GMERS
 Valad

- 1.3 **Dean/Principal: Dr. G. R. Patel, M.S. (Gen. Sur.)** , M.S. with 27 years of teaching experience – 14 yrs of professor & 4 yrs of experience of Asso Prof and 4 years 10 month as Asst. Professor. He is also holding the post of Professor in the Department of Surgery.

Dean Office is located in ground floor of the college/building along with the administrative block. Adequate space (as per MSR guidelines by MCI) and other required facilities (as given in the table below) are provided/not provided to the administrative staff.

Office Space Requirement	Requirement Space (mts)	Available
Dean/Principal Office	36	Yes
Staff Room	54	Yes
College Council Room	80	Yes

1.4 **Medical Education Unit (MEU):**

Available as per Regulations	:	Yes
Name of the MEU coordinator	:	Dr D P Pandit Professor, Dept. of Physiology
Name, Designation & Experience of affiliated faculty	:	Dr. S.D. Mistry, Professor & Head, Pharmacology Dr. Janak Parekh, Professor & Head, Surgery Dr Alka Nerurkar, HOD, Microbiology Dr. Amit Upadhyah, Associate Prof., Physiology Dr. Ruchi Nayak Asso. Medicine Dr Pragnesh Parmar, Asso. Pro, FM Dr. Vikram Patel, Assistant Prof., ENT Dr. Amit Kumar A. Shah, Assistant Prof. Pathology Dr. Jatin Dhanani, AP Pharmacology

M. M. 8/3/17
Dr. Raveendran M.
Professor of Medicine
Gandhinagar Medical College & Hospital
COVVENTORE - 541 010.

Shivakumar S.
Dr. Shivakumar S.


R. C. 8.3.17
Dr. Rajeshwari C. Eligar

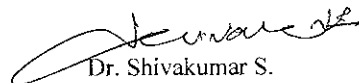
8/3/17
Signatures of Dean/Principal & Date
GMEERS Medical College
Valsad


Name of the MCI Regional (Nodal) Centre where above training has been undertaken	:	Sheth GSMC/ KEMH MCI Nodal Centre Mumbai
Details of the Orientation programme and Basic Course Workshop undergone by MEU(No. of programmes organized during Academic year, No. of People attended, proceedings (to be verified at the time of assessment)	:	Revised Basic Course Workshop and Orientation to ATCOM Module
Date/s of the above workshops	:	25 th to 28 th Aug., 2015
Details & Duration of Workshops in Medical Education Technology conducted by MEU	:	One Basic Course Workshop & 13 CMEs (List enclosed)
Details of faculty who have undergone basic course workshop in <i>Medical Education Technology</i> at the allocated MCI Regional Centre	:	List Attached
Details of faculty who have undergone advanced course workshop in <i>Medical Education Technology</i> at the allocated MCI Regional Centre	:	List Attached
Feedback evaluation of workshops and action taken reports on the basis of feedback obtained	:	Attached as Annexure


1.5 Continuing Medical Education:

No and Details of CMEs/workshop organized by the college held in the past 1 year	:	One Basic Course Workshop & 13 CMEs (List enclosed)
Details of the credit hours awarded for the past one year	:	Applied for


 Dr. Raveendran M. A.
 Professor of Medicine
 Government Medical College & Hospital
 COIMBATORE - 541 018.



 Dr. Shivakumar S.


 Dr. Rajeshwari C. Eligar

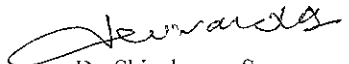

 Signatures of Dean/Principal & Date
 8/13/17
 Valad

1.6 College Council:


Name, designation, contact no. and address of the President & Secretary.	Dr. G R Patel - President Dr. R. M. Jitia - Secretary	
Composition of the Council (HODs as members & Principal / Dean as chairperson)	Dr Deepak Howale, HOD,Anatomy Dr D P Pandit,HOD,Physiology Dr Avanish Mishra,HOD,Biochemistry Dr. S D Mistry, HOD, Pharmacology Dr. Pragnesh Parmar,Asso. Pro. FM Dr Alka Nerurkar,HOD,Microbiology Dr. Kamlesh Shah.HOD,Pathology Dr. Sunil Naik, HOD PSM Dr. Ruchi Nayak Asso. Medicine Dr. Lilavati M. Vasava Asso. TB & Chest Dr. Bhuvnesh Shah, AP Skin & V D Dr. Manubhai Parmar Asso. Psychiatric Dr. Chintu Chaudhari AP Peadiatrics Dr. Parth K. Panchal AP Orthopedics Dr. Akshay Chaudhary Asso. Ophthalmology Dr. Rakesh V. Sheth Asso. ENT Dr. Manisha P. Kothari AP Anesthesia Dr. Bhavesh R. Goyani Professor Radiology Dr. Ankur G. Shah AP Dentistry	
No. of times the College Council meets per year (min 4) :	4	
Details of college Council meetings where students Welfare was discussed and Action taken report (details / comments in annexure II)	1	



Dr. Raveendran M.



Dr. Shivakumar S.



Dr. Rajeshwari C Eligar



Dean
SGMCMS Medical College
Valsad
Date: 02/01/17

- 1.7 Pharmacovigilance Committee: Present
No of meeting in the previous yrs. 2 (Minutes to be checked)

1.8 Examination Hall:

Requirement	Available
No - 2	2
Area - 250 Sq. mt.	Yes
Capacity - 250	Yes

1.9 Lecture Theatres:

	Medical college		Hospital		Comments
	Req	Available	Req	Available	
Number	4	4	1	1	
Capacity	180	200	200	200	
Type (Gallery)	Yes / No		Yes / No		
A.V. Aids	Yes / No		Yes / No		

Dr. Raveendran M.

Dr. Shivakumar S.

Dr. Rajeshwari C. Eligar

Signatures of Dean/Principal & Date
5/3/17
GMERS Medical College
Valsad


1.10 Library

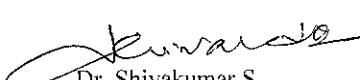
Air-conditioned - Yes/No


Working Hours:

- a. Stack room : available and functioning
 b. Reading room : available and functioning

	Required	Available	Remarks
Area	2400 Sq.m.	2406 Sq.m.	
Student Reading Room (Inside)	150 Capacity	150 Capacity	
Student Reading Room (Outside)	150 Capacity	150 Capacity	
Staff Reading Room	30 Persons	30 Persons	
Room for Resident/PG reading room	--	--	
Particulars	Required Nos.	Available Nos.	Remarks
No of Books	7000	9594	
Journals (Indian)	42	68	
Journals (Foreign)	18	32	
Internet Nodes	40	40	


Dr. Raveendran M.


Dr. Shivakumar S.


Dr. Rajeshwari C. Eligar


Signatures of Dean/Principal & Date
GMERS Medical College -
Valsad

1.11 Common Room for Boys & Girls

	Area Required Sq. Mt.	Available Area Sq. Mt.	Toilet - Attached Y/N
Boys	150	150	y
Girls	150	150	y

1.12 Central Photography Section: Available Yes/No.
 Staff Yes/No
 Equipments Yes/No

1.13 Hostel: Location - Within campus

Hostel Category	Required Capacity	Available Capacity (No Rooms X capacity of each room = Total capacity)	Furnished (Y/N)	Toilet Facility Adequate/ Inadequate	Mess (Y/N)	Hygiene of Hostel campus Y/N	Visitor room, AC Study room with internet & Computer, Recreation room with TV, Music, Indoor Games Y/N	Remarks
UG Students @ 75% Capacity	565	756	Y	Adequate	Y two	Y	Visitor room present Recreation room with 2 TV, TT table present	
Interns @ 100% Capacity	150	150	Y	Adequate	-	Y		
Resident @ 100% Capacity including PG	85	128	Y	Adequate	N	Y	-	
Nurses @ 20% Capacity	75	138	N	Adequate	Not Required	Y	-	-

M.M.
8/3/17
Dr. Raveendran M.

Dr. Shivakumar S.

Dr. Rajeshwari C. Eligar

Dean
8/3/17
Signatures of Dean, Medical College
GMERS Medical College
Valsad


Residential Quarters:

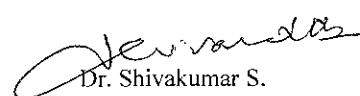
Category	Required Nos.	Available Nos.	Remarks
Teaching Staff @ 20% Capacity	26	128 units	
Non-Teaching Staff @ 20% Capacity	36	64 units	


1:14 Recreational Facilities:

Outdoor games	Yes/No
Play field/s	2
Type of games	Cricket Football, volleyball, basketball court under construction
Indoor games facilities	Yes/No
Gymnasium	Available /Not available.

1.15 Gender Harassment Committee -: Yes (Documents to be seen at the time of assessment)


Dr. Raveendran M.


Dr. Shivakumar S.


Dr. Rajeshwari C. Eligar


Dean
Signatures of Dean/Principal
GMERS Medical College
Valsad

TEACHING HOSPITAL

2.1 Name of the Hospital: GMERS Medical College Hospital, Valsad
Owned by: ~~Government/Trust/Society/Company~~

2.2 Name of the Medical Superintendent: Dr. R. M. Jitia MS (Gen. Sur.), with 28 years administrative experience.

	Space Requirement	Availability
Medical Supdt's Office	36 sq. mt.	Yes
Administrative Office	150 sq. mt	Yes

2.3 Teaching and other facilities :

OPD Timings	:	9 am to 1 pm & 3 pm to 5 pm
Separate Registration areas for male/female patients available	:	yes/ no
Separate Registration counters for OPD/IPD	:	available/ not available
Are the Registration counters computerized	:	yes/ no
Staff for registration center	:	adequate / inadequate (on the basis of OPD attendance)

M. M. 8/3/17
Dr. Raveendran M.

Shivakumar S.
Dr. Shivakumar S.

R. J. Eligar
Dr. Rajeshwari C. Eligar

Dr. J. P. Jitia
5/3/17
Signatures of Dean/Principal & Date
GMERS Medical College
Valsad

Waiting areas for above patients available	:	yes/ no
No. of rooms for examination of patients	:	yes/ no
Capacity of teaching area in each department	:	yes/ no
Enquiry Desk	:	yes/ no

2.4 Facilities available in OPD

-Medicine Injection room - Male - Female	Yes/No Yes/No	E.C.G. Room	Yes/No
Surgery Dressing room - - Male - Female	Yes/No Yes/No	Minor OT	Yes/No
Orthopaedics Plaster room Dressing room - - Male - Female	Yes/No Yes/No Yes/No	Plaster cutting room	Yes/No
Ophthalmology	Refraction Rooms Dark Rooms Dressing Rooms / Minor Procedure Room		Yes / no Yes / no Yes / no
ENT	Audiometry (AC & Sound proof) Speech Therapy		Yes / no Yes / no
Pediatrics	Child Welfare Clinic		Yes / no

Dr. Raveendran

Dr. Shivakumar S.

Dr. Rajeshwari C. Eligar

Signatures of Dean/Principal & Date

GMERS Medical College
Vaisal

	Immunisation Clinic Child Rehabilitation Clinic	Yes / no Yes / no Yes / no
OBS & GYN	Antenatal Clinic Sterility Clinic Family Welfare Clinic Cancer Detection Clinic	Yes / no Yes / no Yes / no Yes / no

Comments :

2.5 Total Number Of Teaching Beds & Admitted Patients - Distance between two beds should be 1.5 m.
Teaching Hospitals in Campus with total Beds 650.

Teaching Hospitals in Outside the Campus (Kms. from the campus) with Total Beds.

Department	Ward Nos.	Beds Required	Total Beds Available	Total Admitted Patients	Facilities Available in Each Ward						Remarks
					Nursing Station Y/N	Exam/Treat Room Y/N	Pantry Y/N	Store Room Y/N	Duty Room Y/N	Demo Room (25 Capacity) Y/N	
Gen. Medicine	5	150	150	117	Y	Y	Y	Y	Y	Y	
Pediatrics	4	90	90	48	Y	Y	Y	Y	Y	Y	
TB & Respiratory Medicine	2	20	22	19	Y	Y	Y	Y	Y	Y	
Psychiatry	2	15	15	8	Y	Y	Y	Y	Y	Y	
Dermatology	2	15	15	1	Y	Y	Y	Y	Y	Y	
Gen. Surgery	5	150	150	108	Y	Y	Y	Y	Y	Y	
Orthopedics	3	90	90	65	Y	Y	Y	Y	Y	Y	
Ophthalmology	1	15	20	38	Y	Y	Y	Y	Y	Y	
ENT	2	15	15	19	Y	Y	Y	Y	Y	Y	

Dr. Raveendran M.

Dr. Shivakumar S.

Dr. Rajeshwari C. Eligar

Signatures of Dean/Principal & Date

GMERS Medical College
Valsad

Department	Ward Nos.	Beds Required	Total Beds Available	Total Admitted Patients	Facilities Available in Each Ward						Remarks
					Nursing Station Y/N	Exam/Treat Room Y/N	Pantry Y/N	Store Room Y/N	Duty Room Y/N	Demo Room (25 Capacity) Y/N	
OB & GYN	3	90	90	114	Y	Y	Y	Y	Y	Y	
Total		650	657	537							

2.6 Clinical material (*Random verification to be done by the Assessor).

Assessor should randomly verify the monthly data and fill accordingly in the daily average columns, specifying the months

Item	On Day of assessment		Remarks
O.P.D. attendance at 2.00 PM On first day	1232		
Casualty attendance (24 hrs. data)	42		
No of admissions	95		
No. of discharges	11		
Bed occupancy% at 10.00AM on first day	83%		
Operative Work			
No. of major surgical operations	22		
No. of minor surgical operations	17		
No. of normal deliveries	1		
No. of caesarian sections	1		
Radiological Investigations	O.P. D	I.P.D	
X-ray	126	28	

Dr. Raveendran M.

Dr. Shivakumar S.

Dr. Rajeshwari C. Eligar

Signatures of Dean/Principal & Date

GMERS Medical College
Vaisad


Item	On Day of assessment		Remarks
Ultrasonography	27	14	
Barium, IVP etc.	1	0	
C.T. Scan	0	0	

Item	Day of assessment		Remarks
	O.P. D	I.P.D	
Laboratory Investigations - No. of Tests			
Biochemistry	159	96	
Microbiology	0	2	
Serology	0	13	
Hematology	81	48	
Histopathology	0	2	
Cytopathology	5	0	

Dr. Ravendran M.

Dr. Shivakumar S.

Dr. Rajeshwari C. Eligar

Dr. 
Dean 5/3/17
Sri **GMERS** Medical College
Deam Principal & Date
Vaisad

2.7 Medical Record Section:

Manual / Computerized

ICD X classification of diseases followed for indexing: ~~yes~~/no

2.8 Central casualty services:

No of Beds: Required: 25 Available: 25

- Number of doctors posted / Shift : 1 CMO - Required: 4 Available : 4
- Number of nurses posted / Shift: 3
- Separate casualty for OBGY cases: available, if yes No. of beds : 1

Equipment	Availability Y/N	Number
Central Oxygen & suction facility	Y	Central Line
Pulse oximeter	Y	2
Ambu bag	Y	3
Disaster trolley	Y	1
Crash Cart	Y	1
Emergency Drug Tray	Y	1
Defibrillator	Y	1
Ventilator	Y	2
X-ray Unit - (Mobile)	Y	1
Minor OT	Y	1

Comments:

Dr. Raveendran M.

Dr. Shivakumar S.

Dr. Rajeshwari Eligar

Signature of Dean
GMERS Medical College
Valsad

2.9 Clinical Laboratories

Central Clinical Laboratory: Under control of department of : Medical superintendant

Separate sections for pathology, microbiology, hematology & biochemistry: available.

2.10 Operation theatres

Type	Requirement	Available	Remarks
Major	9	9	
Minor	2	2	

2.11 Equipment available in O. T. Block (Specify numbers)

Dept	Theatres Nos.	A/C Y/N	Central Oxy/ Nitrous Oxide Y/N	Anesthesia Machine Y/N	Multipara Monitor with Capnograph Y/N	Defibrillators Y/N	Infusion Pumps Y/N	Remarks
Gen Surgery	2	Y	Y	Y	Y	Y	Y	
ENT	1	Y	Y	Y	Y	Y	Y	
Ophthal	1	Y	Y	Y	Y	Y	Y	
Ortho	1	Y	Y	Y	Y	Y	Y	
OBS & GYN	2	Y	Y	Y	Y	Y	Y	
Emergency	1	Y	Y	Y	Y	Y	Y	
Septic	1	Y	Y	Y	Y	Y	Y	

Pre-Anaesthetic/Pre-operative Beds : Available Yes Post Operative Recovery room beds : Available Yes

Dr. Raveendran M.

Dr. Shivakumar S.

Dr. Rajeshwari C. Eligar

Signature of Dean/Principal & Date

5/13/17
Dean
GMS Medical College
Vaisali

2.12 Intensive Care: Following intensive areas are available

Type	Beds (Required)	Beds (Available)	Patients on day of assessment	AC Y/N	Central Oxygen/Suction Y/N	Major Equipment (Monitor, Ventilator, ABG, Pulse Oximeter etc.) Y/N	Remarks if any
ICCU	5	5		Y	Y	Y	
ICU	5	5		Y	Y	Y	
SICU	5	5		Y	Y	Y	
NICU/PICU	5	5		Y	Y	Y	

2.13 Labour Room

Rooms	Beds	Remarks
Clean Cases	3	
Septic Cases	1	
Eclampsia	2	

Dr. Raveendran M.


Dr. Shivakumar S.

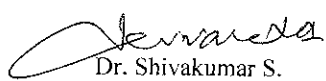
Dr. Rajeshwari C. Eligar

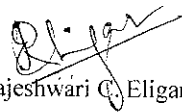
Signature of Dean
 5/3/17
 GMERS Medical College
 Valsad

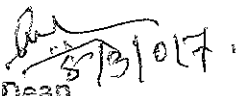
2.14 Radiological Facilities:

Equipment	Required no.	Available no.	AERB Approval Y/N	Functional Status at the time of assessment Y/N	Remarks if any
Mobile X Ray					
60 mA	3	1	Y	Y	
100 mA	3	5	Y	Y	
Static X Ray					
300 mA	2	2	Y	Y	
600mA	2	2	Y	Y	
800/1000 mA	2	2	Y	Y	
CT Spiral Minimum 16 slice	1	1	Y	Y	
Equipment	Required no.	Available no.	PNDT Approval Y/N	Functional Status at the time of assessment Y/N	Remarks if any
USG	3	5	Y	Y	


Dr. Raveendran M.


Dr. Shivakumar S.


Dr. Rajeshwari C. Eligar


Dean
5/3/17
Signature of Dean/Principal & Date
GMERS Medical College
Valsad

2.15 Blood Bank:

Available and functional: **Yes/No**

Number of units dispensed in a day 09/day

Number of units stored on day of assessment 06

License valid up to: 31.12.2016 (LICENCE NUMBER AND COPY TO BE APPENDED AS ANNEXURE-VII)
(RENEWAL APPLIED ON 28.07.2016)

Blood Separation Facility - ~~Available~~/Not available

2.16 Pharmacy: Pharmacist/Staff available: List to be included

- No. of sub-stores located in different parts of hospital: Nil
- Average no. of patients per day given drugs: 750 - 800 outdoor & 100 indoor.

2.17 Central sterilization Department:

- Timings 8 to 5 & Shifts: 2
- Equipment: Horizontal autoclaves 2 / Vertical autoclaves 5, ETO Sterilisers: 1
- Separate receiving and distribution points - Yes/No

2.18 Intercom: Available: **yes/no**

No. of incoming lines 3 No. of extension lines: 100

2.19 Central laundry/Alternative Arrangements:

~~In House~~/Outsourced:

Type of Laundry: NA

Dr. Raveendran M.

Dr. Shivakumar S.

Dr. Rajeshwari C. Eligar

Dr. Rajeshwari C. Eligar
Principal & Date

Dr. Rajeshwari C. Eligar
3/13/17
Dean
GNERS Medical College
Valsad

2.20 Kitchen/ Alternative Arrangements

- In-House/ Outsourced
- Food free of charge: yes/ no Number of patients - 500
- Provision of special diet: yes/ no
- Services of a nutritionist/ dietician: available/ not available

2.21 Total no. of Canteens: For staff- 1, For students- 3

2.22 Arrangements for Biomedical Waste Management. (Annexure no 16 in checklist)

- Outsourced/ in-house : (if outsourced, append MOU) (If in-house, please specify details of facilities available)

2.23 Central Research Lab:

- Available - Yes/ No
- Facilities - Adequate/ Not Adequate
- Research Projects:
 - Completed Nos - 1 in Micro & 2 in community medicine
 - Ongoing Nos - 3

Dr. Raveendran M.

M.M. 8/3/17

Dr. Shivakumar S.

Shivakumar S.

Dr. Rajeshwari C. Eligar

Rajeshwari C. Eligar


Dr. Shivakumar S. Eligar
Dean
SIKES Medical College
Valsad
Date: 8/3/17


Shivakumar S. Eligar
8/3/17


2.24 Nursing and Paramedical staff :

Nursing staff:	No of Beds 650	
Category	Required Nos.	Available Nos.
Staff Nurses	309	309
Sister Incharge	45	45
ANS	12	12
DNS	5	5
Nursing Suptd	1	1
Total	372	372

Paramedical And Non teaching staff	Required Nos.	Available Nos.
	182	295


Dr. Raveendran M.


Dr. Shivakumar S.


Dr. Rajeshwari C. Eligar


Dean
Signature of Medical College
GMRU Medical College
Valsad

MEDICAL COLLEGE

3.1 College Website:

Sr. No.	Details of information	Yes/No
1.	Dean, Principal & M.S.	Yes
2.	Staff-Teaching	Yes
3.	Affiliated university and its VC & Registrar.	Yes
4.	Citizen Charter	Yes
5.	List of students admitted category wise (UG & PG) in current and previous year.	Yes
6.	Results of all examinations in previous year.	Yes
7.	Details of members of the Anti Ragging Committee Members with contact details including landline Ph. mobile, email etc..	Yes
8.	Details of members of the Gender Harassment Committee Members with contact details including landline Ph. mobile, email etc..	Yes
9.	Toll free number to report ragging.	Yes

3.2 Teaching Programme:

Didactic teaching	Yes
Demonstration	Yes
Integrated teaching (Horizontal/Vertical teaching)	Yes
Clinical posting	Yes
Clinical Pathological Conference	No

Dr. Raveendran M.

Dr. Shivakumar S.

Dr. Rajeshwari C. Eligar

Signature of Dean
8/3/17
Dean
G. P. S. Medical College
Valsad

Grand Rounds	No
Statistical Meeting	No
Seminars	Yes

Teaching Facilities:

3.3 Anatomy

Required	Available	Required	Available
Demonstration Room/s • No ____ • Capacity - 75 to 100 students	2 75	AV Aids:	1 visualiser 4 OHP 2 LCD 2 screens
• Number of practical laboratory/ies - 1 • Number of Lab seats • Number of microscopes • Dissection Microscopes	2 90 94 05	Museum: seating capacity • Mounted specimens • Models - Wet & Dry • Bone Sets - Articulated & Disarticulated • MRI & CT	30 93 169 7 sets 30 sets 50sets
Number of dissection tables - (Half Standard Size)	40	Number of cadavers	22
Cold store / cooling chambers -Bodies	1	Storage tank -	4
Embalming room -	yes	Band saw	2
Lockers -	156	Departmental Library- (80-100 Books.)	100

Adequate exhaust, light, water supply and drainage facilities - Available/ not available.

Dr. Raveendran M.

Dr. Shivakumar S.

Dr. Rajeshwari C. Eligar

Signatures of Dean
GMERS Medical College
Vaid

3.4 Physiology

Required	Available	Required	Available
Demonstration Room/s • No - • Capacity -	2 54	AV Aids :	2 OHP 1 LCD
Mammalian laboratory	Yes(50)	Haematology laboratory	Yes (90)
Departmental Library - 80-100 Books	160	Clinical Physiology	Yes(50)
Preparation rooms -	Yes (3)		

3.5 Biochemistry

Required	Available	Required	Available
Demonstration Room/s • No • Capacity	2 75	AV Aids:	2 OHP 1 LCD
Number of practical laboratory/ies -	1	Library / Seminar rooms - 80-100 Books	87
Number of Lab seats -	96		

Dr. Raveendran M.

Dr. Shivakumar S.

Dr. Rajeshwari C. Eligar

Signature of Dean
Principal & Date
23/07
Vaisad

3.6 Pathology

Required	Available	Required	Available
Demonstration Room/s • No - • Capacity -	2 75	AV Aids:	available
Practical labs - • Morbid Anatomy/Histopath./ Cytology - • Microscopes • Clinical Pathology/Hematology -Microscopes	90 03	Museum:, Seating Capacity students Specimens: • Mounted • Unmounted • Catalogues	30 130 88 12
Departmental library - 80-100 Books	82		

3.7 Microbiology

Required	Available	Required	Available
Demonstration Room/s • No • Capacity - students	2 75	AV Aids:	Available
Number of practical laboratory/ies - Number of Lab seats - Number of microscopes/laboratory -	Yes 75 90	Media preparation facility Autoclaving, Washing and drawing room	yes
Number of service laboratories - Departmental library - 80-100 Books,	01 105	Museum: Specimen, Charts, Models & Catalogue seating capacity-	Specimen, Charts, Models 150 Catalogue 15 Seating capacity 30

Dr. Raveendran M.

Dr. Shivakumar S.

Dr. Rajeshwari C. Eligar

Signatures of Dean & Date

GMERS Medical College
Valsad

3.8 Pharmacology

Required	Available	Required	Available
Demonstration Room/s • No • Capacity - students	2 75	AV Aids:	available
Experimental Pharmacology	yes	Museum: seating capacity • Specimens • Charts • Models • History of Medicine • Catalogues	30
Clinical pharmacology/pharmacy	yes		300
Departmental Library - 80-100 Books	120		100

			Yes
			15

3.9 Forensic Medicine

Required	Available	Required	Available
Demonstration Room/s • No • Capacity - students	2 75	AV Aids:	available
Forensic histopathology, Serology, Anthropology & Toxicology - for examination of specimen ,tests	yes	Museum : • Medico-Legal Specimens • Charts • Prototype fire arms • Slides • Poisons • Photographs • Catalogues	---
Autopsy room - Location - In/Near hospital in a separate structure.	In College		100
Cold storage -	Available		72
			100
Departmental library - 80-100 Books	82		50

			15

M.M.
8/3/17
Dr. Reveendran M.

Dr. Shivakumar S.

Dr. Rajeshwari C. Eligar

Dean 8/3/17
Signatures of Dean/Principal & Date
GMERS Medical College
Valsad

3.10 Community Medicine

Required	Available	Required	Available
Demonstration Room/s • No • Capacity - students	2 75	AV Aids:	available
Museum: • Charts • Models • Specimens • Catalogues	71 76 47 17	Practical lab	Yes
Departmental Library - 80-100 Books	110		

3.11 Health Centers (Department of Community Medicine)

RHTC: Haria (place) - 12 Kms (Distance from the college)

Population covered by the RHTC	36,263
It is affiliated to College Yes/No	Yes
Students and interns posted in batches of throughout the year	Batches of 30 Students
Separate blocks for accommodating boys in rooms having beds. Girls rooms having beds.	Yes, 8 rooms for boys 8 rooms for girls 2 beds per room
Facilities for cooking & dining - Yes/No	Kitchen with dining present
Daily OPD	20 per day
Specialist visits if any	All major clinical departments

Dr. Raveendran M.

Dr. Shivakumar S.

Dr. Rajeshwari C. Eligar

Signatures of Dean/Principal & Date

GMERS Medical College
Valsad

Cold chain equipment available	Available (Deep freezers, Ice Box,ILR)ss
Survey/MCH/Immunization/FP registers	All available and updated
Activities under the National Health Programmes	Immunization, FP, MCH, NMEP,Sickle cell and others

3.12 Details of U.H.T.C.: Valsad Municipality Hospital Place-3.5 Kms (Distance from college)

Population covered by the UHC	1,05,899
It is affiliated to College Yes/No	Yes
Students and interns posted in batches of	Batch of 30 students
Daily OPD	80 per day (average)
Survey/MCH/Immunization/FP registers	Maintained
Specialist visits if any	All major clinical Department
Deficiency if any	None

CONDUCT OF III MBBS EXAMINATION *(only for recognition under 11(2))*

NOT APPLICABLE

University which conducts Examination: Vir Narmad South Gujarat University, Surat

- No. of Candidates appeared in Examination: 117
- The III MBBS examination (Part-II) was conducted satisfactorily: ~~yes~~/no
- Centre for written/practical examination: GMERS Medical College, Valsad.
- Was the standard sufficient for MBBS Examination as required by Regulations of the Medical Council of India? _____
- _____

Dr. Raveendran M.

Dr. Shivakumar S.

Dr. Rajeshwari C. Eligar

Signatures of Dean/Principal & Date
 GMERS Medical College
 Valsad

3.14

Medical College-Staff Strength:
Name of College: GMERS Medical College, Valsad
Number of students - PG Courses (No)
Calculation Sheet (Date:7th March 2017)

Department	Designation	Requirement as per MSR (UG)	Additional faculty required for running PG courses (if any)	Total (UG + PG)	Accepted	Deficiency
Anatomy	Professor	1	-	1	1	Nil
	Assoc. Prof.	1	-	1	1	
	Asstt.Prof.	2	-	2	2	
	Tutor	3	-	3	3	
Physiology	Professor	1	-	1	1	1 Assistant Professor Deficiency
	Assoc. Prof.	1	-	1	1	
	Asstt.Prof.	2	-	2	1	
	Tutor	3	-	3	3	
Biochemistry	Professor	1	-	1	1	Nil
	Assoc. Prof.	1	-	1	1	
	Asstt.Prof.	2	-	2	2	
	Tutor	4	-	4	4	
Pharmacology	Professor	1	-	1	1	Nil
	Assoc. Prof.	1	-	1	1	
	Asstt.Prof.	2	-	2	2	
	Tutor	3	-	3	3	
Pathology	Professor	1	-	1	1	Nil
	Assoc. Prof.	3	-	3	4	
	Asstt.Prof.	3	-	3	3	
	Tutor	5	-	5	5	

Dr. Raveendran M.
 Professor
 GMERS Medical College & Hospital
 Valsad
 3312

Dr. Shivakumar S.

Dr. Rajeshwari C. Eligar

Signatures of Dean Principal & Date
 8/3/17
 GMERS Medical College
 Valsad

Department	Designation	Requirement as per MSR (UG)	Additional faculty required for running PG courses (if any)	Total (UG + PG)	Accepted	Deficiency
Microbiology	Professor	1	-	1	1	Nil
	Assoc. Prof.	1	-	1	1	
	Asstt.Prof.	2	-	2	2	
	Tutor	4	-	4	4	
Forensic Medicine	Professor	1	-	1	1	Nil
	Assoc. Prof.	1	-	1	1	
	Asstt.Prof.	1	-	1	1	
	Tutor	3	-	3	3	
Community Medicine	Professor	1	-	1	1	Nil
	Assoc. Prof.	2	-	2	2	
	Asstt.Prof.	3	-	3	3	
	Epidemiologist / Asstt.Prof.	1	-	1	1	
	Statistician-Cum-Tutor	1	-	1	1	
	Tutor	4	-	4	4	
General Medicine	Professor	1	-	1	1	1 Assistant Professor and 1 SR deficit
	Assoc. Prof.	4	-	4	4	
	Asstt.Prof.	5	-	5	4	
	Sr. Resident	5	-	5	4	
	Jr. Resident	10	-	10	10	
Paediatrics	Professor	1	-	1	1	Nil
	Assoc. Prof.	2	-	2	2	
	Asstt.Prof.	3	-	3	3	
	Sr. Resident	3	-	3	3	
	Jr. Resident	6	-	6	6	

Dr. Raveendran M.

Chief Officer, G.M.E.R.S. & A.P.H.
Professor of Medicine
Gandhara Medical College & Hospital
GANDHARA - 541 016.

Dr. Shivakumar S.

Dr. Rajeshwari C. Eligar

Dean
G.M.E.R.S. Medical College
Vaisalad
8/13/17

Department	Designation	Requirement as per MSR (UG)	Additional faculty required for running PG courses (if any)	Total (UG + PG)	Accepted	Deficiency
Tuberculosis & Respiratory Diseases	Professor	1	-	1	0	1 Professor deficit
	Assoc. Prof.	0	-	0	1	
	Asstt.Prof.	1	-	1	1	
	Sr. Resident	1	-	1	1	
	Jr. Resident	2	-	2	2	
Dermatology, Venereology & Leprosy	Professor	0	-	0	0	1 Associate Professor deficit
	Assoc. Prof.	1	-	1	0	
	Asstt.Prof.	1	-	1	1	
	Sr. Resident	1	-	1	1	
	Jr. Resident	2	-	2	2	
Psychiatry	Professor	0	-	0	0	Nil
	Assoc. Prof.	1	-	1	1	
	Asstt.Prof.	1	-	1	1	
	Sr. Resident	1	-	1	1	
	Jr. Resident	2	-	2	2	
General Surgery	Professor	1	-	1	2	Nil
	Assoc. Prof.	4	-	4	3	
	Asstt.Prof.	5	-	5	6	
	Sr. Resident	5	-	5	5	
	Jr. Resident	10	-	10	10	
Orthopaedics	Professor	1	-	1	0	1 Professor, 2 Associate Professor, & 1 SR deficiency
	Assoc. Prof.	2	-	2	0	
	Asstt.Prof.	3	-	3	3	
	Sr. Resident	3	-	3	2	
	Jr. Resident	6	-	6	7	

Dr. Raveendran M.
Principal
GMERS Medical College & Hospital
Valsad

Dr. Shivakumar S.
Dean

Dr. Rajeshwari C. Eligar
Principal

8/8/17
Dean
GMERS Medical College
Valsad

Department	Designation	Requirement as per MSR (UG)	Additional faculty required for running PG courses (if any)	Total (UG + PG)	Accepted	Deficiency
Oto-Rhino-Laryngology	Professor	1	-	1	0	01 Professor deficiency
	Assoc. Prof.	1	-	1	1	
	Asstt.Prof.	1	-	1	1	
	Sr. Resident	1	-	1	1	
	Jr. Resident	2	-	2	2	
Ophthalmology	Professor	1	-	1	1	Nil
	Assoc. Prof.	1	-	1	1	
	Asstt.Prof.	1	-	1	1	
	Sr. Resident	1	-	1	1	
	Jr. Resident	2	-	2	2	
Obstetrics & Gynaecology	Professor	1	-	1	0	01 Professor deficiency
	Assoc. Prof.	2	-	2	2	
	Asstt.Prof.	3	-	5	5	
	Sr. Resident	3	-	3	3	
	Jr. Resident	6	-	6	6	
Anaesthesiology	Professor	1	-	1	0	1 Professor, 1 Associate Professor & 1 SR deficiency
	Assoc. Prof.	3	-	3	2	
	Asstt.Prof.	5	-	5	5	
	Sr. Resident	3	-	3	2	
	Jr. Resident	6	-	6	6	
Radio-Diagnosis	Professor	1	-	1	1	2 SR deficiency
	Assoc. Prof.	1	-	1	1	
	Asstt.Prof.	1	-	1	1	
	Sr. Resident	3	-	3	1	
Dentistry	Professor	1	-	1	1	Nil
	Assoc. Prof.	1	-	1	1	
	Asstt.Prof.	1	-	1	1	
	Tutor/JR	1	-	1	1	

Dr. Raveendran M.

Chief Officer, GMERS A.T.A.
Professor of Medicine
Gokulnagar Medical College & Hospital
Valsad, Gujarat - 388001

Dr. Shivakumar S.

Dr. Rajeshwari C. Eligar

Signatures of Dean Principal & Date
GMERS Medical College
Valsad

Notes:
For purpose of working out the deficiency:
(1) The deficiency of teaching faculty and Resident Doctors shall be counted separately.
(A) For Teaching Faculty:
(a) For calculating the deficiency of faculty, Prof., Assoc Prof., Asst. Prof & Tutor in respective departments shall be counted together.
(b) Any excess teaching faculty in higher cadre can compensate the deficiency of lower cadre of the same department only.
(c) Any excess teaching faculty of lower cadre/ category in any department cannot compensate the deficiency of any teaching faculty in the higher cadre/category of the same department or any other department. e.g. excess of Assistant Professor cannot compensate the deficiency of Associate Professor or Professor.
(d) Excess/Extra teaching faculty of any department cannot compensate the deficiency of any teaching faculty in any other department.
(B) For Resident Doctors:
(a) Excess of SR can be compensated to the deficiency of JR of the same department only.
(b) Excess SR/JR of any department cannot compensate the deficiency of SR/JR in any other department.
(c) Any excess of JR cannot compensate the deficiency of SR in same or any other department.
(d) Any excess/ extra teaching faculty of same or any other department cannot compensate the deficiency of SR/JR. e.g. excess of Assistant Professor cannot compensate the deficiency of SR or JR.
(2) A separate department of Dentistry/Dental faculty is not required where a dental college is available in same campus/city and run by the same management.
(3) Colleges running PG program require additional staff, beds & other requirements as per the PG Regulations - 2000.

Dr. Raveendran M.
 Director
 Combaro Medical College & Hospital
 Combaro, Valsad - 394004

Dr. Shivakumar S.

Dr. Rajeshwari C. Eligar
 8.3.17

8/3/17
 Signatures of Dean/Principal & Date
 GMERS Medical College
 Valsad

3.15 Details of Faculty/Residents not counted/accepted.

(Only faculty/residents who signed attendance sheet before 11:00 am on the first day of assessment should be verified. (In case of Junior Residents/Senior Residents on night duty, 12:00 noon.) No verification of Declaration forms should be done for the faculty/residents coming after 11:00 am of the first day of assessment)

Sr. No	Name	Designation	Department	Remarks
1	Dr. Amita Patel	Assistant Professor	Pathology	Accepted; On Maternity Leave
2	Dr. V. R. Patil	Professor & Head	Forensic Medicine	Accepted; Gone as examiner

- 3.16**
- 1) Deficiency of Teaching Faculty: 7.57% (10 out of 132)**
- 2) Deficiency of Resident doctors: 5.88% (5 out of 85)**

Chief Dr. Raveendran M. S.
 Professor of Medicine
 Coimbatore Medical College & Hospital
 COIMBATORE - 54 015.

Dr. Shivakumar S.

Dr. Rajeshwari C. Eligar

Dean
 Coimbatore Medical College
 Coimbatore
 8/3/17

Faculty Deficiency Chart

Deficiency of faculty is as under:

The following faculty were not available: (Include those who are not available, absent, not signed attendance sheet before 11 a.m.)

Professors : 5 (TB & Chest, Orthopedics, Anesthesiology, ENT, OB & G)
 Associate Professor : 4 (Dermatology, General Surgery -2, Anesthesiology)
 Assistant Professor : 1 (Physiology)
 Tutor : 0

The following faculty have not been considered even though present due to reasons mentioned hereunder:

#	Name	Department	Designation	Reason for not considering
1	Dr. Hemangini Chaudhary	Assistant Professor	Physiology	On Medical Leave

In view of above, resultant deficiency of faculty is **7.57% (10 out of 132)**

Deficiency of Residents is as under:

The following Residents were not available: (Include those who are not available, absent, not signed attendance sheet before 11 a.m.)

Senior Resident : 5 (General Medicine -1, Orthopedics 1, Anesthesiology 1, Radio-diagnosis 2)

Junior Resident : 0

The following Residents have not been considered even though present due to reasons mentioned hereunder:

#	Name	Department	Designation	Reason for not considering
1	Dr. Mittal Mangokia	Senior Resident	General medicine	Accepted as Junior Resident since DNB is from Nonteaching Hospital

In view of above, resultant deficiency of Residents is **5.88% (5 out of 85).**

M.M. 8.3.17
 Chief Dr. Raveendran M. A.
 Professor of Medicine
 Consultant Medical College & Hospital
 Valsad




Shivakumar S.
 Dr. Shivakumar S.
 8.3.17

Rajeshwar C. Eligar
 Dr. Rajeshwar C. Eligar
 8.3.17

8/3/17
 Dean
 SGMERS Medical College
 Valsad


Assessment of GMERS Medical College Valsad on 7th, 8th March 2017

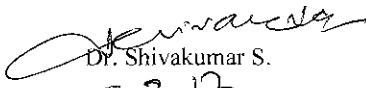
Work Distribution


<p>Dr. Raveendran M. (Co Ordinator) Professor, Deptt. of Medicine, Coimbatore Medical College, Coimbatore, Tamilnadu.</p>	<p>Dr. Shivakumar S., Professor, Deptt. of Pathology, Mandya Institute of Medical Sciences, Mandya, Karnataka</p>	<p>Dr. Rajeshwari C. Eligar, Professor & Head , Deptt. of Anatomy, Karnataka Institute of Medical Sciences, Hubli, Karnataka.</p>
<p>OPD, Wards of Gen Medicine, Pediatrics, TB & Chest, Psychiatry, Skin Departments OPD, wards, OTs of Gen. Surgery Ortho, ENT, Ophthalmology, Anesthesiology, O & G Labour Rooms ICUs. Med Records Blood Bank Radiology Staff Verification of above mentioned Departments and Radiology</p>	<p>Infrastructure of College depts. Including laboratories for Anatomy, Physiology, Bio - Chemistry, College - Lecture rooms, common rooms for boys and girls MEU Central Library Hostels of Boys/ Girls, Interns, Resident doctors, Nursing staff Auditorium cum exam hall Playground Residential quarters for teaching & nonteaching staff Staff verification of above mentioned departments, O&G, Dental department</p>	<p>Infrastructure of College depts. Including Laboratories for Microbiology, Pathology, Pharmacology, Forensic Medicine and community Medicine Central Lab Pharmacy, CSSD Bio Medical Waste arrangement Kitchen Laundry RHC, UHC Staff verification of above mentioned departments</p>
<p>Signature with Date  8.3.17</p>	<p>Signature with Date  8.3.17</p>	<p>Signature with Date  8.3.17</p>

Date :
All above areas have been verified
Signature of the Dean with Date & Time


8/3/17
GMERS Medical College
Valsad


8.3.17
Dr. Raveendran M.
Chief Civil Surgeon & A.P.A.
Professor of Medicine
Coimbatore Medical College & Hospital
COIMBATORE - 641 019.


8.3.17
Dr. Shivakumar S.


8.3.17
Dr. Rajeshwari C. Eligar


8/3/17
Dean
GMERS Medical College
Valsad

To
The Secretary IC,
Medical Council of India,
Pocket 14, Sector 8,
Dwarka, Phase I,
New Delhi – 110077

Sub: submission of assessment report

Madam,

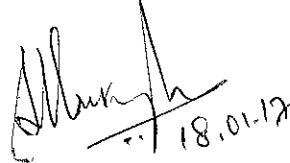
Enclosed please find all the documents listed below in connection with the assessment conducted by Prof. Mridul Chaturvedi and myself (vide letter No. **MCI- 37(1)UG)(RG-8)/2016-Med./ dated 13.01.2017**) at GMERS Medical College, Valsad, Gujarat on 18th January, 2017.

- a. Form C for Medicine and Pediatrics – hard copy
- b. Annexures for Form C of Medicine and Pediatrics – hard copy
- c. Acknowledgement by Principal – hard copy
- d. Declaration regarding conflict of interests – hard copy
- e. CD/DVDs – videography and soft copies of a and b.

There was no scope to verify the conduction of examinations in General Surgery as well as Obstetrics and Gynaecology as the examinations for those two subjects are posted on different dates.

Thanking you

Yours sincerely



18.01.17

(Dr. Saibal Kumar Mukherjee)

GMERS MEDICAL COLLEGE VALSAD

Halar Road, Nanakwada, Valsad, Gujarat 396001

Telephone: 02632-256145(Office), 02632-250550(Fax) Email: gmersmcvalsad@gmail.com

To,
The Secretary,
Medical Council of India
Pocket-14, Sector-8,
Dwarka, Phase-1,
New Delhi-110077.

Sub: Acknowledgement of Assessment Report

Sir,

I have received one hard copy and one soft copy of 'form C' about 'Assessment to evaluate the process of conduct of examination by the examining university for recognition/approval of GMERS Medical College, Valsad, Gujarat under Veer Narmad South Gujarat University, Surat'. Assessment was carried on 18th January, 2017.



Sign of Dean
Dean
GMERS Medical College
Valsad

DECLARATION

(Regarding Conflict of Interest)

I Prof./ Dr. meichul Chakrabarti, S/o M. N. Chakrabarti,
r/o S. N. Medical College Agara, currently working as
Professor of Medicine, do hereby solemnly
declare and state in my capacity as the Assessor appointed for the
verification of physical infrastructure, human resources, clinical
material etc. as per the Regulation of Medical Council of India of
the GNERS Medical College/ Institution located
at [Place/District/State] Valsad that I have no financial or other interest
directly or indirectly involved in this College as well as neither
me nor any of my close relative is associated with this college
which is under the regulatory process this year.

meichul Chakrabarti
(Signed)


Date: 18/11/17

Place: Valsad

DECLARATION

(Regarding Conflict of Interest)


I Prof./ Dr. Saibal K. Murkheja, s/o Late Pravash Chandra Murkheja
r/o S-412, Sreebani Akashan, Sector III, Salt Lake - 700 156 currently working as
Principal & Professor of Surgery, College of Medicine & Surgery, Datta Hospital do hereby solemnly
declare and state in my capacity as the Assessor appointed for the
verification of physical infrastructure, human resources, clinical
material etc. as per the Regulation of Medical Council of India of
the GMERS Medical College/ Institution located
at [Place/District/State] Valsad that I have no financial or other interest
directly or indirectly involved in this College as well as neither
me nor any of my close relative is associated with this college
which is under the regulatory process this year.



(Signed)

Date: Koleraata

Place: 16.01.17



MEDICAL COUNCIL OF INDIA

STANDARD INSPECTION FORM

FORM - C

On the

Final M.B.B.S. Examination of Veer Narmada South Gujarat
University

In the subject of

General Medicine

Held at

GMERS Medical College

Place, Valsad

1. Date of Inspection : 18.01.2017
2. Names of Inspectors : 1) Dr. Saibal Kumar Mukharjee, Principal and Professor of Surgery, College of Medicine and Sagore Dutta Hospital, Kolkata
2) Dr. Mridul Chaturvedi, Professor of Medicine, S.N. Medical College, Agra
3. Date of last Inspection/Visitation : 07/04/2016
4. Name of last inspectors/Visitors : Dr.H. Dixit – Professor, Dept of Pharmacology, IGIMS, Patna
Dr.M.K Singh – Professor of Ophthalmology, IMS, BHU, Varanasi, Uttarpradesh
Dr. A. Roy – Professor & Head, Biochemistry, Patna Medical College, Bihar

Defects pointed out in the last inspection/visitation if any	Remarks by the University
NIL	NIL

A. Scheme of Examination

1. Theory, 2 papers; Marks allotted 120
2. Clinical/practical 100
3. Oral 20
4. Internal Assessment – 30 marks each for theory and practical

Minimum marks for Passing the Exam. 50 % in each

B. Theory

- | | | |
|-----------------|---------|--------------------|
| 1. Theory paper | Subject | Time for the paper |
|-----------------|---------|--------------------|

(1 copy of each of the papers may be attached as **Annexure A**).

No. 1 General Medicine

2 ½ hrs

No. 2 General Medicine including Dermatology,
Psychiatry and STD

2 ½ hrs

2. Dates on which conducted : 3rd & 4th January 2017
3. Where conducted : GMERS Medical College, Valsad
4. Invigilation arrangements : CCTV + University Observer
5. No. of candidates appeared : 104
6. Papers setters :

Name & qualification	Designation	Experience as Examiner
1. Dr. Deepak Shukla, MD, Gen. Medicinc;	Assoc Professor, Dept of Medicine, Surat Medical College, Surat	Not provided by University
2. Dr. Bipin Amin, MD, Gen. Medicine	Professor, Dept of Medicine, B.J. Medical College, Ahmedabad	Not provided by University

Remarks by the Inspectors/Visitors regarding

- a) Nature of the questions. Questions are of subjective type short questions only in the form of – a) Answer in Brief (2 marks each X 10), 2. Short Notes (4 marks each X 4), 3. Answer in one or two sentence/words/fill in the blanks (1 mark each X 16)
- b) Do they cover the whole field of prescribed curriculum : Yes
- c) What is the standard displayed in the answers:
Could not be verified as the answer scripts will be examined centrally at University at Surat
- d) What is the nature of assessment? – Formative and summative.
- e) What is the minimum percentage necessary for passing the theory examination? 50%
- f) What percentage of marks obtained at Periodical examinations conducted during the course is carried forwarded to the Final examination. 30 Theory (20%)
30 Practical (20%)
- g) Method of assessment of examination conducted During the course of study to be clearly stated. Theoretical Examination are held twice and Practical Examinations are held at the end of each clinical posting
- h) How has it influenced the result at the final examination:
Contributes in a positive manner towards percentage of passing (pass or fail in the University Examination is determined after taking into account the number of Internal Assessment both in theory as well as in practical)

II. Practical/clinical

How is the practical examination conducted give details.

One Long case (50 marks) and two Short cases (25 marks each x 2)

Does the practical cover the different branches of the subject? Yes

a) Time allotted for section. 45 mins for history taking and examination of Long case and 10 mins for assessment by examiners.

Short Case - 15 mins each for examination of the cases and 5 mins for crossing by Examiners

	Names & qualification	Designation	Experience as examiner
Internal	Dr.Smita K Trivedi (M.D)	HOD & Professor, GMERS Medical College, Valsad	20 yrs
	Dr.Ruchi Naik (M.D)	Associate Professor GMERS Medical College, Valsad	3 yrs
	Dr.Snehal Patel (M.D)	Associate Professor GMERS Medical College, Valsad	1 yr
External	Dr.R.T Borse (M.D)	HOD & Professor Govt Medical College, Kolhapur, Maharashtra	23 yrs
	Dr.M.A Jamadar (M.D)	Associate Professor Govt Medical College, Solapur, Maharashtra	20 yrs
	Dr.Meenakshi Shah (M.D)	Associate Professor GMERS Medical College, Gotri, Vadodara	7 ½ yrs

Mode & conduct of practical.

Is it in batches or otherwise. – Yes, in batches

c) Are there other centers where the Examination is conducted by the same University? Yes

If so, where?

- Surat Municipal Institute of Medical Education and Research.
- Government Medical College- Surat

i) Do the same examiners conduct the examination in other centers too?

NO

ii) If not what steps are taken to ensure uniformity of standard.

- o Theory Papers are Common at all Center and held on the same day and time
- o Practical Exam pattern is same

d) Date of Examination – 16.01.2017 to 18.01.2017

e) Date and time when the examination was inspected. 18.01.2017 9 a.m. onwards

f) Are the invigilation arrangements satisfactory? Yes

University observer is present and dummy number is given to each student. At the end of the day's examination, University Observer decodes the dummy number and then send the day's result to University, on daily basis

g) No. of candidates appeared. 104

h) Number & type of questions (a copy of the question paper may be attached)
Attached as **Annexure A**

i) What is the minimum percentage of required for passing. 50 %

Clinical

1. Date of Examination. 16.01.2017 to 18.01.2017

2. Date & time when the examination was inspected. 18.01.2017 from 9 a.m. onwards

3. Are the invigilation arrangements satisfactory? Yes

4. No. of candidates appeared. 35 Students

5. Long cases 15 cases allotted on the day
of assessment

6. Type of cases given (list may be attached) – List attached **as Annexure B**

7. Time allotted for study of the case. 45mins Long Case
15 mins each for Short Cases

8. Nature of Discussion of case by the candidate: Satisfactory

9. Time of discussion - 10 min for long case
5 min for short case

10. Was the discussion fair, searching and sufficient practical? Yes

Short Cases

1. Type of cases given (List may be attached). List attached as **Annexure B**
2. How many cases were given to each candidate? 2 cases
3. How long did examination in short cases last for each Candidate? 15 mins
4. Standard displayed by the candidates in general in the clinical part of the examination - Satisfactory
5. How was the assessment done? Demonstration of physical signs and discussion
6. Was it done jointly by more than one Examiner? Yes
7. How many marks are allotted for clinical examination?
15 marks for demonstration of physical signs and 10 marks for discussion.
8. What is the minimum percentage for passing the clinical part? 50 %
9. Are marks obtained in any other part of the examination added on to that obtained in the clinical examination? No
10. Are marks given for clinical works done in the wards added on to the marks obtained in the clinical examination? Yes
11. If so, to what extent? 20 %
12. How has it influenced the result at the final examination? It does not alter the number of passing, it adds to the aggregate only

Contributes in a positive manner towards percentage of passing (pass or fail in the University Examination is determined after taking into account the number of Internal Assessment both in theory as well as in practical)

(Method of assessment of clinical work in the wards may be clearly stated).
Practical Examinations are held at the end of each clinical posting

VIVA-VOICE

1. What did it consist of?

(Give extent of coverage of subject)

Viva consists of Instruments, Pathological Specimen, Drugs, X-ray, ECG and clinical problems. Whole subject is well covered.

2. How was it conducted?

Table -1 Instrument, Drugs and Clinical Problems

Table -2 X-ray, ECG and Pathological Specimens

3. What was the standard?

Satisfactory

4. What was the nature of assessment?

Knowledge based

5. Was it done jointly by more than one examiner? Yes, Jointly

6. How are the marks obtained in different parts of the examination grouped?

Table Viva marks are added to theory marks

7. What is the minimum for passing in each and in the grand total?

50 % in grand total in both theory and practical

8. Results for the last three years.

Not applicable

9. No. of students appeared?

Not applicable

10.No. of students passed?

Not applicable

11.Other remarks if any.

Nil

Conclusions :


Was the examination conducted satisfactorily? Yes


Observations of the assessors are to be made in assessment report only.

Was the standard sufficient for the M.B.B.S. examination as required by Regulations of the Medical Council of India? Yes

Observations of the assessors are to be made in assessment report only.


18/11/17
Dean
GMERS Medical College
Valsad


18/11/17
Dr. Nandlal Chaturvedi


18.01.2017
(Dr. S.K. Mukherjee)



ER-4019

Third Year M. B. B. S. (Part - II) Examination

December - 2016

General Medicine : Paper - I

(Annexure A)

Time : $2\frac{1}{2}$ Hours]

[Total Marks : 60

Instructions :

(1)

नीचे दशांशवैल निशानीवाणी विषयो उत्तरवही पर अवश्य लपवी. Fillup strictly the details of signs on your answer book.	Seat No.:
Name of the Examination :	<input type="text"/>
Third Year M. B. B. S. (Part-II)	<input type="text"/>
Name of the Subject :	<input type="text"/>
General Medicine : Paper - I	<input type="text"/>
Subject Code No. : 4 0 1 9	Section No. (1, 2,.....) : 1&2
	Student's Signature

- (2) Answers should be brief and to the point.
- (3) Each section should be written in separate answer-books.
- (4) Draw diagrams and flow charts wherever necessary.

SECTION - I

- 1 Write short notes : (any 3 out of 4) 12
- (1) Clinical features, diagnosis and management of Acute left ventricular failure.
 - (2) Define Obesity, diseases related to Obesity and management of Obesity.
 - (3) Clinical features, diagnosis and management of Bronchiectasis.
 - (4) Etio-pathogenesis and Clinical features of Pericardial Effusion.

- 2 Answer in brief : (Any 5 out of 6) 10
- (1) Common hospital acquired infections and its Prevention.
 - (2) Write and draw Cardiac cycle.
 - (3) Draw a normal P, QRS and T wave and write physiological correlation with cardiac event.
 - (4) Common indications of Echocardiography.
 - (5) Characteristic features of pleural fluid in Empyema.
 - (6) Clinical features of Systemic sclerosis.
- 3 Answer in one-two sentences/words/fill in the blanks : 8
- (1) Four risk factors for Pulmonary Embolism?
 - (2) Two conditions in which Pulsus alternans may be seen.
 - (3) ECG findings in Acute myocardial Infarction.
 - (4) Name two pathological causes of loud S 2.
 - (5) Four causes of acute Dyspnea.
 - (6) Enlist two gastrointestinal causes of Clubbing.
 - (7) Which genetic test is done in Ankylosing Spondylitis?
 - (8) Describe murmur of Mitral Stenosis.

SECTION - II

- 4 Write short notes : (any 3 out of 4) 12
- (1) Causes, Clinical presentation and management of Iron Deficiency Anaemia.
 - (2) Clinical features, diagnosis and management of Dengue fever according to WHO criteria.
 - (3) Draw endocrine axis of Thyroid hormone. Write clinical presentation and diagnosis of Hyperthyroidism.
 - (4) List anti Platelet drugs and write mechanism of action, indications and side effects of Aspirin.

- 5 Answer in brief : (Any 5 out of 6) 10
- (1) Macrovascular complications of type 2 Diabetes mellitus.
 - (2) Causes of lymphadenopathy.
 - (3) Opportunistic infections of Respiratory system in HIV patients.
 - (4) Postexposure prophylaxis of Rabies.
 - (5) List clinical features and Rx of Acromegaly.
 - (6) Use of Tab Primaquine in malaria and its significance.
- 6 Answer in one-two sentences/words/fill in the blanks : 8
- (1) Enumerate features of Addison's crisis.
 - (2) Two endocrine diseases causing palpitations.
 - (3) Two neurological disease caused by Vitamin B₁₂ deficiency.
 - (4) Laboratory features of Haemolysis.
 - (5) Two conditions in which target cells are seen.
 - (6) Describe two eye-signs of Hyperthyroidism.
 - (7) Name two anti-diabetic drugs acting on Insulin Resistance.
 - (8) What is Parasternal heave?



ER-4020

Third Year M. B. B. S. (Part - II) Examination

December - 2016

General Medicine : Paper - II

(Annexure A)

Time : $2\frac{1}{2}$ Hours]

[Total Marks : 60

Instructions :

(1)

नीचे दशांशों में निम्नलिखित विषयों के उत्तर लिखें। Fillup strictly the details of signs on your answer book.	Seat No.:
Name of the Examination :	<input type="text"/>
<input type="text" value="Third Year M. B. B. S. (Part - II)"/>	<input type="text"/>
Name of the Subject :	<input type="text"/>
<input type="text" value="General Medicine : Paper - II"/>	<input type="text"/>
Subject Code No. : <input type="text" value="4"/> <input type="text" value="0"/> <input type="text" value="2"/> <input type="text" value="0"/>	<input type="text" value="Student's Signature"/>
Section No. (1, 2,.....): <input type="text" value="182"/>	

- (2) Answers should be brief and to the point.
- (3) Each section should be written in separate answer-books.
- (4) Draw diagrams and flow charts wherever necessary.

SECTION - I

- 1 Write Short Notes : (any 3 out of 4) 12
- (1) Etio-pathogenesis, diagnosis and management of Paraplegia,
 - (2) Clinical features, diagnosis and treatment of Guillain Barre Syndrome.
 - (3) Complications of Portal Hypertension and its management.
 - (4) Approach to a case of Jaundice based on liver function tests.

- 2 Answer in brief : (Any 5 out of 6) 10
- (1) Clinical features of Irritable Bowel Syndrome.
 - (2) Enumerate causes of Acute Renal Failure.
 - (3) What is significant Weight loss? Enumerate common causes of significant weight loss.
 - (4) Types of Dialysis.
 - (5) Clinical features of Wilson's disease.
 - (6) Enumerate Investigations in Urinary tract infection and its significance.
- 3 Answer in one-two sentences/words/fill in the blanks : 8
- (1) Four triggers which precipitate seizures.
 - (2) Two Drugs used in Non Alcoholic Fatty Liver Disease (NAFLD)
 - (3) Two important side effects of Valproate.
 - (4) Two functions of Parietal lobe.
 - (5) Define chorea.
 - (6) Pin rolling tremors and cogwheel rigidity are seen in _____ disease.
 - (7) Two reversible causes of Dementia.
 - (8) Name the Spirochete disease causing Interstitial Nephritis in South Gujarat.

SECTION - II

- 1 Write Short Notes : (any 2 out of 3) 10
- (1) Clinical features and treatment of Scabies.
 - (2) Classification of Ezema. Write clinical features and treatment of Ezema.
 - (3) Clinical features and treatment of Basal cell carcinoma.

- 2 Write Short Notes : (any 2 out of 3) 10
- (1) Clinical features and management of Alcohol withdrawal.
 - (2) Presenting symptoms and management of Obsessive Compulsive Disorder.
 - (3) Side effects of Selective Serotonin Reuptake Inhibitor (SSRI) group of drugs.
- 3 Write Short Notes : (any 2 out of 3) 10
- (1) Enumerate different Extra-pulmonary Tuberculosis and how to diagnose them.
 - (2) Clinical features of Tuberculous Spine and its medical management.
 - (3) Pulmonary function test.
-

Date: 18.01.2017

Details of Final M.B.B.S. Part II Practical Examination

Department of Medicine
GMERS Medical college, Valsad


(Annexure B)


A. List of Long Cases

Sr. No.	Indoor Case No.	Name of Patient	Diagnosis
1	2279	Ramzan Ragrez	Ascitis with Cirrhosis of liver
2	1639	Kavita	MR (Mitral Regurgitation)
3	3361	Rajendra	Ascitis with Cirrhosis of liver
4	3416	Dhirubhai	MR with TR
5	81794	Jayeshbhai	Anaemia with Hepatosplenomegaly
6	3568	Bhikhibhai	CCF
7	4249	Vijay Sharma	COPD
8	5003	Changuna	Mitral Stenosis
9	3216	Jitubhai	Rt Pleural Effusion
10	1734	Dhudiben	Lt Pneumonitis
11	4745	Ganibhai	Right Hydropneumothorax
12	4790	Ismalbhai	Left Haemiplegia
13	2120	Shobhanaben	Aortic Regurgitation
14	2453	Yogeshbhai	Hepatosplenomegaly with Jaundice
15	2483	Sumitraben	Acute Transverse Myelitis with Paraplegia

B. LIST OF SHORT CASES

Sr. No.	Indoor Case No.	Name of Patient	Diagnosis
1	3039	Ajay	Generalised Oedema
2	3195	Fuliben	Pedal Oedema
3	4237	Naynaben	Anaemia
4	4711	Revaben	Rt Thrombotic Stroke with Lt hemiplegia
5	100835	Harihar	Jaundice
6	2075	Sanjay	Bronchiectasis with Clubbing
7	3189	Rabia	Anemia with Hypoproteinemia
8	4712	Gababhai	Acute Cerebeller Infarct
9	3947	Chimanbhai	Acute Lt Infarct Rt Hemiplegia
10	3687	Kasturbhai	Bell's Palsy
11	4234	Vijay Devla	Ascitis
12	3238	Pramod	COPD
13	2077	Chagan	Bronchial Asthma
14	4750	Ramiben	Aortic Stenosis
15	3188	Ghelabhai	Chronic Bronchitis
16	4248	Bhikhiben	Mitral Stenosis
17	2190	Ramiben	Hepatosplenomegaly with Anaemia
18	8289	Janubhai	Sickle Cell Anaemia with Jaundice
19	3070	Kantibhai	Mitral Stenosis with Mitral Regurgitation
20	3061	Jamalali	Right Mid Zone Consolidation


Dean
GMERS Medical College
Valsad



MEDICAL COUNCIL OF INDIA
STANDARD INSPECTION FORM

FORM – C

On the

Final M.B.B.S. Examination of Veer Narmad South Gujarat University

In the subject of

PAEDIATRICS

held at

GMERS Medical College

Place **Valsad (Gujarat) 396001**

1. Date of Inspection : 18.01.2017
2. Names of Inspectors :
 1) **Dr. Saibal Kumar Mukherjee**, Principal and Professor of General Surgery, College of Medicine & Sagore Dutta Hospital, Kolkata
 2) **Dr. Mridul Chaturvedi**, Professor, Dept. of Medicine, S.N. Medical College, Agra, Uttar Pradesh
3. Date of last Inspection/Visitation : 07/04/2016
4. Name of last inspectors/Visitors :
 1) **Dr. Harihar Dikshit**, Professor & Head, Dept. of Pharmacology, Indira Gandhi Instt. of Medical Sciences, Patna
 2) **Dr. M. K. Singh**, Deptt. of Ophthalmology, Institute of Medical Sciences, Varanasi, Uttar Pradesh
 3) **Dr. Achal Narain Roy**, Professor & Head, Dept. of Biochemisty, Patna Medical College, Patna, Bhirah

Defects pointed out in the last inspection/visitation if any	Remarks by the University
NIL	NIL

A. <u>Scheme of Examination</u>	1.	Theory	one paper
		Marks allotted	40
		Internal marks	10
		Total	50
	2.	Clinical/practical	30
		Internal marks	10
		Total	40
	3.	oral/viva voce	10

Minimum marks for Passing the exam. 50%

B. Theory

- | | | |
|-------------------------------|-------------------------------------|---|
| 1. Theory paper | Subject | Time for the paper 2 hours (copy of the paper attached as Annexure A) |
| 2. Dates on which conducted | : 12 th January | |
| 3. Where conducted | : GMERS Medical College, Valsad | |
| 4. Invigilation arrangements | : CCTV Camera + University Observer | |
| 5. No. of candidates appeared | : 104 | |
| 6. Papers setters | : | |

Name & qualification	Designation	Experience as Examiner
Dr. Kirti Mehta, MD, Pediatrics	Associate Professor, Department of Paediatrics, Govt. Medical College Surat.	Not provided by University
Dr. Sheel Aiyer MD, Pediatrics	Associate Professor, Department of Paediatrics, Govt. Medical College Vadodara	Not provided by University

Remarks by the Inspectors/Visitors regarding

- a) Nature of the questions. :
 Questions are of Subjective types. Long Questions 10 x 1, Short Notes 5 x 4,
 Short Question Answer 1 x 10
- b) Do they cover the whole field of prescribed curriculum:
 Yes
- b) What is the standard displayed in the
 answers: could not be verified as the answer scripts will be examined centrally at
 University at Surat
- d) What is the nature of assessment? Formative and summative.
- e) What is the minimum percentage necessary for passing
 the theory examination? 50%
- f) What percentage of marks obtained at
 periodical examinations conducted during
 the course is carried forwarded to the
 final examination. 20%
 10 marks theory & 10 marks clinical
- g) Method of assessment of examination conducted
 During the course of study to be clearly stated.
 Theoretical Examination are held twice and Practical Examinations are held at
 the end of each clinical posting
- h) How has it influenced the result at the final examination?
 Contributes in a positive manner towards percentage of passing (pass or fail
 in the University Examination is determined after taking into account the
 number of Internal Assessment both in theory as well as in practical)

II. Practical/clinical:

How the practical examination is conducted give details.

One long case of 20 marks and one short case of 10 marks

Does the practical cover the different branches of the subject? Yes

a) Time allotted for section :

- Long case - 30 min for history taking and examination and 15 min for assessment by examiner
- Short case - 10 min for examination of cases and 5 min for crossing by examiner.

b) Examiners

	Names & qualification	Designation	Experience as examiner
Internal			
1. Dr. Jolly Vaishnav	M.D. Pediatrics	Professor and Head GMERS Medical College, Valsad	9 Years
2. Dr Panna Patel	M.D. Pediatrics	Associate Professor GMERS Medical College, Valsad	8 Years
External			
1. Dr Rajwati Yasvani	M.D. Pediatrics	Professor Dept. of Paediatric Shet GS Medical College & KEM Hospital, Mumbai	17 Years
2. Dr. Sunil Mahaske	M.D. Pediatrics	Professor and Head, Dept. of Paediatric, V. V. Patil Foun. Medical College, Ahemadnagar	13 Years

Mode & conduct of practical. In batches Yes

c) Are there other centers where the Examination is conducted by the same University?

Yes

If so, where?

1. Surat Municipal Institute of Medical Education and Research
2. Government Medical College, Surat

i) Do the same examiners conduct the examination in other centers too? No

ii) If not what steps are taken to ensure uniformity of standard.

- Theory Papers are Common at all Center and held on the same day and time
- Practical Exam pattern is same

d) Date of Examination

18th to 20th January 2017

e) Date and time when the examination was inspected.

18.01.2017 from 9 am onwards

f) Are the invigilation arrangements satisfactory? Yes

University observer is present and dummy number is given to each student. At the end of the day's examination, University Observer decodes the dummy number and then sends the day's result to University, on daily basis

g) No. of candidates appeared. 104

h) Number & type of questions (a copy of the question paper attached)
Attached as **Annexure A**

i) What is the minimum percentage of required for passing.

50 % for both theory and clinical

Clinical

1. Date of Examination. 18th to 20th January 2017
2. Date & time when the examination was inspected. 18.01.2017 9 a.m. onwards
3. Are the invigilation arrangements satisfactory? Yes
4. No. of candidates appeared. 34 on the day of assessment
5. Long cases 18 cases allotted on day of assessment
6. Type of cases given (list may be attached) List attached as **Annexure B**
7. Time allotted for study of the case.
 - 1) 30 minutes for long case
 - 2) 10 minutes for short case
8. Nature of Discussion of case by the candidate
Satisfactory
9. Time of discussion
 - 1) 15 minutes for long case
 - 2) 5 minutes for short case
10. Was the discussion fair, searching and sufficient practical? Yes

Short Cases

1. Type of cases given (List may be attached). List attached as **Annexure B**

2. How many cases were given to each candidate?

1 case per candidate

3. How long did examination in short cases last for each Candidate?

10 min

4. Standard displayed by the candidates in general in the clinical part of the examination.

Satisfactory

5. How was the assessment done?

Demonstration of physical signs and discussion

6. Was it done jointly by more than one Examiner? Yes

7. How many marks are allotted for clinical examination?

6 marks for demonstration of Physical signs and 4 marks for discussions

8. What is the minimum percentage for passing the clinical part?

50 % of total clinical

9. Are marks obtained in any other part of the examination added on to that obtained in the clinical examination?

Yes, marks of Internal Assessment are added to this mark

10. Are marks given for clinical works done in the wards added on to the marks obtained in the clinical examination? Yes

11. If so, to what extent? 20%

12. How has it influenced the result at the final examination?

Contributes in a positive manner towards percentage of passing (pass or fail in the University Examination is determined after taking into account the number of Internal Assessment both in theory as well as in practical)

(Method of assessment of clinical work in the wards may be clearly stated).

Practical Examinations are held at the end of each clinical posting

Viva-Voce

1. What did it consist of?

(Give extent of coverage of subject)

Viva consist of drugs, IV Fluids, X Rays, Neonatal Resuscitation, Growth Charts, Instruments and vaccines

2. How was it conducted?

Only one table on which all above things were placed.

3. What was the standard?

Satisfactory

4. What was the nature of assessment?

Knowledge based

5. Was it done jointly by more than one examiner?

Yes, Jointly

6. How are the marks obtained in different parts of the examination grouped?

Table Viva marks are added to theory marks

7. What is the minimum for passing in each and in the grand total?

50% in grand total in both theory and practical

8. Results for the last three years.

Not applicable

9. No. of students appeared?

Not applicable

10.No. of students passed?

Not applicable

11.Other remarks if any.

Nil


Conclusion

Was the examination conducted satisfactorily? Yes


Observations of the assessors are to be made in assessment report only.

Was the standard sufficient for the M.B.B.S. examination as required by Regulations of the Medical Council of India? Yes

Observations of the assessors are to be made in assessment report only.


18/01/17
Dean
GMERS Medical College
Valsad

maichul Chaturvedi
18/1/17
Dr. Maichul Chaturvedi


18.01.17
(Dr. S.K. Mukherjee)

- 4 Short question answer (1-2 lines) :
- (a) Which vitamin deficiency in mother leads to Neural Tube Defect in the Fetus ? 1
 - (b) Name the commonest haematological malignancy in children. 1
 - (c) In which condition, Koplik Spots are seen in children ? 1
 - (d) Write full form of "SIADH". 1
 - (e) Write name of this broad-spectrum antihelminthic agent used in the treatment of Neurocysticercosis. 1
 - (f) What is NESTROFT test ? 1
 - (g) Name the vaccine preventable viral infection that can lead to congenital heart disease, cataract and microcephaly. 1
 - (h) What is the normal upper segment to lower segment ratio at birth ? 1
 - (i) Write dose and schedule of Pentavalent Vaccine. 1
 - (j) When ORS Week is celebrated every year ? 1
-

(Annexure)
B

**Details of Practical Examination
Department of Paediatrics
GMERS Medical College, Valsad**


A. Long Case

Sr. No	MRD No	Patient Name	Age	Diagnosis
1	99262	Laxmi Satendra Tivari	8 yr/F	Post measles pneumonia with empyema with ICD instu
2	0114	Sunny Ajaybhai Yadav	4 mth/M	Hepatosplenomegaly with jaundice
3	0021	Vinay Dhansukh Patel	11 yr/M	Sickle cell disease with severe anemia
4	3490	Rupanshu Mahendra Patil	3 yr/M	Anemia with Splenomegaly
5	97274	Suraj Fulcharia Nisad	2 mth /M	Acute Bronchiolitis
6	0023	Himanshi Acchelal Gupta	7yr / M	Congenital Heart disease
7	42681	Jenish Mahesh Patel	10 yr / M	Sickle cell disease with anemia
8	21092	Piyush Kakad Bhoya	7yr / M	Thalassemia Major
9	85686	Shivam Umesh Patel	1 yr / M	Thalassemia Major
10	04553	Narayan Laxman Mina	7yr / M	Cynotic Congenital Heart Disease
11	1634	Mina Bharatbhai Jogari	9 yr / F	Severe acute malnutrition with AGE with dehydration with anemia
12	61485	Ranikumari Arun Mandal	7 mth/ F	AGE with some dehydration
13	61492	Prince Arun Mandal	7 mth/M	AGE with some dehydration
14	3755	Rajveer Kayabhai Bhuriya	1yr / M	Pneumonia
15	4220	Antimkumari Amarbhadur	12 yr /F	Hepatosplenomegaly with cervical lymphadenopathy
16	4266	Ravi Rakesh Rai	5 yr /M	Jaundice with hepatomegaly
17	4477	Mohit Rupesh Dholi	10 mth / M	AGE with some dehydration
18	1834	Kevin Hiteshbhai Rathod	4 mth / M	Pneumonia


Dean
GMERS Medical College,
Valsad

B. Short Case

No	Patient Name	Age	
1	B/O Bhartidevi Jaynarayan Yadav	6 days	DOB:13/1/2017 BW: 2400 gm
2	B/O Mehmuda Aminbhai Blocha	5 days	DOB:14/1/2017 BW: 3000 gm
3	B/O Poonam Ajit Bhoye	5 days	DOB:14/1/2017 BW: 2740 gm
4	B/O Sabana Navsad Shekh	4 days	DOB:15/1/2017 BW: 2800 gm
5	B/O Hasinaben Bharatbhai Bochal	3 days	DOB:16/1/2017 BW: 2420 gm
6	B/O Rubina Zuberkhan Pathan	3 days	DOB:16/1/2017 BW: 2160 gm
7	B/o Pramilaben Hashmukbhai Tandel	2 day	DOB:16/1/2017 BW: 2590 gm
8	B/O Manisha Rajubhai	2day	DOB:16/1/2017 BW: 2190 gm
9	B/O Mamta Sunil Vadakiya	2day	DOB:16/1/2017 BW: 2409 gm
10	B/O Gauri Sailesh Nayak	2day	DOB:16/1/2017 BW: 2789 gm
11	B/O Suman Nilesh Prajapati	2day	DOB:16/1/2017 BW: 2750 gm
12	B/O Asha Mukesh Kedariya	2day	DOB:16/1/2017 BW: 2560 gm
13	B/O Suman Nilesh Prajapati	3day	DOB:15/1/2017 BW: 2190 gm
14	B/O Manju Ishu Pagi	3 day	DOB:15/1/2017 BW: 2190 gm
15	B/O Manisha Raju Patel	5day	DOB:13/1/2017 BW: 2523 gm
16	B/O Kusum Kamlesh Macchi	5day	DOB:13/1/2017 BW: 2990 gm
17	B/O Hemangi Prati Solanki	5day	DOB:13/1/2017 BW: 2870 gm
18	B/O Urvisha Vikas Naika	5day	DOB:13/1/2017 BW: 2220 gm


Dean
GMERS Medical College
Valsad