

MEDICAL COUNCIL OF INDIA
ASSESSMENT FORM FOR 100 MBBS ADMISSIONS REPORT
 (INCREASE IN ADMISSION CAPACITY FROM ____ TO ____)

DY/163479/18
22/3/18

Verification of Compliance
 Part - A-III (2018-19)
 (to be filled by the Assessors)

1.1 1. Type of Assessment

U/S 10A-regular/compliance: Letter of Permission (), 1st renewal (), 2nd renewal (), 3rd renewal (), 4th renewal ()

U/S 10A-Increase Admission Capacity: Regular/Compliance: Letter of Permission (), 1st renewal (), 2nd renewal (), 3rd renewal (), 4th renewal ()

U/S 11- Recognition - Regular/Compliance

Continuation of Recognition - Regular / Compliance ()

Any Other: _____

2.

Name of the Institution	:	Shaheed Hasan Khan Mewati, Govt. Medical College
Address	:	Nalhar, Nuh (Haryana)
Telephone No.	:	01267-282007

[Signature]
 Signature of Assessors
21/3/18

All
21/3/18

[Signature]
 Date
21/3/18


[Signature]
 Signature of Dean/Principal
 S.H.K.M. Govt. Medical College
 Nalhar, Mowat (Haryana)

E-mail	:	directorshkmgmc@gmail.com		
College Website :		gmcnewat.ac.in		
Council Letter No. & Date	:	MCI-34(41)(UG)(RG-9)/2017-18-Med/ dated 15.03.2018		
Assessment Date:		21.03.2018	Last Assessment Date :	12&13 Dec 2017
PG Courses	:	No		


3. Particulars of Assessors

Name of the Assessors	Correspondence Address	Contact No.	Email
Dr. Padmakar T. Pandit, Professor, Department of Pharmacology	B.J. Medical College, Pune (Maharashtra)	09823133523	ptpandit@gmail.com
Dr. Siddhartha Datta, Professor, Department of Obstetrics & Gynaecology	North Bengal Medical College, Darjeeling, West Bengal,733102	09432272049	datta_siddhartha56@yahoo.co.uk
Dr. Alka Udainia, Professor & Head Department of Anatomy	Government Medical College, Surat, Gujarat	09974065307	alkaudainia@yahoo.co.in


Signature of Assessors


21/3/18



Date


21/3/18
Signature of Director
H.K.M. Govt. Medical College
Nalhar, Haryana
Principal

4. Verification of compliance submitted by institute:

Sr. No.	Deficiencies reported from GOI/MCI	Compliance by College sent to GOI/MCI	Remarks of the Assessors after the assessment
1	Deficiency of faculty is 18.67% as detailed in the report	i. Total 23 faculty member have joined after 13.12.2018. Deficiency of faculty has been reduced to 16.98%. ii. Recruitment process for appointment of faculty has been initiated. iii. One faculty member Dr. Kapil Sharma has appeared in MCI inspection at other Medical College on November 2017.	Deficiency of faculty is 14.15 % as detailed in the report
2	Shortage of Senior Residents is 17.74% as detailed in the report	i. Total 09 Senior Resident have joined after 13.12.2017. The deficiency has reduced to 12.90%. ii. Walk-in interview are held every Wednesday for vacant posts.	Shortage of Residents is 12.9% as detailed in the report
3	Nursing staff: 242 Nursing staff is available against 247 required.	Recruitment of Staff Nurse is in progress.	Nursing staff : Regular 28, Contractual 106, outsourced 92 = Total 226. Deficiency of 21 Nurses.
4	Residents Hostel: Visitors' room, A.C. study room with Computer & Internet, Recreation room are not available.	Residents Hostel: Visitors' room, A.C. study room with Computer & Internet, Recreation room are available.	Compliance verified.
5	Nurses' Hostel: It is not furnished.	Done as per Govt. Policy	Its Nurses (family) Quarters for married staff nurse. Others stay in female resident quarters.
6	ICU: ABG Analyser is not available in ICCU, MICU, NICU/PICU. In SICU, It is not functional.	Purchase order has been sent to Haryana Medical Service Corporation Limited.	Purchase order enclosed.


Signature of Assessors



 AS
 21/3/18



Date


 Signature of Dean/Principal
 Director
 Haryana Medical College
 Nalhar, Mewat (Haryana)

7	Other deficiencies as pointed put in the assessment report.	NIL
---	---	-----

5. Clinical material:

Item	On Day of assessment		Remarks
O.P.D. attendance at 2.PM on first day	1356		
Casualty attendance (24 hrs. data)	87		
No of admissions	56		
No. of discharges	81		
Bed occupancy% at 10.00 AM on first day	98.86		
<u>Operative Work</u>			
No, of major surgical operations	20		
No. of minor surgical operations	72		
No. of normal deliveries	4		
No. of caesarian sections	1		
<u>Radiological Investigations</u> (No. of patients)	O.P. D	I.P.D	
X-ray	220	20	
Ultrasonography	52	37	
Barium, IVP etc.	1	1	
C.T. Scan	6	2	

Signature of Assessors


21/3/18


Date


Signature of Dean/Principal


21/3/18
Naihar, Meerut (Haryana)

Item	Day of assessment		Remarks
	O.P.D	I.P.D	
Laboratory Investigations - No. of Patients/samples			
Biochemistry	471	679	
Microbiology	181	30	
Serology	22	7	
Hematology	337	187	
Clinical pathology	379	211	
Histopathology	5	9	
Cytopathology	2	6	


Signature of Assessors


21/3/18


Date


Signature of Dean/Principal
Director
S.V.K.M. Govt. Medical College
Nalhar, Mewat (Haryana)

6. Medical College-Staff Strength:

Name of College:
 Number of students - PG Courses (Yes/No)
 Calculation Sheet (Date: 21 Mar 2018 _____)

Department	Designation	Requirement as per MSR (UG)	Additional faculty required for running PG courses (if any)	Total (UG + PG)	Accepted	Deficiency
Anatomy	Professor	1			1	
	Assoc. Prof.	1			2	
	Asstt. Prof.	1			2	
	Tutor	3			2	Deficiency of 1 tutor is compensated by 1 extra assistant prof
Physiology	Professor	1			1	
	Assoc. Prof.	1			3	
	Asstt. Prof.	1			0	Deficiency of 1 assistant prof is compensated by 1 extra associate prof
	Tutor	3			2	1
Biochemistry	Professor	1			1	
	Assoc. Prof.	1			2	
	Asstt. Prof.	1			1	

Signature of Assessors





Ass
21/3/18

Datta
Date

[Signature]
21/3/18
Signature of Dean/Principal
Director
Sri. K. M. ...
Nalhar, Mewar (Rajasthan)

Department	Designation	Requirement as per MSR (UG)	Additional faculty required for running PG courses (if any)	Total (UG + PG)	Accepted	Deficiency
	Tutor	3			4	
Pharmacology	Professor	1			1	
	Assoc. Prof.	1			1	
	Asstt. Prof.	1			1	
	Tutor	2			2	
Pathology	Professor	1			1	
	Assoc. Prof.	2			4	
	Asstt. Prof.	3			3	
	Tutor	4			5	
Microbiology	Professor	1			1	
	Assoc. Prof.	1			2	
	Asstt. Prof.	1			1	
	Tutor	3			4	
Forensic Medicine	Professor	1			NIL	
	Assoc. Prof.	0			2	
	Asstt. Prof.	1			NIL	Deficiency of 1 assistant prof is compensated by 1 extra associate prof
	Tutor	2			2	
	Statistician-Cum- Asstt. Prof.	1			1	
Community Medicine	Professor	1			1	
	Assoc. Prof.	2			1	
	Asstt. Prof.	2			5	
	Epidemio-Logist-Cum-Asstt. Prof.	1			1	
	Statistician-Cum- Asstt. Prof.	1			1	

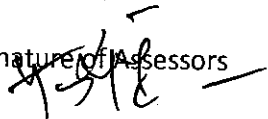
Signature of Assessors


Date
 21/3/18



Signature of Dean/Principal
 21/3/18
 Director
 Govt. Medical College
 Naihar, Meerut (U.P.)

Department	Designation	Requirement as per MSR (UG)	Additional faculty required for running PG courses (if any)	Total (UG + PG)	Accepted	Deficiency
	Tutor	3			3	
General Medicine	Professor	1			1	
	Assoc. Prof.	3			NIL	3
	Asstt. Prof.	4			3	1
	Sr. Resident	4			2	2
	Jr. Resident	8			13	
Paediatrics	Professor	1			1	
	Assoc. Prof.	1			3	
	Asstt. Prof.	2			NIL	Deficiency of 2 assistant prof is compensated by 2 extra associate prof
	Sr. Resident	2			2	
	Jr. Resident	4			8	
Tuberculosis & Respiratory Diseases	Professor	1			NIL	
	Assoc. Prof.	0			1	
	Asstt. Prof.	1			1	
	Sr. Resident	1			NIL	1
	Jr. Resident	2			5	
Dermatology, Venereology & Leprosy	Professor	0			NIL	
	Assoc. Prof.	1			1	
	Asstt. Prof.	1			NIL	1
	Sr. Resident	1			1	
	Jr. Resident	2			2	
Psychiatry	Professor	0			NIL	
	Assoc. Prof.	1			NIL	1

Signature of Assessors





Date

21/3/18 Director
Signature of Dean/Principal
Nalhar, Mewat (Haryana)

Department	Designation	Requirement as per MSR (UG)	Additional faculty required for running PG courses (if any)	Total (UG + PG)	Accepted	Deficiency
	Asstt. Prof.	1			1	
	Sr. Resident	1			1	
	Jr. Resident	2			2	
General Surgery	Professor	1			2	
	Assoc. Prof.	3			1	Deficiency of 1 associate prof is compensated by 1 extra prof. Deficiency 1
	Asstt. Prof.	4			2	2
	Sr. Resident	4			2	2
	Jr. Resident	8			10	
Orthopaedics	Professor	1			NIL	1
	Assoc. Prof.	1			2	
	Asstt. Prof.	2			2	
	Sr. Resident	2			2	
	Jr. Resident	4			7	
Oto-Rhino-Laryngology	Professor	1			1	
	Assoc. Prof.	1			NIL	1
	Asstt. Prof.	1			2	
	Sr. Resident	1			4	
	Jr. Resident	2			2	
Ophthalmology	Professor	1			1	
	Assoc. Prof.	1			2	
	Asstt. Prof.	1			1	
	Sr. Resident	1			3	
	Jr. Resident	2			1	Deficiency of 1

Signature of Assessors



 Ais
 21/3/18

Date




Signature of Dean/Principal

 21/3/18
 Director
 Signature of Dean/Principal
 Nathar, Mowat (Maryland)

Department	Designation	Requirement as per MSR (UG)	Additional faculty required for running PG courses (if any)	Total (UG + PG)	Accepted	Deficiency
						JR is compensated by 1 extra SR
Obstetrics & Gynaecology	Professor	1			1	
	Assoc. Prof.	1			1	
	Asstt. Prof.	2			2	
	Sr. Resident	2			2	
	Jr. Resident	4			10	
Anaesthesiology	Professor	1			1	
	Assoc. Prof.	2			5	
	Asstt. Prof.	4			NIL	Deficiency of 3 assistant prof is compensated by 3 extra associate prof. Deficiency 1
	Sr. Resident	3			2	1
	Jr. Resident	4			4	
Radio-Diagnosis	Professor	1			NIL	1
	Assoc. Prof.	1			NIL	1
	Asstt. Prof.	1			1	
	Sr. Resident	2			NIL	2
Dentistry	Professor	1			1	
	Assoc. Prof.	1			1	
	Asstt. Prof.	1			NIL	
	Tutor/JR	1			NIL	Deficiency of 1 JR is compensated

Signature of Assessors



 All
 21/3/18

Date



 21/3/18
 Signature of Dean/Principal
 S.H.K.M. Medical College
 Nalhar, Meerut (Uttar Pradesh)

Department	Designation	Requirement as per MSR (UG)	Additional faculty required for running PG courses (if any)	Total (UG + PG)	Accepted	Deficiency
						by 1 extra SR

Notes:**For purpose of working out the deficiency:**

(1) The deficiency of teaching faculty and Resident Doctors shall be counted separately.


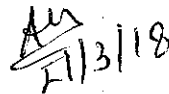
(A) For Teaching Faculty:

- (a) For calculating the deficiency of faculty, Prof., Assoc Prof., Asst. Prof & Tutor in respective departments shall be counted together.
- (b) Any excess teaching faculty in higher cadre can compensate the deficiency of lower cadre of the same department only.
- (c) Any excess teaching faculty of lower cadre/ category in any department cannot compensate the deficiency of any teaching faculty in the higher cadre/ category of the same department or any other department. e.g. excess of Assistant Professor cannot compensate the deficiency of Associate Professor or Professor.
- (d) Excess/ Extra teaching faculty of any department cannot compensate the deficiency of any teaching faculty in any other department.


(B) For Resident Doctors:

- (a) Excess of SR can be compensated to the deficiency of JR of the same department only.
- (b) Excess SR/JR of any department cannot compensate the deficiency of SR/JR in any other department.
- (c) Any excess of JR cannot compensate the deficiency of SR in same or any other department.

Signature of Assessors


Date



Director
Signature of Dean/Principal
Nathar, Meerut (Uttar Pradesh)


(d) Any excess/ extra teaching faculty of same or any other department cannot compensate the deficiency of SR/JR. e.g. excess of Assistant Professor cannot compensate the deficiency of SR or JR.
(2) A separate department of Dentistry/Dental faculty is not required where a dental college is available in same campus/city and run by the same management.
(3) Colleges running PG program require additional staff, beds & other requirements as per the PG Regulations - 2000.



7. Details of Faculty/Residents not counted/accepted.


nil

(Only faculty/residents who signed attendance sheet before 11:00 am on the first day of assessment should be verified. (In case of Junior Residents/Senior Residents on night duty, 12:00 noon.) No verification of Declaration forms should be done for the faculty/residents coming after 11:00 am of the first day of assessment)

Sr. No	Name	Designation	Department	Remarks/Reasons for Not Considering


Signature of Assessors



21/3/18

Date



21/3/18
Director
Signature of Dean/Principal
Nalhar, Meerut (Haryana)


8. 1) Deficiency of Teaching Faculty: 15 out of 106 (14.15 %)

2) Deficiency of Resident doctors: 8 out of 62 (12.9%)

9. Any other deficiency/remarks NIL


Signature of Assessors
Co-ordinator


Date
Mar 21, 2018


Director
Signature of Dean/Principal
S.H.K.M. Govt. Medical College
Naihar, Meerut (Haryana)

MEDICAL COUNCIL OF INDIA
ASSESSMENT FORM FOR 100 - MBBS ADMISSIONS REPORT
(INCREASE IN ADMISSION CAPACITY FROM _____ TO _____)

Dy. No = 148623
 dt. 13/12/17

Part A-II (2018-19)
(to be filled by the Assessors)

1.1 Type of Assessment

U/S 10A-regular/compliance: Letter of Permission (), 1st renewal (), 2nd renewal (), 3rd renewal (), 4th renewal ()

U/S 10A- Increase Admission Capacity: Regular/Compliance: Letter of Permission (), 1st renewal (), 2nd renewal (), 3rd renewal (), 4th renewal ()


U/S 11- Recognition - Regular/Compliance—U/S 11(2)

Continuation of Recognition - Regular / Compliance


Any Other: _____


Name of the Institution	:	Shaheed Hasan Khan Mewati Government Medical College Nalhar
Address	:	Village Nalhar Post Office Nuh, District Mewat, Haryana 122107
Telephone No.	:	01267-282007
E-mail	:	directorgmcmewat@gmail.com
Council Letter No & Date	:	MCI-34(41)(UG)(Recg-9)/2017-Med./11.12.2017

Date: 13/12/2017


 Dr. S.S. Saiyad


 Dr. Mamatha K.R.


 Dr. G.V. Thakur


 Signatures of Dean/Principal




Assessment Date:	12 & 13 Dec. 2017	Last Assessment Date :	27.11.2017
PG Courses	:	No	


Particulars of Assessors

Name of the Assessors	Correspondence Address	Contact No	Email
Dr. S.S Saiyad Professor Anatomy,.	Department of Anatomy, GMERS medical college, Gandhinagar, Gujarat.	09898861099, 07567369056	drsssaiyad@gmail.com
Dr. Mamatha K.R. Professor Pharmacology.	Department of Pharmacology, Bangalore Medical College & Research Institute.	09448508992	mamthashekar67@yahoo.com
Dr. Girish Vithalrao Thakur Professor & HOD ENT/ Otorhinolaryngology.	Department of ENT/ Otorhinolaryngology Govt. Medical College, Latur, Maharashtra.	09767994455	drgrisht@ymail.com

Date: 13/12/2017



Dr. S.S. Saiyad



Dr. Mamatha K.R.



Dr. G.V. Thakur



Signatures of Dean/Principal



1.2. The College has following


The campus plot is.	unitary
Building Plan approval from the competent authority.	Name-NCR Planning board-No.-I-12013(6)/HNA (Med. college)/ 2009-10 Date 06-07-2009
Building Use/ Occupancy Certificate from the competent authority.	Name-NCR Planning board-No.-I-12013(6)/HNA (Med. college)/ 2009-10 Date 06-07-2009

1.3 **Dean/Principal:** Dr. Sansar Chand Sharma , M.D.,/M.S. with 33 years of teaching experience - 11 yrs of Professor & 14 yrs of experience of Asso Prof , 5 years as Reader and 5 years as Assistant Professor . He is also holding the post of Professor in the Department of Orthopaedics.

Dean Office is located in administrative block of the college/building along with the administrative block. Adequate space (as per MSR guidelines by MCI) and other required facilities (as given in the table below) are provided to the administrative staff.

Office Space Requirement	Requirement Space (mts)	Available
Dean/Principal Office	36	YES
Staff Room	54	YES
College Council Room	80	YES


Date: 13/12/2017




Dr. S.S. Saiyad



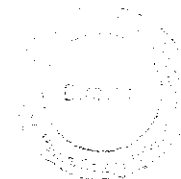
Dr. Mamatha K.R.



Dr. G.V. Thakur




Signatures of Dean/Principal



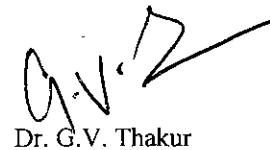
1.4 Medical Education Unit (MEU): Annexure-I

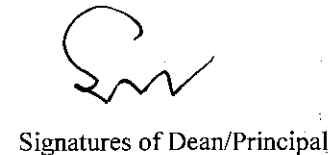
Available as per Regulations	:	Yes
Name of the MEU coordinator	:	Dr Anuradha Iyer Professor and Head Physiology
Name, Designation & Experience of affiliated faculty	:	Dr Puja Associate Professor Pathology Dr Pawan Kumar Goel Professor Community Medicine Dr Ashok Kumar Associate Professor ENT Dr Neetu Arora Associate Professor Anatomy Dr Vinod Bhardwaj Associate Professor Pharmacology Dr Naresh Associate Professor Physiology Dr Sibadutta Das Associate Professor Physiology Dr Saim Hasan Assistant Professor Anatomy Dr Gini Garima Assistant Professor Biochemistry Dr Indu Bhushan Dubey Assistant Professor Surgery
Name of the MCI Regional (Nodal) Centre where above training has been undertaken	:	Maulana Azad Medical College, New Delhi
Details of the Orientation programme and Basic Course Workshop undergone by MEU(No. of programmes organized during Academic year, No. of People attended, proceedings (to be verified at the time of assessment)	:	Annexure-I
Date/s of the above workshops	:	15-19 March 2011, 18-20 Sept 2013, 19-22 Nov 2013
Details & Duration of Workshops in Medical Education Technology conducted by MEU	:	Annexure-I
Details of faculty who have undergone basic course workshop in	:	Annexure-I

Date: 13/12/2017


 Dr. S.S. Saiyad


 Dr. Manmatha K.R.


 Dr. G.V. Thakur


 Signatures of Dean/Principal



Medical Education Technology at the allocated MCI Regional Centre	
Details of faculty who have undergone advanced course workshop in Medical Education Technology at the allocated MCI Regional Centre	Annexure-I
Feedback evaluation of workshops and action taken reports on the basis of feedback obtained	: Annexure-I

1.5 Continuing Medical Education : Annexure No.: II


No and Details of CMEs/workshop organized by the college held in the past 1 year	: 31
Details of the credit hours awarded for the past one year	Annexure No.: II

1.6 College Council : Annexure No.: III

Name, designation, contact no. and address of the President & Secretary.	: President: Dr Sansar Chand Sharma, Director Secretary: Dr Yamini Professor Surgery
Composition of the Council (HODs as members & Principal / Dean as chairperson)	Annexure no: III
No. of times the College Council meets per year (min 4)	: 6



Dr. S.S. Saiyad



Dr. Mamatha K.R.



Dr. G.V. Thakur



Signatures of Dean/Principal



Details of college Council meetings where students Welfare was discussed and Action taken report (details / comments in annexure III)	Annexure no: III
---	------------------

- 1.7 **Pharmacovigilance Committee:** Present Annexure-IV
No of meeting in the previous yrs. 2 (year 2016) (Minutes to be checked) Annexure No.: IV


1.8 **Examination Hall:**

Requirement	Available
No - 1 Area - 250 Sq. mt. Capacity - 250	AVAILABLE

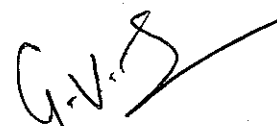
1.9 **Lecture Theatres:**


	Medical college		Hospital		Comments
	Req	Available	Req	Available	
Number	4	Available	1	Available	
Capacity	120	Available	150	150	
Type (Gallery)	Yes		Yes		
A.V. Aids	Yes		Yes		

Date: 13/12/2017


Dr. S.S. Saiyad


Dr. Mamatha K.R.


Dr. G.V. Thakur


Signatures of Dean/Principal



1.10 Library

Air-conditioned - Yes

Working Hours: 9am to 9pm

a. Stack room : Available


b. Reading room : Available

	Required	Available	Remarks
Area	1600 Sq.m.	1800 Sq.m.	
Student Reading Room (Inside)	100 Capacity	120 Capacity	
Student Reading Room (Outside)	100 Capacity	120 Capacity	
Staff Reading Room	20 Persons	20 Persons	
Room for Resident/PG reading room	Yes	Yes	
Particulars	Required Nos.	Available Nos.	Remarks
No of Books	7000	8235	
Journals (Indian)	70	70	
Journals (Foreign)	30	30	
Internet Nodes	25	25	


1.11 Common Room for Boys & Girls

	Area Required Sq. Mt.	Available Area Sq. Mt.	Toilet - Attached Y/N
Boys	100	100	N
Girls	100	100	N


Date: 13/12/2017



Dr. S.S. Saiyad




Dr. Mamatha K.R.



Dr. G.V. Thakur



Signatures of Dean/Principal





1.12 Central Photography Section: Available Yes
 Staff Yes: Three (03)
 Equipments Yes: Adequate


1.13 Hostel: Location - Within campus


Hostel Category	Required Capacity	Available Capacity (No Rooms X capacity of each room = Total capacity)	Furnished (Y/N)	Toilet Facility Adequate/ Inadequate	Mess (Y/N)	Hygiene of Hostel campus Y/N	Visitor room, AC Study room with internet & Computer, Recreation room with TV, Music, Indoor Games Y/N	Remarks
UG Students @ 75% Capacity	375	153x 2=306 36x2=72 Total capacity=378	Yes	Adequate	Yes	Yes	Yes	
Interns @ 100% Capacity	100	100	Yes	Adequate	Yes	Yes	Yes	
Resident @ 100% Capacity including PG	67	72 capacity (Quarter type)	Yes	Adequate	Yes	Yes	No	
Nurses @ 20% Capacity	48	48 (quarter type E & type D)	No	Adequate	Yes	Yes	No	

Date: 13/12/2017


 Dr. S.S. Saiyad


 Dr. Mamatha K.R.


 Dr. G.V. Thakur


 Signatures of Dean/Principal



Residential Quarters:


Category	Required Nos.	Available Nos.	Remarks
Teaching Staff @ 20% Capacity	21	128	
Non-Teaching Staff @ 20% Capacity	36	686	

1:14 Recreational Facilities:

Outdoor games	Yes
Play field/s	Yes
Type of games	Volleyball, Football
Indoor games facilities	Yes, Table tennis, Carom
Gymnasium	Available.

1.15 Gender Harassment Committee -: Yes (Documents to be seen at the time of assessment) Annexure no: V


Date: 13/12/2017



Dr. S.S. Saiyad



Dr. Mamatha K.R.



Dr. G.V. Thakur



Signatures of Dean/Principal

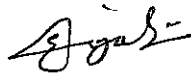
TEACHING HOSPITAL

2.1 Name of the Hospital: Shaheed Hasan Khan Mewati
Owned by: Government/Trust/Society/Company

2.2 Name of the Medical Superintendent: Dr. Yamini, MS (General Surgery), with 10 years administrative experience.

	Space Requirement	Availability
Medical Supdt's Office	36 sq. mt.	48 sq mtr
Administrative Office	150 sq. mt	198 sq mtr

Date: 13/12/2017



Dr. S.S. Saiyad



Dr. Mamatha K.R.



Dr. G.V. Thakur




Signatures of Dean/Principal




2.3 Teaching and other facilities :


OPD Timings	:	9 A.M. to 4 P.M.
Separate Registration areas for male/female patients available	:	Yes
Separate Registration counters for OPD/IPD	:	Available
Are the Registration counters computerized	:	Yes
Staff for registration center	:	adequate (on the basis of OPD attendance)
Waiting areas for above patients available	:	Yes
No. of rooms for examination of patients available	:	Yes.
Capacity of teaching area in each department	:	Yes
Enquiry Desk	:	Yes


Date: 13/12/2017


Dr. S.S. Saiyad


Dr. Mamatha K.R.


Dr. G.V. Thakur



Signatures of Dean/Principal



2.4 Facilities available in OPD

-Medicine Injection room - Male - Female	Yes Yes	E.C.G. Room	Yes
Surgery Dressing room - - Male - Female	Yes Yes	Minor OT	Yes
Orthopaedics Plaster room Dressing room - - Male - Female	Yes Yes Yes	Plaster cutting room	Yes
Ophthalmology	Refraction Rooms Dark Rooms Dressing Rooms / Minor Procedure Room		Yes Yes Yes
ENT	Audiometry (AC & Sound proof) Speech Therapy		Yes Yes
Pediatrics	Child Welfare Clinic Immunisation Clinic Child Rehabilitation Clinic		Yes Yes Yes Yes
OBS & GYN	Antenatal Clinic Sterility Clinic Family Welfare Clinic Cancer Detection Clinic		Yes Yes Yes Yes


Date: 13/12/2017



Dr. S.S. Saiyad




Dr. Mamatha K.R.



Dr. G.V. Thakur



Signatures of Dean/Principal



2.5 Total Number Of Teaching Beds 500 & Admitted Patients 403 - Distance between two beds should be 1.5 m.


Teaching Hospitals in Campus with Total Beds: 570.


Teaching Hospitals in Outside the Campus (_____ Kms. from the campus) with Total Beds _____.


Department	Ward Nos.	Beds Required	Total Beds Available	Facilities Available in Each Ward						Remarks
				Nursing Station Y/N	Exam/Treat Room Y/N	Pantry Y/N	Store Room Y/N	Duty Room Y/N	Demo Room (25 Capacity) Y/N	
Gen. Medicine		120	120	Y	Y	Y	Y	Y	Y	
Pediatrics		60	60	Y	Y	Y	Y	Y	Y	
TB & Respiratory Medicine		10	10	Y	Y	Y	Y	Y	Y	
Psychiatry		10	10	Y	Y	Y	Y	Y	Y	
Dermatology		10	10	Y	Y	Y	Y	Y	Y	
Gen. Surgery		120	120	Y	Y	Y	Y	Y	Y	
Orthopedics		60	60	Y	Y	Y	Y	Y	Y	
Ophthalmology		10	10	Y	Y	Y	Y	Y	Y	
ENT		10	10	Y	Y	Y	Y	Y	Y	
OB & GYN		60	60	Y	Y	Y	Y	Y	Y	
Total		470	470	Y	Y	Y	Y	Y	Y	


2.6 Clinical material (*Random verification to be done by the Assessor).


Date: 13/12/2017


Dr. S.S. Saiyad


Dr. Mamatha K.R.


Dr. G.V. Thakur



Signatures of Dean/Principal




Assessor should randomly verify the monthly data and fill accordingly in the daily average columns, specifying the months



Item	On Day of assessment		Remarks
O.P.D. attendance at 2.00 PM On first day	1037		
Casualty attendance (24 hrs. data)	81		
No of admissions	51		
No. of discharges	49		
Bed occupancy% at 10.00AM on first day	91.20%		
<u>Operative Work</u>			
No, of major surgical operations	22		
No. of minor surgical operations	82		
No. of normal deliveries	03		
No. of caesarian sections	02		
<u>Radiological Investigations</u>	O.P. D	I.P.D	
X-ray	135	40	
Ultrasonography	12	10	
Barium, IVP	01	02	
C.T. Scan	03	06	

Date: 13/12/2017


Dr. S.S. Saiyad


Dr. Mamatha K.R.


Dr. G.V. Thakur

 
Signatures of Dean/Principal

Item	Day of assessment		Remarks
	O.P. D	I.P.D	
Laboratory Investigations - No. of Tests			
Biochemistry	506	497	
Microbiology	125	30	
Serology	11	8	
Hematology	259	135	
Histopathology	2	7	
Cytopathology	6	2	

2.7 Medical Record Section:


Manual / Computerized Computerized

ICD X classification of diseases followed for indexing : yes

Date: 13/12/2017



Dr. S.S. Saiyad




Dr. Mamatha K.R.



Dr. G.V. Thakur



Signatures of Dean/Principal



2.8 Central casualty services :

No of Beds: Required: 20 Available: 40

- Number of doctors posted / Shift : 1/shift, Total 4

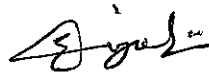
CMO - Required: ----Available: 4


- Number of nurses posted / Shift: 3/shift, Total 14


- Separate casualty for OBGY cases: available, if yes No. of beds 10


Equipment	Availability Y/N	Number
Central Oxygen & suction facility	Y	40 Nodes
Pulse oximeter	Y	20
Ambu bag	Y	4
Disaster trolley	Y	4
Crash Cart	Y	4
Emergency Drug Tray	Y	4
Defibrillator	Y	1
Ventilator	Y (Portable)	2
X-ray Unit - (Mobile)	Yes	1
Minor OT	Y	1

Date: 13/12/2017


 Dr. S.S. Saiyad


 Dr. Mamatha K.R.


 Dr. G.V. Thakur


 Signatures of Dean/Principal


2.9 Clinical Laboratories

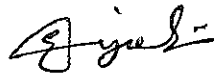
Central Clinical Laboratory: Under control of department of : Pathology.

Separate sections for pathology, microbiology, hematology & biochemistry: **Available.**


2.10 Operation theatres

Type	Requirement	Available	Remarks
Major	7	08	
Minor	2	02	

Date: 13/12/2017



Dr. S.S. Saiyad



Dr. Mamatha K.R.



Dr. G.V. Thakur



Signatures of Dean/Principal




2.11 Equipment available in O. T. Block (Specify numbers)


<u>Dept</u>	Theatres Nos.	A/C Y/N	Central Oxy/ Nitrous Oxide Y/N	Anesthesia Machine Y/N	Multipara Monitor with Capnograph Y/N	Defibrillators Y/N	Infusion Pumps Y/N	Remarks
Gen Surgery	02	Y	Y	Y	Y	Y	Y	
ENT	01	Y	Y	Y	Y	Y	Y	
Ophthal	01	Y	Y	Y	Y	Y	Y	
Ortho	01	Y	Y	Y	Y	Y	Y	
OBS & GYN	01	Y	Y	Y	Y	Y	Y	
Emergency	01	Y	Y	Y	Y	Y	Y	
Septic	01	Y	N	Y	Y	Y	Y	

Pre-Anaesthetic/Pre-operative Beds : Available: 07 Post Operative Recovery room beds : Available: 08

Date: 13/12/2017



Dr. S.S. Saiyad



Dr. Mamatha K.R.



Dr. G.V. Thakur



Signatures of Dean/Principal




2.12 Intensive Care: Following intensive areas are available -


Type	Beds (Required)	Beds (Available)	Patients on day of assessment	AC Y/N	Central Oxygen/Suction Y/N	Major Equipment (Monitor, Ventilator, ABG, Pulse Oximeter etc.) Y/N	Remarks if any
ICCU	5	<u>5</u>	<u>4</u>	<u>Y</u>	<u>Y</u>	<u>Y</u>	No ABG machine is available
ICU	5	<u>5</u>	<u>5</u>	<u>Y</u>	<u>Y</u>	<u>Y</u>	No ABG machine is available
SICU	5	<u>5</u>	<u>3</u>	<u>Y</u>	<u>Y</u>	<u>Y</u>	ABG machine is available but not functional
NICU/PICU	5	<u>7/8</u>	<u>4/4</u>	<u>Y</u>	<u>Y</u>	<u>Y</u>	No ABG machine is available


2.13 Labour Room


Rooms	Beds	Remarks
Clean Cases	16	
Septic Cases	02	
Eclampsia	02	


Date: 13/12/2017


Dr. S.S. Saiyad


Dr. Mamatha K.R.


Dr. G.V. Thakur


Signatures of Dean/Principal





2.14 Radiological Facilities:


Equipment	Required no.	Available no.	AERB Approval Y/N	Functional Status at the time of assessment Y/N	Remarks if any
Mobile X Ray 60 mA 100 mA	<u>2</u> <u>2</u>	00 05	Y	Y	
Static X Ray 300 mA 600mA 800/1000 mA	<u>2</u> <u>2</u> <u>1 IITV</u>	500mA-02 00 800mA-02 1000mA-01	Y Y	Y	
CT Spiral Minimum 16 slice	<u>1</u>	01	Y	Y	


Equipment	Required no.	Available no.	PNDT Approval Y/N	Functional Status at the time of assessment Y/N	Remarks if any
USG	<u>3</u>	06	Y	Y	


Date: 13/12/2017


Dr. S.S. Saiyad


Dr. Mamatha K.R.


Dr. G.V. Thakur


Signatures of Dean/Principal



2.15 Blood Bank:

Available and functional: Yes

Number of units dispensed in a day: 15

Number of units stored on day of assessment: 152

License valid up to: 30/07/2018 (LICENCE NUMBER AND COPY TO BE APPENDED AS ANNEXURE-VI)

Blood Separation Facility - Not available

2.16 Pharmacy: Pharmacist/Staff available: List to be included

- No. of sub-stores located in different parts of hospital: 10

2.17 Central sterilization Department:

- Timings 24 hrs & Shifts: Three
- Equipment: Horizontal autoclaves 02 / Vertical autoclaves 07, ETO Sterilisers: 01 No..
- Separate receiving and distribution points - Yes.

2.18 Intercom: Available: yes


No. of incoming lines 2 PRI No. of extension lines: 200

2.19 Central laundry/Alternative Arrangements:

In House: Yes

Type of Laundry: Mechanized

Date: 13/12/2017



Dr. S.S. Saiyad



Dr. Mamatha K.R.



Dr. G.V. Thakur



Signatures of Dean/Principal



2.20 Kitchen/ Alternative Arrangements

- ~~In-House~~/ Outsourced
- Food free of charge: yes Number of patients: For all indoor patients
- Provision of special diet: yes
- Services of a nutritionist/ dietician: available

2.21 Total no. of Canteens: For staff: 1, For students: 1


2.22 Arrangements for Biomedical Waste Management. Annexure No.: VII (MOU)

- Outsourced/~~in-house~~ : (if outsourced, append MOU) (If in-house, please specify details of facilities available)


2.23 Central Research Lab:

- Available - Yes
- Facilities - Adequate
- Research Projects:
 - Completed Nos: 22
 - Ongoing Nos: 28

Date: 13/12/2017




Dr. S.S. Saiyad



Dr. Mamatha K.R.



Dr. G.V. Thakur




Signatures of Dean/Principal


2.24 Nursing and Paramedical staff :


Nursing staff:	No of Beds: 470	
	Required Nos.	Available Nos.
Staff Nurses	203	198
Sister Incharge	33	33
ANS	7	7
DNS	3	3
Nursing Suptd	1	1
Total	247	242


Paramedical And Non teaching staff	Required Nos.	Available Nos.
		179

Date: 13/12/2017


Dr. S.S. Saiyad


Dr. Mamatha K.R.


Dr. G.V. Thakur


Signatures of Dean/Principal



MEDICAL COLLEGE


3.1 College Website:

Sr. No.	Details of information	Yes/No
1.	Dean, Principal & M.S.	YES
2.	Staff-Teaching	YES
3.	Affiliated university and its VC & Registrar.	YES
4.	Citizen Charter	YES
5.	List of students admitted category wise (UG & PG) in current and previous year.	YES
6.	Results of all examinations in previous year.	YES
7.	Details of members of the Anti Ragging Committee Members with contact details including landline Ph. mobile, email etc..	YES
8.	Details of members of the Gender Harassment Committee Members with contact details including landline Ph. mobile, email etc..	YES
9.	Toll free number to report ragging.	YES


3.2 Teaching Programme:


Didactic teaching	Yes
Demonstration	Yes
Integrated teaching (Horizontal/Vertical teaching)	Yes
Clinical posting	Yes
Clinical Pathological Conference	Yes
Grand Rounds	Yes
Statistical Meeting	Yes
Seminars	Yes

Date: 13/12/2017


Dr. S.S. Saiyad


Dr. Mamatha K.R.


Dr. G.V. Thakur


Signatures of Dean/Principal




Teaching Facilities:


3.3 Anatomy

Required	Available	Required	Available
Demonstration Room/s • No 02 • Capacity - 75 to 100 students	02 AC 75	AV Aids:	Available
• Histology practical Laboratory • Number of Lab seats 60 • Number of microscopes 60 • Dissection Microscopes 05	Available 75 90 05	Museum: 25 seating capacity • Mounted specimens • Models - Wet & Dry • Bone Sets - Articulated-___ & Disarticulated- ___ • MRI & CT	60 sitting capacity 130 wet 50 + 100 08 25 15+15
Dissection Hall		Number of cadavers - ___	04 at present
Number of dissection tables - 15+5 (Half Standard Size)	15+15 small		
Cold store / cooling chambers -Bodies	4*2=08 capacity Chambers Electric cooling	Storage tank - 03	02 tanks: 02 large with 5-7 bodies 01 small for dissected parts
Embalming room	Available	Band saw	02 in working condition
Lockers -	168	Departmental Library- (80-100 Books.)	88 books available

Adequate exhaust, light, water supply and drainage facilities - Available.



Dr. S.S. Saiyad



Dr. Mamatha K.R.



Dr. G.V. Thakur




Signatures of Dean/Principal


3.4 Physiology

Required	Available	Required	Available
Demonstration Room/s • No - One • Capacity - 60	01 75 students capacity	AV Aids:	Multimedia (electronic OHP, LCD projector smart board, desktop)
Mammalian laboratory - 1	01	Haematology laboratory	01
Amphibian Lab-1	01		
Departmental Library - 80-100 Books	88 books available	Clinical Physiology	01
Preparation rooms -	Available		

Date: 13/12/2017




Dr. S.S. Saiyad



Dr. Mamatha K.R.



Dr. G.V. Thakur




Signatures of Dean/Principal


3.5 Biochemistry

Required	Available	Required	Available
Demonstration Room/s • No- 01 • Capacity - 60-75	01 75	AV Aids:	Desktop Digital OHP Smart board LCD Projector
Number of practical laboratory/ies -	UG-01 Research lab-01 Clinical lab- 01	Library / Seminar rooms - 80-100 Books	Separate rooms available 88 Books
Number of Lab seats - 50	60		


Date: 13/12/2017



Dr. S.S. Saiyad




Dr. Mamatha K.R.



Dr. G.V. Thakur



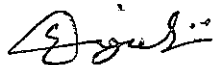
Signatures of Dean/Principal





3.6 Pathology


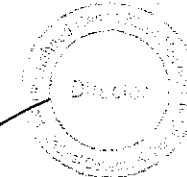
Required	Available	Required	Available
Demonstration Room/s • No - 01 • Capacity - 60-75	01 75	AV Aids:	Desktop Digital OHP Smart board LCD Projector
Practical labs - • Morbid Anatomy/Histopath./ Cytology -02 • Microscopes • Clinical Pathology/Hematology - - Microscopes	02 (Histopath & cytology lab available) 65 binocular 13	Museum: 2, Seating Capacity-02/ 25 students Specimens: • Mounted • Unmounted • Catalogues	02 25x 02 sitting capacity 150 100 10
Departmental library - 80-100 Books	200 books		

Date: 13/12/2017


 Dr. S.S. Saiyad


 Dr. Mamatha K.R.


 Dr. G.V. Thakur



 Signatures of Dean/Principal


3.7 Microbiology


Required	Available	Required	Available
Demonstration Room/s • No - 01 • Capacity - 65-70students	01 75	AV Aids:	Desktop Digital OHP Smart board LCD Projector
Number of practical laboratory/ies - 1	02	Media preparation facility Autoclaving, Washing and drawing room	Yes Separate rooms for each available
Number of Lab seats - 60	75		
Number of microscopes/laboratory - 55	61		
Number of service laboratories - 7	07	Museum: Specimen, Charts, Models & Catalogue seating capacity- ____	Yes 25/33/05/20 65 sitting capacity
Departmental library - 80-100 Books,	94 Books		


3.8 Pharmacology


Required	Available	Required	Available
Demonstration Room/s • No -01 • Capacity - _____ students	01 75	AV Aids:	Desktop Digital OHP Smart board LCD Projector
Experimental Pharmacology	Available	Museum: _____ seating capacity	01
Clinical pharmacology/pharmacy	Available	• Specimens	106

Date: 13/12/2017


 Dr. S.S. Saiyad


 Dr. Mamatha K.R.


 Dr. G.V. Thakur

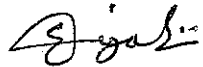

 Signatures of Dean/Principal


Departmental Library - 80-100 Books	80 Books	<ul style="list-style-type: none"> • Charts • Models • History of Medicine • Catalogues 	184
			03
			50
			10


3.9 Forensic Medicine


Required	Available	Required	Available
Demonstration Room/s <ul style="list-style-type: none"> • No - 01 • Capacity - 50-60 students 	01 75 students	AV Aids:	Desktop Digital OHP Smart board LCD Projector
Forensic histopathology, Serology, Anthropology & Toxicology - for examination of specimen ,tests	Histo and sero shared with patho and micro rest available	Museum : <ul style="list-style-type: none"> • Medico-Legal Specimens • Charts • Prototype fire arms • Slides • Poisons • Photographs • Catalogues 	58 100 100 10 100 35 15
Autopsy room - 1 Location - In/Near hospital in a separate structure.	01 in the College building near hospital		
Cold storage -	Yes (18 bodies cap.)		
Departmental library - 80-100 Books	80 books		

Date: 13/12/2017


Dr. S.S. Saiyad


Dr. Mamatha K.R.



Dr. G.V. Thakur



Signatures of Dean/Principal


3.10 Community Medicine



Required	Available	Required	Available
Demonstration Room/s • No - 01 • Capacity - 50-60 students	01 75	AV Aids:	Epidiascope, LCD etc.
Museum: • Charts • Models • Specimens • Catalogues	35 90 10 10	Practical lab	Available
Departmental Library - 80-100 Books	101 books		

Date: 13/12/2017


 Dr. S.S. Saiyad


 Dr. Mamatha K.R.


 Dr. G.V. Thakur


 Signatures of Dean/Principal
 


3.11 Health Centers (Department of Community Medicine)
 RHTC: Nagina (place) 26 Kms (Distance from the college)

Population covered by the RHTC	79840
It is affiliated to College Yes/No	Yes
Students and interns posted in batches of ____ throughout the year	25 (only students)
Separate blocks for accommodating boys in ____ rooms having ____ beds. Girls ____ rooms having ____ beds.	Separate blocks for accommodating boys in <u>02</u> rooms having <u>10</u> beds. Girls <u>01</u> rooms having <u>05</u> beds.
Facilities for cooking & dining - Yes/No	Available
Daily OPD	110
Specialist visits if any	ENT, Ophthalmology & Skin dept visit once in a month
Cold chain equipment available	Yes: ILR (02) Deep freezer (01)
Survey/MCH/Immunization/FP registers	Yes - Updated
Activities under the National Health Programmes	Regular activities under the National Health Programmes

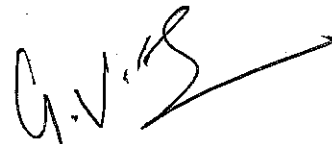
Date: 13/12/2017



Dr. S.S. Saiyad



Dr. Mamatha K.R.



Dr. G.V. Thakur



Signatures of Dean/Principal




3.12 Details of U.H.T.C.: Nuh Place: 03 Kms Distance from college


Population covered by the UHC	123774
It is affiliated to College Yes/No	Yes
Students and interns posted in batches of	25 (only students)
Daily OPD	250
Survey/MCH/Immunization/FP registers	Yes - Updated
Specialist visits if any	ENT, Ophthalmology & Skin dept visit once in a month
Deficiency if any	No


3.13 CONDUCT OF III MBBS EXAMINATION *(only for recognition under 11(2)) Exam inspection was on 27.11.2017*


- University which conducts Examination: Pandit Bhagwat Dayal Sharma University of Health Sciences, Rohtak
- No. of Candidates appeared in Examination: Ninty one (91)
- The III MBBS examination (Part-II) was conducted satisfactorily: **yes/no**
- Centre for written/practical examination: _____
- Was the standard sufficient for MBBS Examination as required by Regulations of the Medical Council of India? _____


Date: 13/12/2017


Dr. S.S. Saiyad


Dr. Mamatha K.R.


Dr. G.V. Thakur


Signatures of Dean/Principal




3.14


Medical College-Staff Strength:**Name of College: Shaheed Hasan Khan Mewati Government Medical College, Nalhar, NUH (HARYANA)****Number of students - PG Courses (No)****Calculation Sheet (Date: 13-12-2017)**


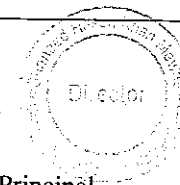
Department	Designation	Requirement as per MSR (UG)	Additional faculty required for running PG courses (if any)	Total (UG + PG)	Accepted	Deficiency
Anatomy	Professor	1	-	1	1	NIL
	Assoc. Prof.	1	-	1	2	
	Asstt.Prof.	1	-	1	2	
	Tutor	3	-	3	4	
Physiology	Professor	1	-	1	1	NIL
	Assoc. Prof.	1	-	1	3	
	Asstt.Prof.	1	-	1	0	
	Tutor	3	-	3	2	
Biochemistry	Professor	1	-	1	1	NIL
	Assoc. Prof.	1	-	1	2	
	Asstt.Prof.	1	-	1	-	
	Tutor	3	-	3	3	
Pharmacology	Professor	1	-	1	1	NIL
	Assoc. Prof.	1	-	1	1	
	Asstt.Prof.	1	-	1	1	
	Tutor	2	-	2	3	

Date: 13/12/2017



 Dr. S.S. Saiyad


 Dr. Mamatha K.R.


 Dr. G.V. Thakur


 Signatures of Dean/Principal


Department	Designation	Requirement as per MSR (UG)	Additional faculty required for running PG courses (if any)	Total (UG + PG)	Accepted	Deficiency
Pathology	Professor	1	-	1	1	NIL
	Assoc. Prof.	2	-	2	4	
	Asstt.Prof.	3	-	3	4	
	Tutor	4	-	4	3	
Microbiology	Professor	1	-	1	1	NIL
	Assoc. Prof.	1	-	1	1	
	Asstt.Prof.	1	-	1	2	
	Tutor	3	-	3	3	
Forensic Medicine	Professor	1	-	1	0	01- Prof.
	Assoc. Prof.	0	-	0	1	
	Asstt.Prof.	1	-	1	1	
	Tutor	2	-	2	2	
Community Medicine	Professor	1	-	1	1	01
	Assoc. Prof.	2	-	2	1	
	Asstt.Prof.	2	-	2	5	
	Epidemio-Logist-Cum-Asstt.Prof.	1	-	1	1	
	Statistician-Cum-Tutor	1	-	1	1	
	Tutor	3	-	3	3	
General Medicine	Professor	1	-	1	1	3 1 2
	Assoc. Prof.	3	-	3	0	
	Asstt.Prof.	4	-	4	3	
	Sr. Resident	4	-	4	2	
	Jr. Resident	8	-	8	8	
Paediatrics	Professor	1	-	1	0	1
	Assoc. Prof.	1	-	1	2	



Dr. S.S. Saiyad



Dr. Manatha K.R.



Dr. G.V. Thakur




Signatures of Dean/Principal

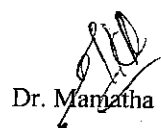


Department	Designation	Requirement as per MSR (UG)	Additional faculty required for running PG courses (if any)	Total (UG + PG)	Accepted	Deficiency
	Asstt.Prof.	2	-	2	0	1
	Sr. Resident	2	-	2	01	1
	Jr. Resident	4	-	4	5	
Tuberculosis & Respiratory Diseases	Professor	1	-	1	0	1
	Assoc. Prof.	0	-	0	0	
	Asstt.Prof.	1	-	1	1	
	Sr. Resident	1	-	1	0	1
	Jr. Resident	1	-	1	2	
Dermatology, Venereology & Leprosy	Professor	0	-	0	0	
	Assoc. Prof.	1	-	1	0	1
	Asstt.Prof.	1	-	1	1	
	Sr. Resident	1	-	1	1	
	Jr. Resident	1	-	1	2	
Psychiatry	Professor	0	-	0	0	
	Assoc. Prof.	1	-	1	0	1
	Asstt.Prof.	1	-	1	0	1
	Sr. Resident	1	-	1	1	
	Jr. Resident	1	-	1	2	
General Surgery	Professor	1	-	1	2	
	Assoc. Prof.	3	-	3	0	2
	Asstt.Prof.	4	-	4	3	1
	Sr. Resident	4	-	4	1	3
	Jr. Resident	8	-	8	8	
Orthopaedics	Professor	1	-	1	1	NIL
	Assoc. Prof.	1	-	1	2	
	Asstt.Prof.	2	-	2	1	
	Sr. Resident	2	-	2	3	

Date: 13/12/2017



Dr. S.S. Saiyad




Dr. Mamatha K.R.



Dr. G.V. Thakur

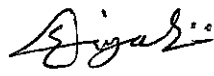


Signatures of Dean/Principal





Department	Designation	Requirement as per MSR (UG)	Additional faculty required for running PG courses (if any)	Total (UG + PG)	Accepted	Deficiency
	Jr. Resident	4	-	4	4	
Oto-Rhino-Laryngology	Professor	1	-	1	1	01 Assoc. Prof.
	Assoc. Prof.	1	-	1	0	
	Asstt.Prof.	1	-	1	1	
	Sr. Resident	1	-	1	3	
	Jr. Resident	1	-	1	0	
Ophthalmology	Professor	1	-	1	1	Nil
	Assoc. Prof.	1	-	1	2	
	Asstt.Prof.	1	-	1	3	
	Sr. Resident	1	-	1	2	
	Jr. Resident	1	-	1	1	
Obstetrics & Gynaecology	Professor	1	-	1	1	Nil
	Assoc. Prof.	1	-	1	2	Nil
	Asstt.Prof.	2	-	2	1	Nil
	Sr. Resident	2	-	2	2	Nil
	Jr. Resident	4	-	4	4	Nil
Anaesthesiology	Professor	1	-	1	1	
	Assoc. Prof.	2	-	2	3	
	Asstt.Prof.	4	-	4	2	1 Asst. Prof.
	Sr. Resident	3	-	3	1	02
	Jr. Resident	4	-	4	4	
Radio-Diagnosis	Professor	1	-	1	0	1 Professor
	Assoc. Prof.	1	-	1	0	1 Assoc. Prof.
	Asstt.Prof.	1	-	1	1	
	Sr. Resident	2	-	2	0	2 Sr. Resident
Dentistry	Professor	1	-	1	1	
	Assoc. Prof.	1	-	1	1	

Date: 13/12/2017


Dr. S.S. Saiyad


Dr. Manmatha K.R.


Dr. G.V. Thakur


Signatures of Dean/Principal

Department	Designation	Requirement as per MSR (UG)	Additional faculty required for running PG courses (if any)	Total (UG + PG)	Accepted	Deficiency
	Asstt.Prof.	1	-	1	0	01 Asst Prof.
	Jr. Resident	1	-	1	3	

Notes:**For purpose of working out the deficiency:**

(1) The deficiency of teaching faculty and Resident Doctors shall be counted separately.

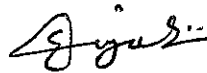
(A) For Teaching Faculty:


- (a) For calculating the deficiency of faculty, Prof., Assoc Prof., Asst. Prof & Tutor in respective departments shall be counted together.
- (b) Any excess teaching faculty in higher cadre can compensate the deficiency of lower cadre of the same department only.
- (c) Any excess teaching faculty of lower cadre/ category in any department cannot compensate the deficiency of any teaching faculty in the higher cadre/ category of the same department or any other department. e.g. excess of Assistant Professor cannot compensate the deficiency of Associate Professor or Professor.
- (d) Excess/Extra teaching faculty of any department cannot compensate the deficiency of any teaching faculty in any other department.

(B) For Resident Doctors:


- (a) Excess of SR can be compensated to the deficiency of JR of the same department only.
- (b) Excess SR/JR of any department cannot compensate the deficiency of SR/JR in any other department.
- (c) Any excess of JR cannot compensate the deficiency of SR in same or any other department.
- (d) Any excess/ extra teaching faculty of same or any other department cannot compensate the deficiency of SR/JR. e.g. excess of Assistant Professor cannot compensate the deficiency of SR or JR.

Date: 13/12/2017


Dr. S.S. Saiyad


Dr. Mamatha K.R.


Dr. G.V. Thakur


Signatures of Dean/Principal



(2) A separate department of Dentistry/Dental faculty is not required where a dental college is available in same campus/city and run by the same management.

(3) Colleges running PG program require additional staff, beds & other requirements as per the PG Regulations - 2000.

3.15 Details of Faculty/Residents not counted/accepted.

(Only faculty/residents who signed attendance sheet before 11:00 am on the first day of assessment should be verified. (In case of Junior Residents/Senior Residents on night duty, 12:00 noon.) No verification of Declaration forms should be done for the faculty/residents coming after 11:00 am of the first day of assessment)


Sr. No	Name	Designation	Department	Remarks/Reasons for Not Considering
1	Dr. Kirti Sharma	Demonstrator	Physiology	He is on Deputation and not a regular faculty
2	Dr. Syed Munib	Senior Resident	Paediatrics	DNB candidate from private hospital No three years JR experience
3	Dr. Priyanka	Senior Resident	Paediatrics	DNB candidate from private hospital No three years JR experience

3.16


1) Deficiency of Teaching Faculty: 18.67% (20 out of 106)


2) Deficiency of Resident doctors: 17.74% (11 out of 62)

Date: 13/12/2017


Dr. S.S. Saiyad


Dr. Mamatha K.R.



Dr. G.V. Thakur


Signatures of Dean/Principal

Summary of Assessment

1. Shaheed Hasan Khan Mewati Government Medical College, Nalhar, Mewat, Haryana (College Name),
is run by Government/~~Trust~~/~~Society~~/~~Company~~
2. The college has got renewal from GOI/MCI with intake of 100 seats for last academic year 2017-18.
3. Type of assessment: **Recognition u/s 11(2)** No. of seats: 100
4. PG courses : No
5. Deficiency of teaching staff if any:
Shortage of teaching faculty is 18.67% (20 out of 106)
6. Deficiency of residents doctors if any
Shortage of residents doctors is 17.74% (11 out of 62)
7. Deficiency of infrastructure of college and hospital If any: Pl. mention category wise
8. Deficiency of clinical material If any: Pl. mention category wise
ABG machine is only one which is also non functioning in ICU's.
9. Any other remarks
Available nursing staff is 242 against requirement of 247

Date: 13/12/2017



Dr. S.S. Saiyad



Dr. Mamatha K.R.



Dr. G.V. Thakur



Signatures of Dean/Principal



To

The Secretary
Medicine Council of India,
Pocket-14, Sector-8, Dwarka, Phase-1,
New Delhi - 110077

DY/145522/17
28/11/17

UG ASSESSMENT

Subject: - Assessment to evaluate the process of conduct of examination by the examining University for Recognition/Approval of Shaheed Hasan Khan Mewati, Govt. Medical College, Nalhar, Mewat (Haryana) under Pt. B.D. Sharma University of Health Science, Rohtak.

Ref. MCI-34(41)(UG)/2018-19-Med./ date 22.11.2017

Sir/Madam,

We have carried out the assessment to evaluate the process of conduct of the examination by the examining university for recognition/Approval of Shaheed Hasan Khan Mewati, Govt. Medical College, Nalhar, Mewat (Haryana) on 27.11.2017 submitting the reports which includes the following:-

1. Properly filled up from - C along with soft copy
2. CD of video graphy conducted during assessment
3. Annexure containing list of long and short exam cases, theory question papers, theory and clinical/Practical examination routines and Graduate Medical Education regulations, of Pt. B.D. Sharma University of Health Science, Rohtak.
4. Attendance sheet of all students who appeared practical/Clinical examination today.
5. Conflict of interest.
6. Acknowledgement of receipt of filled & signed copy of form-C by Dean of the college.

This is for your information and necessary action.

Thanking


Yours Faithfully

Ajay Kumar Ray
27-11-17

Dr. Ajay Kumar Ray (Coordinator)
Director, Professor of Surgery
IPGMER Kolkata-20
Kolkata, West Bengal
Mob. - 09433144023

Rakesh Mondal
28/11/17

Dr. Rakesh Mondal,
Professor Department of Pediatrics,
North Bengal Medical College,
Darjeeling, West Bengal,
Mob. - 09674240973



MEDICAL COUNCIL OF INDIA

STANDARD INSPECTION FORM

FORM - C

On the

Final M.B.B.S. Examination of Pt. B. D. Sharma University of Health
Sciences, Rohtak

In the subject of

General Medicine

held at

Shaheed Hasan Khan Mewati Govt. Medical College, Nalhar, Mewat, Haryana

Place : Haryana

Ramande
Dr. Ramande
28/11/17

1
Ajay Kumar
27-11-17
(DR. AJAY KUMAR RAJ)

Sangeeta
27/11/17
Dean Academics
SHKM, Govt. Medical College
Nalhar, Nuh, Haryana

1. Name of last inspectors/Visitors : Date of Inspection
: 27th November, 2017
2. Names of Inspectors : 1) Dr. Ajay Kumar Ray, Director,
Professor of Surgery, IPGME&R,
Kolkata, West Bengal
2) Dr. Rakesh Mondal, Professor,
Deptt. of Pediatrics, North Bengal
Medical College, Darjeeling,
West Bengal
3. Date of last Inspection/Visitation : 30th March 2017
4. Name of last inspectors/Visitors : 1. Dr Chittaranjan Roy,
Prof Community Medicine,
Darbanga Medical College,
Lehrisara, Bihar
2. Dr Sushila Kharakwal, Prof,
Maharani Laxmi Bai Medical
College, Jhansi Uttar Pradesh.
3. Dr Rajesh Pathak, Prof
Physiology, Jawahar Lal Nehru
Medical College, Ajmer,
Rajasthan.

Defects pointed out in the last inspection/visitation if any	Remarks by the University
1. Two mobile X ray Machines 100mA are available in the X-Ray department. Two X-Ray 100mA have been transferred from District Hospital Gurgaon and Nuh. 2. Shortage of Residents is 17.91% 3. Deficiency of teaching faculty 17 out of 105 =16.19% 4. There is no regular Medical Superintendent though Dr. Yamini. HOD General Surgery is officiating.	

A. Scheme of Examination

1. Theory	Marks allotted
Medicine-A	- 60 Marks
Medicine-B	- 60 Marks
Internal Assessment	- 30 Marks
2. Clinical/practical	- 100 Marks
Internal Assessment	- 30 Marks

[Handwritten signature]

A. K. Roy
27-11-17

Sangeeta
27/11/17
Dean Academics
SHKM, Govt. Medical College
Naraina, New Delhi, Mayana

3. **Oral** - 20 Marks

Minimum marks for passing the Exam:
A candidate must obtain 50% in aggregate with a minimum of 50% in theory including oral and minimum 50% in practical/clinical.

B. Theory

1. Theory paper Subject Time for the paper (1 copy of each of the papers may be attached).

No. 1 Medicine A General Medicine 3 hours
02 long questions 10 marks each + 08 short notes of 05 marks each.

No. 2 Medicine B General Medicine with } 3 hours
Psychiatry, Dermatology & TB Chest

Part 1 contains 01 long question of 10 marks + 06 short notes of total 20 marks (Question paper attached) and Part II contains 01 long question of 10 marks and 04 short notes of 05 marks each.

2. Dates on which conducted : 09.11.2017 and 11.11.2017

3. Where conducted : In this Medical College at Examination Hall, Admin Block, S.H.K.M Govt. Medical College, Nalhar, Haryana

4. Invigilation arrangements : Invigilator arrangement attached.

5. No. of candidates appeared : 92

6. Papers setters : Not disclosed to the College, Arranged by Pt. B.D Sharma, University of Health Sciences,

Name & qualification	Designation	Experience as Examiner
N.A	N.A	N.A

Remarks by the Inspectors/Visitors regardinga) **Nature of the questions.**

Part-A -02 long questions 10 marks each + 08 short notes of 05 marks each (Question paper attached). Part-B- Part 1 contains 01 long question of 10

lur

Acidly
27-11-17

Sangeeta
27/11/17
Dean Academics
SHKM, Govt. Medical College
Nalhar, Nuh, Haryana

marks + 06 short notes of total 20 marks (Question paper attached) and Part II contains 01 long question of 10 marks and 04 short notes of 05 marks each

- b) **Do they cover the whole field of prescribed curriculum** YES
- c) **What is the standard displayed in the answer.**
Not applicable as all the answer the answers sheets were not seen but two randomly selected papers from each part was examined and seem to be good standard
- d) **What is the nature of assessment-**
Coded Answer sheets of Medical colleges under same University are supplied and randomly assessed by both internal and external examiners and marks allotted in the answer sheet and it is fair as per university.
- e) **What is the minimum percentage necessary for passing -**
50% the theory examination
- f) **What percentage of marks obtained at periodical examinations conducted during the course is carried forwarded to the final examination -**
Internal assessment marks 30 out of 170 marks (17.6%)
- g) **Method of assessment of examination conducted during the course of study to be clearly stated.-**
Three examinations conducted at the end of 6th, 8th and 9th semester and there average was taken as internal assessment mark.
- h) **How has it influenced the result at the final examination. -**
It affects positively. Internal Assessment marks are added to final exam marks to pass in aggregate.

II. Practical/clinical

How is the practical examination conducted give details.

- 1) One long case of General Medicine (50 marks)
- 2) Two short cases (25 marks each)

Does the practical cover the different branches of the subject?

- Yes

- a) Time allotted for section.
- b) 1. Long case-45 mins for the students to examine the case and 15 minutes for discussion.
2. Short case-15 minutes for each case.

Long

Ar. Roy
27-11-17

Sangeeta
27/11/17
Dean Academics
SHKM, Govt. Medical College
Naihar, Nuh, Haryana

c) Examiners

	Names & qualification	Designation	Experience as examiner
Internal			
Dr. Anurag Ambroz Singh	MD	Professor & HOD, SHKM GMC Nalhar, Mewat (Haryana)	06 years as UG examiner.
Dr. Deepak Jain	MD	Associate Professor, SHKM GMC Nalhar, Mewat (Haryana)	03 years as UG examiner.
External			
Dr. Anil Kumar Sharma	MD	Professor FHMC Tundla, U.P	04 years as UG examiner.
Dr. Subodh Prakash	MD	Associate Professor, Muzaffarnagar Medical College	02 years as UG examiner.

Biodata attached as given by the institute.

Mode & conduct of practical.

Is it in batches or otherwise. Yes in batches, 23*4=92

d) Are there other centers where the Examination is conducted by the same University- Yes

If so, where-

Pt. B.D Sharma, PGIMS Rohtak, BPS GMC for Women Khanpur Kalan, Sonapat, MAMC Agroha.

i) Do the same examiners conduct the examination in other centers too-
No, Separate set of examiner.

ii) If not what steps are taken to ensure uniformity of standard- For practical examination, the pattern and scheme of the examination are similar to all medical colleges and affiliated under this University.

d) Date of Examination- 27.11.2017 to 30.11.2017

e) Date and time when the examination was inspected
- 27th November, 2017 from 09 A.M to 04 P.M

f) Are the invigilation arrangements satisfactory-Yes, attached

g) No. of candidates appeared- 23 (Attendance sheet attached)

luy

Arubh
27-11-17

Sangeeta
27/11/17
Dean Academics
SHKM, Govt. Medical College
Nalhar, Nuh, Haryana

- h) Number & type of questions (a copy of the question paper may be attached)-
NA
- i) **What is the minimum percentage of required for passing-** 50%

Clinical

1. Date of Examination.- 27/11/2017
2. Date & time when the examination was inspected
- 27/11/2017 (09:00 to 04:00 PM)
3. Are the invigilation arrangements satisfactory- Yes, attached.
4. No. of candidates appeared- 23
5. Long cases – Total no of long cases- 23 (each candidate given is 01 case)
6. Type of cases given (list may be attached)- List attached.
7. **Time allotted for study of the case-** Long cases 45 minutes +15 minutes for discussion.
8. **Nature of Discussion of case by the candidate –**
Case presentation, analysis of symptoms, Elicitation of physical signs, Provisional Diagnosis, Investigation and management followed by discussion of the case.
9. **Time of discussion –** 15 Minutes for long cases.
10. **Was the discussion fair, searching and sufficient practical-** Yes

Short Cases

1. Type of cases given (List may be attached)- Total no of short cases 19 (List attached).
2. How many cases were given to each candidate- 02 cases per candidate.
3. How long did examination in short cases last for each Candidate- 15 minutes each.
4. **Standard displayed by the candidates in general in the clinical part of the examination-**

lum

Ashu
27-11-17
6

Sangeeta
27/11/17
Dean Academics
SHKM, Govt. Medical College
Nalhar, Nuh, Haryana

Case presentation, analysis of symptoms, Elicitation of physical signs, Provisional Diagnosis, Investigation and management followed by discussion of the case.

5. How was the assessment done?

Demonstration of clinical findings and interpretation, provisional diagnosis, choice of investigations and management. Marks were allotted as per performance

6. Was it done jointly by more than one Examiner- Yes, Jointly.

7. **How may marks are allotted for clinical examination-** Long case 50 marks + 02 Short cases-50 marks (25 Each), Total 100 marks.

8. What is the minimum percentage for passing the clinical part- 50% (Combined long cases and short cases marks)

9. Are marks obtained in any other part of the examination added on to that obtained in the clinical examination- Yes

10. **Are marks given for clinical works done in the wards added on to the marks obtained in the clinical examination-**Yes, Internal assessment marks are added to the final examination marks.

11. If so, to what extent- 30 marks out of 130 (23.07%)

12. **How has it influenced the result at the final examination-** It affects positively, added to the final examination marks to pass in aggregate.

(Method of assessment of clinical work in the wards may be clearly stated).

VIVA-VOICE

1. What did it consist of Xrays, ECG, Instruments and drugs

(Give extent of coverage of subject)

Table I – Xray & ECG

Table II- Instruments & Drugs

2. How was it conducted- Each student is assessed by all examiners

3. What was the standard- Satisfactory

4. **What was the nature of assessment-** Direct oral questions regarding identification and applied aspects and allotting marks on performance.

lum

A. K. Singh
27-11-17

Sargate
27/11/17
Dean Academics
SHKM, Govt. Medical College
Nahar, Nuh, Haryana

5. **Was it done jointly by more than one examiner-**
Yes, One external and one internal in one set of examiner for each table.
6. **How are the marks obtained in different parts of the examination grouped-**
Marks obtained in different sections were added and given out of total 20 marks.
7. What is the minimum for passing in each and in the grand total- 50%
8. Results for the last three years. N.A
9. No. of students appeared-92 students appear this year 2017.(1st batch)
- 10.No. of students passed- N.A
- 11.Other remarks if any. NIL

Conclusions:

Was the examination conducted satisfactorily? Yes

Observations of the assessors are to be made in assessment report only.

Was the standard sufficient for the M.B.B.S. examination as required by Regulations of the Medical Council of India? Yes


Observations of the assessors are to be made in assessment report only.

- Yes

Rup
27/11/17

Ashu
27-11-17

Largeel
27/11/17
Dean Academics
SHKM, Govt. Medical College
Nalhar, Nuh, Haryana



MEDICAL COUNCIL OF INDIA

STANDARD INSPECTION FORM

FORM - C

On the

Final M.B.B.S. Examination of Pt. B. D. Sharma University of Health Sciences, Rohtak

In the subject of

General Surgery

held at

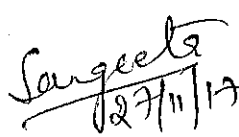
Shaheed Hasan Khan Mewati Govt. Medical College, Nalhar, Mewat, Haryana

Place : Haryana

A. K. Ray
27-11-17
(DR. AJAY KUMAR RAY)

Sangeeta
27/11/17
Dean Academics
SHKM, Govt. Medical College
Nalhar, Nuh, Haryana

1. **Date of Inspection** : 27th November ,2017
2. **Names of Inspectors** : 1) Dr. Ajay Kumar Ray, Director, Professor of Surgery, IPGME&R, Kolkata
2) Dr. Rakesh Mondal, Professor, Deptt. of Pediatrics, North Bengal Medical College, Darjeeling, West Bengal
3. **Date of last Inspection/Visitation** : 30th March 2017
4. **Name of last inspectors/Visitors** : 1. Dr Chittaranjan Roy, Prof Community Medicine, Darbanga Medical College, Lehrisarai, Bihar
2. Dr Sushila Kharakwal, Prof , Maharani Laxmi Bai Medical College, Jhansi Uttar Pradesh.
3. Dr Rajesh Pathak, Prof Physiology, Jawahar Lal Nehru Medical College, Ajmer, Rajasthan.

Defects pointed out in the last inspection/visitation if any	Remarks by the University
<ol style="list-style-type: none"> 1. Two mobile X ray Machines 100mA are available in the X-Ray department. Two X-Ray 100mA have been transferred from District Hospital Gurgaon and Nuh. 2. Shortage of Residents is 17.91% 3. Deficiency of teaching faculty 17 out of 105 =16.19% 4. There is no regular Medical Superintendent though Dr. Yamini. HOD General Surgery is officiating. 	<p style="text-align: center;">N.A</p> <div style="text-align: right; margin-top: 200px;">  Sangeeta 27/11/17 Dean Academics SHKM, Govt. Medical College Naihar, Nuh, Haryana </div>

Ajay
27-11-17

Rakesh

Dean Academics
SHKM, Govt. Medical College
Naihar, Nuh, Haryana

A. Scheme of Examination

1. Theory	Marks allotted
Surgery-A	- 60 Marks
Surgery-B	- 60 Marks
Internal Assessment	- 30 Marks
 2. Clinical/practical	 - 100 Marks
Internal Assessment	- 30 Marks
 3. Oral	 - 20 Marks

Minimum marks for passing the Exam:
A candidate must obtain 50% in aggregate with a minimum of 50% in theory including oral and minimum 50% in practical/clinical.

B. Theory**1. Theory paper**

Subject

Time for the paper (1 copy of each of the papers may be attached).

No. 1 Surgery A

Part-I (Gen. Surgery)

+

Part-II (Orthopaedics)

3 hours

No. 2 Surgery B

Part-I (Gen. Surgery)

+

Part-II (Gen. Surgery)

3 hours

2. Dates on which conducted

:13.11.2017 and 16.11.2017

3. Where conducted

: In this Medical College at Examination Hall, Admin Block, S.H.K.M Govt. Medical College, Nalhar, Haryana

4. Invigilation arrangements

: Invigilator arrangement attached.

5. No. of candidates appeared

:92

3

Handwritten signature
23-11-17

Handwritten signature

Handwritten signature
27/11/17
Dean Academics
SHKM, Govt. Medical College
Nalhar, Nuh, Haryana

6. **Papers setters**

: Not disclosed to the College, Arranged by
Pt. B.D Sharma, University of Health Sciences,

Name & qualification	Designation	Experience as Examiner
N.A	N.A	N.A

Remarks by the Inspectors/Visitors regarding**a) Nature of the questions-**

Paper A- Part-1 contains Long questions of 10 mark and 4 short notes of 05 marks each, total 30 marks,

Paper A-Part-II contains 05 short notes on orthopedics of each of 06 mark, total 30 marks.

Paper B, Part-I- 01 long question of 10 marks and 04 short notes of 05 marks each, total 30 marks.

Paper-B, Part-II contains 01 long question of 10 marks and 04 short notes of 05 marks each, total 30 marks.

(All question papers are attached)

b) Do they cover the whole field of prescribed curriculum YES**c) What is the standard displayed in the answers.** Not applicable as all the answer sheets were not seen but two randomly selected papers from each part was examined and seem to be in order**d) What is the nature of assessment-** Coded Answer sheets of Medical colleges under same University are supplied and randomly assessed by both internal and external examiners and marks allotted in the answer sheet and it is fair as per university .**e) What is the minimum percentage necessary for passing the theory examination** 50%**f) What percentage of marks obtained at periodical examinations conducted during the course is carried forwarded to the final examination.** Internal assessment marks 30 out of 170 marks (17.6%)

ACB
22-11-17

[Signature]

[Signature]
22/11/17
Dean Academics
SHKM College
Haryana

g) Method of assessment of examination conducted

During the course of study to be clearly stated.- Day to day assessment, preparation of seminar clinical, clinical case presentation and periodical examination at the end of the 6th, 8th and 9th semester. Now their averages was taken as internal assessment marks.

h) How has it influenced the result at the final examination- It affects positively. Internal Assessment marks are added to final exam marks to pass in aggregate.

II. Practical/clinical

How is the practical examination conducted give details.

- Each candidate is given cases as follows :-
- 1) One long case of General Surgery
- 2) Two short cases of General Surgery
- 3) One short case of Orthopaedics

Does the practical cover the different branches of the subject?

- Yes

a) Time allotted for section.

- 1. Long case-45 mins for the students to examine the case and 15 minutes for discussion.
- 2. Short case-15 minutes for each case.

b) Examiners

	Names & qualification	Designation	Experience as examiner
Internal			
Dr. Yamini	MS (General Surgery)	Professor & HOD, S.H.K.M Govt. Medical College, Nalhar, Nuh	10 years as UG examiner.
Dr. Manjeet Dhanda	S MS (Orthopaedics)	Associate Professor, S.H.K.M Govt. Medical College, Nalhar,	02 years as UG examiner.

ACB
27-11-12

Sanjeet

Sanjeet
27/11/12
Department of
SHKM, Govt. Medical College
Nalhar, Nuh, Haryana

External			Nuh	
Dr. Sushanto Neogi	MS (General Surgery)	(General Surgery)	Professor, MAMC, New Delhi	05 years as UG examiner.
Dr. Biant Singh	MS (General Surgery)	(General Surgery)	Professor & Head, VCSG Govt. MS & RI, Srinagar, Srikot, Ghawal, Uttarakhand.	07 years as UG examiner.

Mode & conduct of practical. Each student is exposed to all examiners.

Is it in batches or otherwise. Yes, It is in batches (4 batches),

Each batch consists of 23 to 31 no. of students.

c) **Are there other centers where the Examination is conducted by the same University** - Yes

If so, where- 1. Pt. B.D Sharma, PGIMS Rohtak.
2. BPS GMC for Women Khanpur Kalan, Sonapat
3. MAMC Agroha.

- i) **Do the same examiners conduct the examination in other centers too?**
- No, theory paper setters are same for all the centres. However, examiners for conducting practical examination are different.
- ii) **If not what steps are taken to ensure uniformity of standard.**
- For practical examination, the pattern and scheme of the examination are similar for all the Medical Colleges affiliated under this University.

d) **Date of Examination-** 27th November 2017 to 30th November 2017

Alexis
27-11-17

lum

Sangeeta
27/11/17
SHR... Medical College
Nainar, Nuh, Haryana

e) **Date and time when the examination was inspected.** 27th November, 2017
from 09 A.M to 04 P.M

f) **Are the invigilation arrangements satisfactory-** Yes, satisfactory.(copy of arrangement attached)

g) **No. of candidates appeared-** In total 106(92 from this institute and 14 from repeater batch of SGT medical college then under same university.

h) **Number & type of questions (a copy of the question paper may be attached)**
There is no question paper for clinical/practical examination.

i) **What is the minimum percentage of required for passing.** – 50%

Clinical

1. **Date of Examination.** - 27th November 2017 to 30th November 2017

2. **Date & time when the examination was inspected-** 27th November, 2017 from
9 A.M to 04 P.M

3. **Are the invigilation arrangements satisfactory-** Yes, satisfactory, copy of arrangement attached.

4. **No. of candidates appeared.** 23 on 27/11/2017

5. **Long cases** - there is 15 Long cases .Each candidate is given one long case

6. **Type of cases given (list may be attached)** - List of cases Annexed

7. **Time allotted for study of the case** – 45 min to examine the case and 15 min
for

discussion

ACR
27-11-17

7

[Signature]

[Signature]
27/11/17
Dean Academics
SHKM, Govt. Medical College
Nalhar, Nuh, Haryana

8. **Nature of Discussion of case by the candidate** – Case presentation, Analysis of Symptoms, Elicitation of Physical signs, Provisional Diagnosis, Investigation and management followed by discussion of the case
9. **Time of discussion** – 15 minutes/long case/candidate
10. **Was the discussion fair, searching and sufficient practical?** Yes

Short Cases

1. **Type of cases given (List may be attached).** No. of 42 short cases. List annexed
2. **How many cases were given to each candidate-** Three cases (Two in General Surgery & One in Orthopaedics)
3. **How long did examination in short cases last for each Candidate-** 15 min for each short case
4. **Standard displayed by the candidates in general in the clinical part of the examination-** Satisfactory
5. **How was the assessment done?**
- Demonstration of clinical findings and interpretation, provisional diagnosis, choice of investigations and management. Marks were allotted as per performance
6. **Was it done jointly by more than one Examiner.**
- Yes – One external +one Internal/case/candidate
7. **How may marks are allotted for clinical examination-** 01 Long case-45 marks, 03 short cases (15+15+25=55) Total 100 marks.

Handwritten signature and date:
27-11-17

Handwritten signature:

Handwritten signature:
Dean, Orthopaedics
SHKM, Govt. Medical College
Nalhar, Nuh, Haryana

8. **What is the minimum percentage for passing the clinical part?**- 50%
(combined long and short cases marks.)
9. **Are marks obtained in any other part of the examination added on to that obtained in the clinical examination-** Yes
10. **Are marks given for clinical works done in the wards added on to the marks obtained in the clinical examination-** Yes, Internal assessment marks are added to the final examination marks.
11. **If so, to what extent-** 30 marks out of 130 (23.07%)
12. **How has it influenced the result at the final examination-**
It affects positively, added to final exam marks to pass in aggregate.

(Method of assessment of clinical work in the wards may be clearly stated).

VIVA-VOICE

1. **What did it consist of**
(Give extent of coverage of subject)
- X-ray, Instruments, Specimen (Surgical pathology),
Operative procedure, Ortho. Instruments, bones &
appliances
Table I – Speciman & Xrays (General Surgery)
Table II- Instruments(both general Surgery an
Orthopaedics), Orthopaedics appliances, operative
procedures (both general Surgery an Orthopaedics),
2. **How was it conducted-** Each student is assessed by all examiners
3. **What was the standard-** Satisfactory
4. **What was the nature of assessment-** Direct oral questions regarding
identification and applied aspects and allotting marks on performance.

Handwritten signature
27-11-17

Handwritten signature

Handwritten signature
27/11/17
Dear Academics
SHKM, Govt. Medical College
Naihar, Nuh, Haryana

5. **Was it done jointly by more than one examiner-** Yes, One external and one internal in one set of examiners for each table .

6. **How are the marks obtained in different parts of the examination grouped-**
Marks obtained in different sections were added and given out of total 20 marks.

7. **What is the minimum for passing in each and in the grand total-** 50%

8. **Results for the last three years.** N.A

9. **No. of students appeared-** 92 students from this institute for this year 2017.(1st batch)+ 14 candidates from repeater batch of SGT medical college under then same university appeared for clinical/practical examination only.

10. **No. of students passed?** N.A

11. **Other remarks if any.** NIL

Conclusions :

Was the examination conducted satisfactorily? - Yes

Observations of the assessors are to be made in assessment report only.

14 candidates from repeater batch of SGT medical college under then same university appearing in this institute for practical /clinical examination only. (relevant order from university controller of examination attached herewith)

Audrey
27-11-17

luz

Sangeeta
27/11/17
Dean Academics
SHKM, Govt. Medical College
Naihar, Nuh, Haryana

Was the standard sufficient for the M.B.B.S. examination as required by Regulations of the Medical Council of India - Yes


Observations of the assessors are to be made in assessment report only.

Arora
27.11.17

Arora
27.11.17

Sangeeta
27/11/17
Dean Academics
SHKM, Govt. Medical College
Nalhar, Nuh, Haryana

Arora
27/11/17



MEDICAL COUNCIL OF INDIA

STANDARD INSPECTION FORM

FORM - C

On the

Final M.B.B.S. Examination of Pt. B. D. Sharma University of Health Sciences, Rohtak

In the subject of

Obstetrics & Gynaecology

held at

Shaheed Hasan Khan Mewati Govt. Medical College, Nalhar, Mewat, Haryana

Place : Haryana

Sangeeta
27/11/17

Dean Academics
SMKM, Govt. Medical College
Nalhar, Mewat, Haryana

Ajay Ray
27-11-17
(DR. AJAY KUMAR RAY)

Sumit
20/11/18
Dr. Ramesh Mohan

1. **Date of Inspection** : 27th November ,2017
2. **Names of Inspectors** : 1) Dr. Ajay Kumar Ray, Director, Professor of Surgery, IPGME&R, Kolkata M: 09433144023
2) Dr. Rakesh Mondal, Professor, Deptt. of Pediatrics, North Bengal Medical College, Darjeeling, West Bengal
3. **Date of last Inspection/Visitation** : 30th March 2017
4. **Name of last inspectors/Visitors** : 1. Dr Chittaranjan Roy, Prof Community Medicine, Darbanga Medical College, Lehrisarai, Bihar
2. Dr Sushila Kharakwal, Prof , Maharani Laxmi Bai Medical College, Jhansi Uttar Pradesh.
3. Dr Rajesh Pathak, Prof Physiology, Jawahar Lal Nehru Medical College, Ajmer, Rajasthan.

Defects pointed out in the last inspection/visitation if any	Remarks by the University
<p>1. Two mobile X ray Machines 100mA are available in the X-Ray department. Two X-Ray 100mA have been transferred from District Hospital Gurgaon and Nuh.</p> <p>2. Shortage of Residents is 17.91%</p> <p>3. Deficiency of teaching faculty 17 out of 105 =16.19%</p> <p>4. There is no regular Medical Superintendent though Dr. Yamini. HOD General Surgery is officiating.</p>	<p>N.A</p>

Sangeeta
27/11/17

Dean Academics
SHKM, Govt. Medical College
Naihar, Nuh, Haryana

Ajay Kumar Ray
27-11-17
(DR. AJAY KUMAR RAY)

Ramesh
27/11/17

A. Scheme of Examination

1. Theory	Marks allotted
Obstetrics & Gynae -A	- 40 Marks
Obstetrics & Gynae -B	- 40 Marks
Internal Assessment	- 20 Marks
2. Clinical/practical	- 50 Marks
Internal Assessment	- 20 Marks
3. Oral	- 30 Marks

Minimum marks for passing the Exam:
A candidate must obtain 50% in aggregate
with a minimum of 50% in theory
including oral and minimum 50% in
practical/clinical.

B. Theory

- | | | |
|-------------------------|----------------------------------|--|
| 1. Theory paper | Subject | Time for the paper (1 copy of each of the papers may be attached). |
| No. 1 (Obst. & Gynae-A) | Obstetrics | 3 hours |
| No. 2 (Obst. & Gynae-B) | Gynaecology
& Family Planning | 3 hours |
2. **Dates on which conducted** : 18.11.2017 and 20.11.2017
3. **Where conducted** : In this Medical College at Examination Hall, Admin Block, S.H.K.M Govt. Medical College, Nahar, Haryana
4. **Invigilation arrangements** : Invigilator arrangement attached.
5. **No. of candidates appeared** : 92

Handwritten signature
27-11-17
3

Handwritten signature
Signature
Dean Academics
SHKM, Govt. Medical College
Nahar, Nuh, Haryana

6. **Papers setters** : Not disclosed to the College, Arranged by Pt. B.D Sharma, University of Health Sciences

Name & qualification	Designation	Experience as Examiner
N.A	N.A	N.A

Remarks by the Inspectors/Visitors regarding

- a) **Nature of the questions.**
 Paper Obst. & Gynae-A contains 2 long questions and 8 short questions
 Paper Obst. & Gynae-B contains 2 long questions and 8 short questions
 (Question papers attached)
- b) **Do they cover the whole field of prescribed curriculum** Yes
- c) **What is the standard displayed in the answers:-** Not applicable as all the answer sheets were not seen but two randomly selected papers from each part was examined and seem to be good standard.
- d) **What is the nature of assessment.** Assessed by both internal and external examiners and marks allotted in the answer sheet and it is fair as per university and MCI norms
- e) **What is the minimum percentage necessary for passing the theory examination** 50%
- f) **What percentage of marks obtained at periodical examinations conducted during the course is carried forwarded to the final examination-**
 Internal Assessment mark 20 out of 130 Marks (15.38%)

Sangeeta
 27/11/17
 Dear Academics
 P.N.C. Govt. Medical College
 Faridkot, Nuh, Haryana

Arjun
 27-11-17

Ran

g) Method of assessment of examination conducted during the course of study to be clearly stated-

Day to day assessment, preparation of seminar clinical, clinical case presentation and periodical examination at the end of the 6th, 8th and 9th semester. Now their averages was taken as internal assessment marks.

h) How has it influenced the result at the final examination-

It affects positively. Internal Assessment marks are added to pass in aggregate.

II. Practical/clinical

a) How is the practical examination conducted give details.-

- 01 long case of obstetrics – 30 marks
- 01 short case of Gynecology- 20 marks

b) Does the practical cover the different branches of the subject- yes

a. Time allotted for section.

1. Long case (Obstetrics) -45 mins for the students to examine the case and 15 minutes for discussion.
2. Short case (Gynaecology)-15 minutes

b. Examiners

	Names & qualification	Designation	Experience as examiner
Internal			
Dr. R.D Wadhwa	MD (Obs& Gynae)	Professor & HOD, SHKM Govt. Medical College, Nalhar	12 years as UG examiner
Dr. S.P Singh	MD (Obs& Gynae)	Associate	05 years as UG

Sargate
27/11/17
Dean Academics
SHKM, Govt. Medical College
Nalhar, Nuh, Haryana

A. K. Singh
27-11-17
5

Kumar

External		Professor SHKM Govt. Medical College, Nalhar	examiner
Dr. S.K Gulati	MD (Obs& Gynae)	Professor, ACMS Delhi	05 years as UG examiner
Dr. Prachi Renjhen	MD (Obs& Gynae)	Professor, Baba Sahab Ambedkar Medical College, Delhi	07 years as UG examiner

Mode & conduct of practical. Each student is exposed to all examiners.

Is it in batches or otherwise. Yes, It is in batches (4 batches),

Each batch consists of 23 -31 no. of students.

C. Are there other centers where the Examination is conducted by the same University? Yes

If so, where?

1. Pt. B.D Sharma, PGIMS Rohtak.
2. BPS GMC for Women Khanpur Kalan, Sonapat
3. MAMC Agroha.

i) **Do the same examiners conduct the examination in other centers too** - No, theory paper setters are same for all the centres. However, examiners for conducting practical examination are different.

ii) **If not what steps are taken to ensure uniformity of standard.**

- For practical examination, the pattern and scheme of the examination are similar for all the Medical Colleges affiliated under this University.

Sargesh
27/11/17
Dean Academics
SHKM. Govt. Medical College
Nalhar, Nuh, Haryana

A. K. Singh
27-11-17

P. Kumar

d) **Date of Examination** : 27th November 2017 to 30th November 2017

e) **Date and time when the examination was inspected.**

27th November, 2017 from 09 A.M to 04 P.M

f) **Are the invigilation arrangements satisfactory?** Yes, satisfactory.(copy of arrangement attached)

g) **No. of candidates appeared.** - In total 103 (92 from this institute and 11 from repeater batch of SGT medical college then under same university.

h) **Number & type of questions (a copy of the question paper may be attached)**

There is no question paper for clinical/practical examination.

i) **What is the minimum percentage of required for passing.** - 50%

Clinical

1. **Date of Examination** - 27th November 2017 to 30th November 2017

2. **Date & time when the examination was inspected.**

27th November, 2017 from 09 A.M to 04 P.M

3. **Are the invigilation arrangements satisfactory?** Yes, satisfactory, copy of arrangement attached.

Sangeeta
27/11/17
Dean Academics
SHKM, Govt. Medical College
Naihar, Nuh, Haryana

A. Usha
27-11-17

Sumit

4. **No. of candidates appeared** - 23 on 27/11/2017
5. **Long cases** : - there are 23 Long cases .Each candidate is given one long case
6. **Type of cases given (list may be attached)** – List of cases Annexed
7. **Time allotted for study of the case** - 45 min to examine the case and 15 min for discussion
8. **Nature of Discussion of case by the candidate** Case presentation, Analysis of Symptoms, Elicitation of Physical signs, Provisional Diagnosis, Investigation and management followed by discussion of the case
9. **Time of discussion** : 15 minutes/long case/candidate
10. **Was the discussion fair, searching and sufficient practical?** Yes.

Short Cases

1. **Type of cases given (List may be attached).** No. of 10 short cases. List annexed
2. **How many cases were given to each candidate?** One case is given per candidate
3. **How long did examination in short cases last for each Candidate?** 15 minutes

Sangeeta
23/11/17
Dean Academics
SHKM, Govt. Medical College
Nathar, Nuh, Haryana

A. L. Singh
27-11-17

Sumit

4. **Standard displayed by the candidates in general in the clinical part of the examination.** - Satisfactory
5. **How was the assessment done?** -
Demonstration of clinical findings and interpretation, provisional diagnosis, choice of investigations and management. Marks were allotted as per performance
6. **Was it done jointly by more than one Examiner?**
Yes - One external +one Internal/case/candidate
7. **How may marks are allotted for clinical examination?**
01 Long case-30 marks, 01 short cases (20) Total 50 marks
8. **What is the minimum percentage for passing the clinical part?**
- 50% (combined long and short cases marks).
9. **Are marks obtained in any other part of the examination added on to that obtained in the clinical examination?** - Yes
10. **Are marks given for clinical works done in the wards added on to the marks obtained in the clinical examination?** - Yes, Internal assessment marks are added to the final examination marks
11. **If so, to what extent?** - 20 marks out of 70 (28.5%)
12. **How has it influenced the result at the final examination?** - It affects positively, added to final exam marks to pass in aggregate

(Method of assessment of clinical work in the wards may be clearly stated).

Sanjeet
27/11/17
Dean Academics
SHKM, Govt. Medical College
Naihar, Nuh, Haryana

A. Usha
27-11-17

Remondre

VIVA-VOICE

1. **What did it consist of** (Give extent of coverage of subject)
- i) Obstetrical viva was taken for minor procedures, conduct of Vaginal delivery on doll and dummy+ Obstetrical instruments and drugs.. **10 marks**
 - ii) Gynae viva was taken on different surgical instruments, minor surgical procedure were asked, Gynaecology pathological specimens were discussed. **10 marks**
 - iii) Record of delivery case **10 marks**
2. **How was it conducted?** Two tables, one table for obstetrics (one internal and one external) and one table for gynaecology (one internal and one external)
3. **What was the standard?** - Satisfactory
4. **What was the nature of assessment?** - Direct oral questions regarding identification and applied aspects and allotting marks on performance.
5. **Was it done jointly by more than one examiner?** - Yes, One external and one internal in one set of examiners for each table
6. **How are the marks obtained in different parts of the examination grouped?**
- Marks obtained in different sections were added and given out of total 30
7. **What is the minimum for passing in each and in the grand total?** - 50%
8. **Results for the last three years.** - N.A.
9. **No. of students appeared?** - 92 students from this institute for this year 2017.(1st batch)+ 11 candidates from repeater batch of SGT medical college under then same university appeared for clinical/practical examination only.
10. **No. of students passed?** - N.A

Sanjeet
27/11/17
Dean Academics
SHKM, Govt. Medical College
Nathar, Nuh, Haryana.

Ashish
27-11-17

Rumona

11. Other remarks if any. - NIL

Conclusions :

Was the examination conducted satisfactorily? Yes

Observations of the assessors are to be made in assessment report only.

Was the standard sufficient for the M.B.B.S. examination as required by Regulations of the Medical Council of India- Yes


Observations of the assessors are to be made in assessment report only.

11 candidates from repeater batch of SGT medical college under then same university appearing in this institute for practical /clinical examination only. (relevant order from university controller of examination attached herewith)

Handwritten signature
27-11-12

Signature
27/11/12
Dean Academics
SHKM, Govt. Medical College
Nahar, Nuh, Haryana

Handwritten signature
28/11/12



MEDICAL COUNCIL OF INDIA

STANDARD INSPECTION FORM

FORM - C

On the

Final M.B.B.S. Examination of Pt. B. D. Sharma University of Health
Sciences, Rohtak

In the subject of

Pediatrics

held at

Shaheed Hasan Khan Mewati Govt. Medical College, Nalhar, Mewat, Haryana

Place : Haryana
(Dr. ASHAY KUMAR RAY) 27-11-12
Aur...

Sangeeta
27/11/12
Dean Academics
SHKM, Govt. Medical College
Nalhar, Nuh, Haryana

1

Ramesh
Dr. Ramesh
28/11/12

1. Name of last inspectors/Visitors : Date of Inspection
: 27th November, 2017
2. Names of Inspectors : 1) Dr. Ajay Kumar Ray, Director,
Professor of Surgery, IPGME&R,
Kolkata, West Bengal
2) Dr. Rakesh Mondal, Professor,
Deptt. of Pediatrics, North Bengal
Medical College, Darjeeling,
West Bengal
3. Date of last Inspection/Visitation : 30th March 2017
4. Name of last inspectors/Visitors : 1. Dr Chittaranjan Roy,
Prof Community Medicine,
Darbanga Medical College,
Lehrisarai, Bihar
2. Dr Sushila Kharakwal, Prof ,
Maharani Laxmi Bai Medical
College, Jhansi Uttar Pradesh.
3. Dr Rajesh Pathak, Prof
Physiology, Jawahar Lal
Nehru Medical College, Ajmer,
Rajasthan.

Defects pointed out in the last inspection/visitation if any	Remarks by the University
1. Two mobile X ray Machines 100mA are available in the X-Ray department. Two X-Ray 100mA have been transferred from District Hospital Gurgaon and Nuh. 2. Shortage of Residents is 17.91% 3. Deficiency of teaching faculty 17 out of 105 =16.19% 4. There is no regular Medical Superintendent though Dr. Yamini. HOD General Surgery is officiating.	N.A

A. Scheme of Examination

1. Theory	Marks allotted
Pediatrics	- 40 Marks
Internal Assessment	- 10 Marks
2. Clinical/practical	- 30 Marks
Internal Assessment	- 10 Marks
3. Oral	- 10 Marks

Sangeeta
27/11/17
Dean Academics
SHKGM, Govt. Medical College
Jalihar, Nuh, Haryana

A. K. B.
27-11-17

2

Yamini
27/11/17

Minimum marks for passing the Exam:
A candidate must obtain 50% in aggregate with a minimum of 50% in theory including oral and minimum 50% in practical/clinical.

B. Theory

1. Theory paper Subject Time for the paper (1 copy of each of the papers may be attached).

No. 1 Pediatrics including Neonatology 3 hours

Ten questions each carry four marks (10x4=40)

2. Dates on which conducted : 22.11.2017
3. Where conducted : In this Medical College at Examination Hall, Admin Block, S.H.K.M Govt. Medical College, Nalhar, Haryana
4. Invigilation arrangements : Invigilator arrangement attached.
5. No. of candidates appeared : 90
6. Papers setters : Not disclosed to the College, Arranged by Pt. B.D Sharma, University of Health Sciences,

Name & qualification	Designation	Experience as Examiner
N.A	N.A	N.A

Remarks by the Inspectors/Visitors regarding

a) **Nature of the questions.** Ten questions each carry four marks (10x4=40)

b) **Do they cover the whole filled of prescribed curriculum** Yes

c) **What is the standard displayed in the answer**

Not applicable as all the answer the answers sheets were not seen but two randomly selected papers from each part was examined and seem to be good standard

Sangeeta
22/11/17

A. K. Sharma
22-11-17

V. K. Sharma
22/11/17

- d) **What is the nature of assessment**
Coded Answer sheets of Medical colleges under same University are supplied and randomly assessed by both internal and external examiners and marks allotted in the answer sheet and it is fair as per university.
- e) **What is the minimum percentage necessary for passing**
50% the theory examination
- f) **What percentage of marks obtained at periodical examinations conducted during the course is carried forwarded to the final examination.**
10 Marks out of 60 Marks (16.7%)
- g) **Method of assessment of examination conducted.**
During the course of study to be clearly stated. During the course of study to be clearly stated.
Three examinations conducted at the end of 7th, 8th and 9th semester and there average was taken as internal assessment mark.
- h) **How has it influenced the result at the final examination.**
It affects positively Internal Assessment marks are added to final exam marks to pass in aggregate.

II. Practical/clinical

How is the practical examination conducted give details.

- Each candidate is given cases as follows: -
One Long Case - 20 Marks
One Short Case (Neonate) - 10 marks

Does the practical cover the different branches of the subject? Yes

- a) Time allotted for section.
b) 1. Long case-45 mins for the students to examine the case and 15 minutes for discussion.
2. Short case-15 minutes for each case.

Sangeeta
27/11/17

Dean Academics
SHKM, Govt. Medical College
Nahar, Nuh, Haryana

Ramande
27/11/17

c) Examiners

	Names & qualification	Designation	Experience as examiner
Internal			
Dr. N.D. Vaswani	MD	Professor & HOD, SHKM GMC Nalhar, Mewat (Haryana)	08 years as UG examiner.
Dr. Arti Dhingra	MD	Associate Professor, SHKM GMC Nalhar, Mewat (Haryana)	01 years as UG examiner.
External			
Dr. Anil Goel	MD	Additional Professor Raipur AIIMS	07 years as UG examiner.
Dr. Umesh Pandwar	MD	Assistant Professor, Gandhi Medical College, Bhopal (M.P.)	06 months as UG examiner.

Mode & conduct of practical.

Each student is exposed to all examiners

Is it in batches or otherwise.

Yes, It is in batches (04 batches), Each batch consists of 23 no. of students.

d) Are there other centers where the Examination is conducted by the same University? Yes

If so, where-

Pt. B.D Sharma, PGIMS Rohtak, BPS GMC for Women Khanpur Kalan, Sonapat, MAMC Agroha.

i) Do the same examiners conduct the examination in other centers too?

- No, theory paper setters are same for all the centers. However, examiners for conducting practical examination are different.

ii) If not what steps are taken to ensure uniformity of standard.

- For practical examination, the pattern and scheme of the examination are similar for all the Medical Colleges affiliated under this University.

d) Date of Examination

27th November 2017 to 30th November 2017

e) Date and time when the examination was inspected.

27th November, 2017 from 09 A.M to 04 P.M

f) Are the invigilation arrangements satisfactory?

Yes, satisfactory.

g) No. of candidates appeared- 22 (Attendance sheet attached) One absent

Sangeeta
27/11/17
Dean Academics
SHKM, Govt. Medical College
Nalhar, Nal, Haryana

A. K. Singh
27.11.17

Sumit
27/11/17

- h) **Number & type of questions (a copy of the question paper may be attached)- NA**
- i) **What is the minimum percentage of required for passing. 50%**

Clinical

1. Date of Examination.
27th November 2017 to 30th November 2017
2. Date & time when the examination was inspected.
27th November, 2017 from 09 A.M to 04 P.M
3. Are the invigilation arrangements satisfactory? Yes, satisfactory (attached)
4. No. of candidates appeared- 22 (Attendance sheet attached) One absent
5. Long cases there is 12 Long cases. Each candidate is given one long case
6. Type of cases given (list may be attached) Annexed
7. **Time allotted for study of the case.** 45 min to examine the case and 15 min for discussion
8. **Nature of Discussion of case by the candidate** – Case presentation, analysis of symptoms, Elicitation of physical signs, Provisional Diagnosis, Investigation and management followed by discussion of the case.
9. **Time of discussion** 15 minutes/long case/candidate
10. **Was the discussion fair, searching and sufficient practical? Yes**

Short Cases

1. Type of cases given (List may be attached). There are 05 no. new born cases. List attached
2. How many cases were given to each candidate? One short Case (New Born)
3. How long did examination in short cases last for each Candidate? 15 min for each short case

Sangeeta
29/11/17
Dean Academics
SHKM, Govt. Medical College
Nuh, Haryana

Arjun
22-11-17

Sumit
29/11/17

4. **What was the nature of assessment-**
Direct oral questions regarding identification and applied aspects and allotting marks on performance.
5. **Was it done jointly by more than one examiner-**
Yes, One external and one internal in one set of examiner for each table .
6. **How are the marks obtained in different parts of the examination grouped?**
Marks obtained in different sections were added and given out of total 10 marks.
7. **What is the minimum for passing in each and in the grand total- 50%**
8. **Results for the last three years. N.A**
9. **No. of students appeared-92 students appear this year 2017. (1st batch)**
10. **No. of students passed- N.A**
11. **Other remarks if any. Nil**

Conclusions :

Was the examination conducted satisfactorily? Yes

Observations of the assessors are to be made in assessment report only.

Was the standard sufficient for the M.B.B.S. examination as required by Regulations of the Medical Council of India? Yes

Observations of the assessors are to be made in assessment report only.
- Yes

Sangeeta
23/11/17
Dean Academics
SHKM, Govt. Medical College
Nuh, Nuh, Haryana

A. K. M
22-11-17

Raminder
23/11/17