

105202
28-04-16

MEDICAL COUNCIL OF INDIA
ASSESSMENT FORM FOR 100 MBBS ADMISSIONS REPORT
(INCREASE IN ADMISSION CAPACITY FROM 50 TO 100)

Verification of Compliance
Part - A-III
(to be filled by the Assessors)

1.1 Type of Assessment

U/S 10A- Compliance :

U/S 11- Recognition - Compliance ✓

Continuation of Recognition- Compliance ()

Any Other: _____

Name of the Institution	:	Dr. Rajendra Prasad Govt. Medical College, Kangra at Tanda		
Address	:	Dr. Rajendra Prasad Govt. Medical College, Kangra at Tanda-176001		
Telephone No.	:	01892-267115		
E-mail	:	<u>Principal.tanda@gmail.com</u>		
Council Letter No & Date	:	MCI-37(1)(UG)(Recg-5)/2016-17-Med./ dated 19/04/2016		
Assessment Date:	25 th April, 2016		Last Assessment Date :	14 th & 15 th March, 2016

25.1.16
Dr. Abhimanyu Basu
Signature of Assessors

Dr. Rajendra Prasad

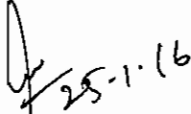
Dr. S. Appla Naidu 25/4/16


25/4/16
Dr. Anil Chauhan
Signature of Dean/Principal
Dr. R.P. Govt. Medical College
Kangra At Tanda

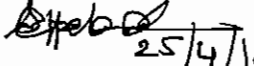
PG Courses	:	Yes
------------	---	-----


Particulars of Assessors

Name of the Assessors	Correspondence Address	Contact No	Email
Dr. Abhimanyu Basu Professor, Deptt. of Surgery	Institute of Postgraduate Education & Medical Research, Kolkata, West Bengal	9230812270, 9433336732	ovmanyubasy@yahoo.co.in
Dr. Rajiv Ranjan Prasad, Professor, Deptt. of Physiology	Govt. Medical College, Bettiah, Bihar	09334118112, 09431049548	pmchrajivranjanprasad@gmail.com
Dr. S. Appla Naidu, Professor, Deptt. of Community Medicine	Andhra Medical College, Visakhapatnam, Andhra Pradesh	09848130881	naiduspm@gmail.com


25-1-16
Dr. Abhimanyu Basu
Signature of Assessors


25/4/16
Dr. Rajiv Ranjan Prasad


25/4/16
Dr. S. Appla Naidu


25/4/16
Dr. Anil Chauhan
Principal
Signature of Dean/Principal
Dr. R.P. Govt. Medical College
Kangra At Tanda

Verification of compliance submitted by institute:

Sr.No.	Deficiencies reported from GOI/MCI	Compliance by College sent to GOI/MCI	Remarks of the Assessors after the assessment
1	Deficiency of faculty is 27.61 % as detailed in the report.	<p>The MCI inspection was carried out on the dates 14.3.2016 & 15.3.2016 during which half of the Faculty Members were on winter vacation in two halves w.e.f. 1.1.2016 to 7.2.2016 and 9.2.2016 to 17.3.2016 vide this office order No.HFW-H(DRPGMC)-12/07(staff) 058-90 dated 01-01-2016 (Annexure -I) which has already been handed over to the MCI Assessor at the time of assessment.</p> <p>The MCI had already been intimated and requested to carry out the inspection after vacation vide this office letter No.HFW-H(DRPGMC)145/09(MCI)-23591-625 dated 09-12-2015 (annexure-II) and letter of even No.23088-98 dated 30-12-2015 (Annexure-III)</p> <p>Hence no deficiency of faculty.</p>	Faculty deficiency is 2.34 %
2	Shortage of Residents is 13.4% as detailed in the report.	<p>The MCI inspection was carried out on the dates 14.3.2016 & 15.3.2016 during which half of the Sr.Residents were on winter vacation in two halves w.e.f. 1.1.2016 to 7.2.2016 and 9.2.2016 to 17.3.2016 vide this office order No.HFW-H(DRPGMC)-12/07(staff) 058-90 dated 01-01-2016 (Annexure-I). which has already been handed over to the MCI Assessor at the time of assessment.</p> <p>The MCI had already been intimated and requested to</p>	Residents deficiency is 2.89%

Dr. Abhimanyu Basu
Signature of Assessors

Dr. Rajiv Ranjan Prasad

Dr. S. Appala Naidu

Dr. Anil Chauhan
Principal
Signature of Dean/Principal
Dr. R.P. Govt. Medical College
Kangra At Tanda

		<p>The MCI had already been intimated and requested to carry out the inspection after vacation vide this office letter No.HFW-H(DRPGMC)145/09(MCI)-23591-625 dated 09-12-2015(Annexure -II)</p> <p>and letter of even No.23088-98 dated 30-12-2015 (Annexure -III)</p> <p>Hence no deficiency of Residents.</p>	
3.	Bed occupancy is 69% on day of assessment.	<p>As per the Medical Supdt. letter No.HFW-H(DRPGMC)MS/2016-1186 dated 25.3.2016 (Annexure -IV)</p> <p>Bed occupancy on the day of assessment was 97%.</p>	Bed occupancy is 94%(10.AM on 25 th April, 2016)
4	<p>OPD: Injection room is common for males & females. Dressing room is common for males & females. Plaster room & Plaster Cutting room are in one room. In Paediatrics OPD, Child Rehabilitation clinic is not available.</p>	<p>As per the Medical Supdt. letter No.HFW-H(DRPGMC)MS/2016-1186 dated 25.3.2016 (Annexure -IV)</p> <ul style="list-style-type: none"> - Separate injection rooms for Males & Females are available. - Deptt. of Ortho and Surgery has separate dressing room for males & females in OPD complex. Deptt. of Ortho has separate plaster room & plaster cutting room. <p>As per the HOD, Paediatrics letter No.HFW(DRPGMC)/PED/MCI/2016/-202 dated 23.3.2016 (Annexure-V)</p> <p>The Child Rehabilitation Clinic Services are being provided in the Children OPD as follows :</p> <p>1. High Risk Follow up services under Consultant</p>	<p>All deficiencies corrected except space for female injection room is identified.</p> <p>Dressing rooms are separate for male and female.</p> <p>Plaster room & Plaster Cutting room are in different rooms.</p> <p>Paediatrics OPD, Child Rehabilitation clinic is made available</p>

Dr. Abhimanyu Basu
Signature of Assessors

Dr. Rajiv Ranjan Prasad

Dr. S. Appla Naidu

Dr. Anil Chauhan
Signature of Dean/Principal

Principal
Dr. R.P. Govt. Medical College
Kangra At Tande

		<p>every Wednesday where all high risk newborns discharged from NICU/SNCU are examined for Neuro developmental problems for early intervention and plan link up and follow ups services. Provision has been made for ROP screening in NICU/SNCU and follow up by Ophthalmologist.</p> <p>2.All children with development delay attending OPD and Indoor are assessed for DQ (Developmental quotient) and IQ by child Psychologist Mr.Neeraj on daily basis. Children are also screened for Autistic Spectrum Disorders (ASD), ADHD and other behavior problems and cognitive delays and counseling provided to them with follow ups.</p> <p>3. Physical therapy for Neuromotor disorders like cerebral palsy, muscular dystrophies and neurodegenerative disorders are being provided in OPD by Physiotherapist once/week.</p> <p>4. Linkage services from children OPD are provided for children with hearing/ speech disorders by Audiologist for audiological evaluation/BERA/speech Therapy. Children with vision problems are assessed by Optometrist and further evaluation by Consultant Ophthalmology.</p> <p>Early Intervention Center at DRPGMC Kangra at Tanda under RBSK has been approved by the Govt as a fully functional facility with additional posts proposed for the Center to provide Child Rehabilitative Services viz. under one roof.</p>	
5	Wards: Demonstration room is not available in some rooms & in some wards it is smaller.	As per the Medical Supdt. letter No.HFW-H(DRPGMC)MS/2016-1186 dated 25.3.2016 (Annexure - IV)	Demonstration rooms are made available.

Dr. Abhimanyu Basu
Signature of Assessors

Dr. Rajiv Ranjan Prasad

Dr. S. Ajla Naidu

Dr. Anil Chauhan
Signature of Dean/Principal

Dr. R.P. Govt. Medical College
Kangra At Tanda

		Demonstration rooms are available adjoining to wards	
6	Casualty : NIL patient was admitted in Casualty on day of assessment.	As per the Medical Supdt. letter No.HFW-H(DRPGMC)MS/2016-1186 dated 25.3.2016 (Annexure - IV) Patients are being admitted in the casualty and after stabilizing they are being shifted to respective wards.	12 patient are admitted at 11 AM on 25 th April, 2016
7	O.T.s : Central O2 and Central Suction are not available.	As per the Prof. & Head (Anaesthesia) letter No.HFW-H(DRPGMC)/ANES/2016-220 dated 23.3.2016 (Annexure - VI), the present status of Central Oxygen and Central suction is as under : Installation work of medical gas pipe line system (MGPS)incorporating central oxygen, nitrous oxide, suction, medical air, scavenging etc.) has been completed and awaiting testing and commissioning, which will take around 20 days once started. Letter of award of work of MGPS to HSCC and photographs of MGPS installation are attached(Annexure-VI(a).	Central oxygen and suction are available but yet to be functional on the day of assessment.
8	MRD : It is partially computerized. ICDX classification of diseases is used partially for indexing of diseases.	MRD is partially computerized. However the campus computerization of Dr.RPGMC Tanda is under progress. The equipments in the Data Center have been installed and networking is under process. The material amounting to Rs.13,55,22,076/- have been received which includes 150 desktop, 350 tablets and other material related to the computerization (Annexure-VII). -ICD-10 classification of disease is being done.	MRD is not computerized at the time of Assessment.
9	Paramedical & Non-teaching staff : Total 144 Paramedical &	As per Supdt. Gr.I letter No.HFW-H(DRPGMC)NG/Set/09/5526 dated 28.3.2016 (Annexure-	Paramedical & Non-teaching staff: <i>anur</i> 28/4/16

[Signature]
Dr. Abhimanyu Basu
Signature of Assessors

Dr. Rajiv Ranjan Prasad

Dr. S. Applla Naidu

[Signature] 28/4/16
Dr. Anil Chauhan
Signature of Dean/Principal
Principal
Dr. R.P. Govt. Medical College
Kangra At Tanda

	Non-teaching staff are appointed against requirement of 179.	VIII) The MCI requirement of the paramedical staff including supporting staff is 175 for 100 MBBS students. The total sanctioned posts of paramedical staff including supporting staff are 238.	Adequate. 539(as per Govt. records)																
10	Lecture Theater : Requirement is 4 Lecture Theaters of 120 capacity each in the college & 1 of 150 capacity in hospital. Available are 3 of capacity 150 each & 3 of 100 each in the college & 1 of capacity 150 in the hospital. Thus capacity of 1 Lecture Theatre in college is less than required.	As per the Academic Co-ordinator, DRPGMC Tanda letter No.HFW-H(DRPGMC)Academic Coordinator/2016-5612 dated 28.3.2016(Annexure-IX), -The detail of lecture theatres available at Dr.RPGMC Tanda is as below: <u>No. of lecture theatres</u> <table> <tr> <td></td><td>College</td><td>Hospital</td><td>Total</td></tr> <tr> <td>Number</td><td>6</td><td>1</td><td>7</td></tr> <tr> <td>Gallery Type</td><td>4</td><td>1 (in Autopsy Block</td><td>5</td></tr> <tr> <td>Level Type</td><td>2</td><td>-</td><td>2</td></tr> </table> <u>Seating Capacity</u> Gallery Type -150 students each in 3 and 120 students each in 2 Level Type - 100 students in each		College	Hospital	Total	Number	6	1	7	Gallery Type	4	1 (in Autopsy Block	5	Level Type	2	-	2	Three Lecture halls 150 capacity and two lecture theatres of 120 capacity.
	College	Hospital	Total																
Number	6	1	7																
Gallery Type	4	1 (in Autopsy Block	5																
Level Type	2	-	2																
11	Central Library : Available Internet Nodes are 15 against requirement of 25.	As per the Chairman, Central Library-cum- HOD(Skin & STD) letter No. DRPGMCH/Lib/5/2016/-179 dated 25.3.2016 (Annexure -X)	Computers have been purchased. 25 nodes are functional on the day of																

Dr. Abhimanyu Basu
Signature of Assessors


Dr. Rajiv Ranjan Prasad

Dr. S. Appala Naidu

Dr. Anil Chauhan
Signature of Dean/Principal
Dr. R.P. Govt. Medical College
Tanda, Al Tanda

24/7/16
25/7/16


		<p>1. We already have fully functional 15 computers with internet connection from NKN in the library.</p> <p>2. We have additional 10 computers for the library under Campus computerization project that is already more than 70% is complete.</p> <p>3. Order for supply of additional computer tables and chairs (20 each) has been placed (copy enclosed-Annexure Xa). All the computers/internet nodes will be fully functional.</p>	assessment.
12	Common Rooms for Boys & Girls are smaller than required. Attached toilets are not available.	<p>As per the Chief Warden letter No. HFW-H(DRPGMC)/Hostel/Allotment/09-363 dated 25-3-2016 (Enclosure - XI).</p> <ul style="list-style-type: none"> - Common room facility is available in each MBBS boys and Girls Hostels in the campus of the institution which are of size 50 Sq. meter each and the toilet facility is available on the same floor of the hostel. 	Common room facility is available in boys and Girls Hostels which are of size 50 Sq. meter each with toilet facility.




Dr. Abhimanyu Basu
Signature of Assessors



Dr. Rajiv Ranjan Prasad



Dr. S. Appala Naidu



Dr. Anil Chauhan
Principal
Signature of Dean/Principal
Dr. R.P. Govt. Medical College
Rangra At Tanda

13

Students' Hostels : Available accommodation is 360 against requirement of 375. Out of this, accommodation for 20 is in Dormitory which is not permissible.

As per Chief Warden letter No.HFW-H(DRPGMC)/Hostel/Allotment/09-363 dated 25-3-2016 (Enclosure - XI), the status of hostel accommodation available in this institution is as under :

Sr.No.	Name of Hostel	Total Rooms	Number of students than can be accommodated
1	Main Boys	120	120
2	Satluj Hostel	100 + 2 dormitories	100
3	Girls Hostel	120	120
4	Vivekananda MBBS Girls Set 401-416	32	64
5	MBBS 1 st year girls Type V Building	30	60
6	Interns Hostel	104	52 Boys and 52 Girls
7	Vivekananda PG hostel	32	64

The hostel accommodation of 402 rooms (excluding dormitories) is available for MBBS students which can accommodate 464 students and additional 104 rooms are

The hostel accommodation of 402 rooms is available for MBBS students which can accommodate 464 students.


Dr. Abhimanyu Basu
Signature of Assessors

Dr. Rajiv Ranjan Prasad


Dr. S. Appala Naidu


Dr. Anil Chauhan
Signature of Dean/Principal
Principal
Dr. R.P. Govt. Medical College
Kangra At Tanda

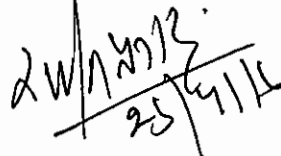
		also available for the Interns.	
14	Physiology Department : Seats in Haematolgy laboratory are less.	The supply order for purchase of stools for Haematolgy laboratory has been placed vide this office letter No. HFW-H(DRPGMC)34/97-5486-90 dated 26-3-2016 (Annexure-XI I)	Seats in Haematolgy laboratory are less. Orders has been placed (copy attached)
15	Biochemistry Department : Seats in Practical laboratory are less.	The supply order for purchase of stools for Practical laboratory in Biochemistry has been placed vide this office letter No. HFW-H(DRPGMC)34/97-5486-90 dated 26-3-2016 (Annexure-XII)	Seats in Practical laboratory are less. Orders has been placed (copy attached)
16	RHTC : Residential accommodation is available but	As per HOD, Community Medicine, DRPGMC Tanda letter No.HFW-DRPGMC-CM(General) dated 28.3.2016	Residential accommodation is


Dr. Abhimanyu Basu
Signature of Assessors

Dr. Rajiv Ranjan Prasad


Dr. S. Appala Naidu


Dr. Anil Chauhan
Signature of Dean/Principal
Dr. R.P. Govt. Medical College
Kangra At Tanda


25/4/16

	not used.	(Annexure- XIII) - The accommodation at Shahpur is undergoing repair. Hence alternative arrangement has been made in the staff quarters at CHC Shahpur.	available and being used.
17	Website : It is not regularly updated. Details of University, Citizens' Charter, List of students admitted are not updated. Toll free number for to report ragging is not provided.	As per Dr.Vivek Chauhan, Assistant Professor, Medicine-cum-Co-ordinator College Website letter dated 26.3.2016 (Annexure -XIV) It is submitted that 1. The details of the Affiliated University, Vice Chancellor and Registrar have been updated. 2. Citizen's charter has been added to the website. 3. The list of students has been updated. 4. The toll free number to report ragging has been provided.	Website is now updated Details of University, Citizens' Charter, List of students admitted are updated. Toll free number for to report ragging is provided.
18	Other deficiencies as pointed out in the assessment report. - No basic course conducted at DRPGMC Tanda	- As informed by the Co-ordinator, Medical Education Unit that all resource faculty of MEU must undergo revised basic course workshop training and AT-COM module at MCI designated regional centre before a basic course workshop can be held at a Medical College. Faculty members have been nominated for these workshops in October, 2015 and January, 2016. - As per the HOD, Ophthalmology letter No.HFW-	MCI recognized revised basic course workshop not conducted as this Institution is not approved by MCI for the same. Faculties are attending workshops in MCI recognized Institutes regularly.

Dr. Abhimanyu Basu
Signature of Assessors

Dr. Rajiv Ranjan Prasad

Dr. S. Appala Naidu

Dr. Anil Chauhan
Signature of Dean/Principal
R.R. Govt. Medical College
Angre At Tanda

		<p>H(DRPGMC)OPH-103 dated 25.3.2016 (Annexure XV)</p> <p>1. Ophthalmology department has its seminar room in the OPD complex where clinical findings are demonstrated to the students.</p> <p>2. Department has its clinical demonstration room in Female eye ward.</p> <p>As per the HOD, ENT letter No.HFW-H(DRPGMC)ENT- 958 dated 26.3.2016 (Annexure-XVI) that the Department of ENT has got its own clinical demonstration room in the male ENT ward. There is a separate seminar room in the ENT OPD complex.</p> <p>As per the HOD, Skin letter No.DRPGMC(DVL) Gen/2016-67 dated 26.3.2016 (Annexure- XVII) that there is already a demonstration room in the OPD complex.</p> <p>As per the HOD, Orthopaedics letter No.HFW-H(DRPGMC)Ortho./MCI/2016-266 dated 28.3.2016 (Annexure-XVIII) that Dr.Bhanu Awasthi is working as Professor & Head, Department of Orthopaedics and during the MCI inspection he was on winter vacation.</p>	<p>Ophthalmology department has its seminar room in the OPD complex.</p> <p>ENT demonstration room in the male ENT ward. Demonstration room available in the ENT OPD.</p>
	<p>- There is one demonstration room in the deptt. of Eye and ENT.</p> <p>- There is no demonstration room in</p>		

Dr. Abhimanyu Basu
Signature of Assessors

Dr. Rajiv Ranjan Prasad

Dr. S. Appala Naidu

Dr. Anil Chauhan

Signature of Dean/Principal
Principal

Dr. R.P. Govt. Medical College
Tanda

	the Skin department.		Demo room is made available in Skin Deptt
	- One Professor is deficient in Orthopaedics department.		No faculty/residents deficiency in Orthopedics.

Clinical material:

Item	On Day of assessment	Remarks
O.P.D. attendance at 2.PM on first day	970	
Casualty attendance (24 hrs. data)	86	
No of admissions	86	
No. of discharges	65	
Bed occupancy% at 10.00 AM on first day	94%	
Operative Work		
No, of major surgical operations	17	
No. of minor surgical operations	92	
No. of normal deliveries	2	
No. of caesarian sections	3	

Dr. Abhimanyu Basu
Signature of Assessors

Dr. Rajiv Ranjan Prasad

Dr. S. Appla Naidu

Dr. Anil Chauhan
Principal
Signature of Dean/Principal
Dr. R.P. Govt. Medical College
Kongre At Tanda

Item	On Day of assessment		Remarks
	O.P. D	I.P.D	
Radiological Investigations			
X-ray	166	24	
Ultrasonography	55	15	
Barium, IVP etc.	1		
C.T. Scan	16	8	

Item	Day of assessment		Remarks
	O.P. D	I.P.D	
Laboratory Investigations - No. of Tests			
Biochemistry	760	340	
Microbiology	26	20	
Serology	68	17	
Hematology	490	208	
Histopathology	0	9	
Cytopathology	106	72	

Dr. Abhimanyu Basu
Signature of Assessors

Dr. Rajiv Ranjan Prasad

Dr. S. Appla Naidu

Dr. Anil Chauhan
Signature of Dean/Principal
Dr. R.P. Govt. Medical College
Kangra At Tanda

Medical College-Staff Strength:

Name of College: Dr. Rajendra Prasad Govt. Medical College, Kangra at Tanda
 Number of students - 100. PG Courses (Yes, except Anatomy, Physiology, Forensic Medicine, T.B & CD, Psychiatry, Dentistry)
 Calculation Sheet

Department	Designation	Requirement as per MSR (UG)	Additional faculty required for running PG courses (if any)	Total (UG + PG)	Accepted	Deficiency
Anatomy	Professor	1		1	1	
	Assoc. Prof.	1		1	0	1
	Asstt.Prof.	1		1	2	
	Tutor	3		3	3	
Physiology	Professor	1		1	1	
	Assoc. Prof.	1		1	1	
	Asstt.Prof.	1		1	1	
	Tutor	3		3	3	
Biochemistry	Professor	1		1	1	
	Assoc. Prof.	1		1	1	
	Asstt.Prof.	1		1	1	
	Tutor	3		3	4	
Pharmacology	Professor	1		1	2	
	Assoc. Prof.	1		1	0	
	Asstt.Prof.	1		1	2	
	Tutor	2		2	2	
Pathology	Professor	1		1	1	
	Assoc. Prof.	2	1	3	2	1
	Asstt.Prof.	3	1	4	5	

Dr. Abhimanyu Basu
Signature of Assessors

Dr. Rajiv Ranjan Prasad

Dr. S. Appala Naidu

Dr. Anil Chauhan
Signature of Dean/Principal

Dr. R.P. Govt. Medical College
Kangra At Tanda

Department	Designation	Requirement as per MSR (UG)	Additional faculty required for running PG courses (if any)	Total (UG + PG)	Accepted	Deficiency
	Tutor	4	1	5	7	
Microbiology	Professor	1		1	2	
	Assoc. Prof.	1		1	1	
	Asstt.Prof.	1		1	2	
	Tutor	3		3	6	
Forensic Medicine	Professor	1		1	1	
	Assoc. Prof.	0		0	0	
	Asstt.Prof.	1		1	1	
	Tutor	2		2	2	
Community Medicine	Professor	1		1	2	
	Assoc. Prof.	2		2	1	
	Asstt.Prof.	2		2	4	
	Epidemio-Logist-Cum-Asstt.Prof.	1		1	1	
	Statistician-Cum- Asstt. Prof.	1		1	1	
	Tutor	3		3	3	
General Medicine	Professor	1		1	3	
	Assoc. Prof.	3	1	4	3	
	Asstt.Prof.	4	3	7	6	
	Sr. Resident	4		4	4	
	Jr. Resident	8		8	15	
Paediatrics	Professor	1		1	2	
	Assoc. Prof.	1	1	2	2	
	Asstt.Prof.	2	1	3	4	
	Sr. Resident	2		2	2	
	Jr. Resident	4		4	14	
Tuberculosis & Respiratory	Professor	1		1	0	1
	Assoc. Prof.	0		0	1	

Dr. Abhimanyu Basu
Signature of Assessors

Dr. Rajiv Ranjan Prasad

Dr. S. Appala Naidu

Dr. Anil Chauhan
Signature of Dean/Principal
Dr. B.P. Govt. Medical College
B. P. Tondur

Department	Designation	Requirement as per MSR (UG)	Additional faculty required for running PG courses (if any)	Total (UG + PG)	Accepted	Deficiency
Diseases	Asstt.Prof.	1		1	0	
	Sr. Resident	1		1	0	1
	Jr. Resident	2		2	1	1
Dermatology, Venereology & Leprosy	Professor	0	1	1	1	
	Assoc. Prof.	1		1	1	
	Asstt.Prof.	1		1	1	
	Sr. Resident	1		1	1	
	Jr. Resident	2		2	8	
Psychiatry	Professor	0		0	0	
	Assoc. Prof.	1		1	1	
	Asstt.Prof.	1		1	1	
	Sr. Resident	1		1	1	
	Jr. Resident	2		2	2	
General Surgery	Professor	1		1	3	
	Assoc. Prof.	3	1	4	3	
	Asstt.Prof.	4	3	7	6	
	Sr. Resident	4		4	5	
	Jr. Resident	8		8	12	
Orthopaedics	Professor	1		1	1	
	Assoc. Prof.	1	1	2	2	
	Asstt.Prof.	2	1	3	3	
	Sr. Resident	2		2	4	
	Jr. Resident	4		4	9	
Oto-Rhino-Laryngology	Professor	1		1	1	
	Assoc. Prof.	1		1	1	
	Asstt.Prof.	1		1	1	
	Sr. Resident	1		1	1	
	Jr. Resident	2		2	5	

Dr. Abhimanyu Basu
Signature of Assessors


Dr. Rajiv Ranjan Prasad

Dr. S. Appala Naidu

Dr. Anil Chauhan
Signature of Dean/Principal

Dr. D.P. Govt. Medical College
Jangra At Tanda


Department	Designation	Requirement as per MSR (UG)	Additional faculty required for running PG courses (if any)	Total (UG + PG)	Accepted	Deficiency
Ophthalmology	Professor	1		1	3	
	Assoc. Prof.	1		1	0	
	Asstt.Prof.	1		1	1	
	Sr. Resident	1		1	4	
	Jr. Resident	2		2	12	
Obstetrics & Gynaecology	Professor	1		1	4	
	Assoc. Prof.	1	1	2	2	
	Asstt.Prof.	2	1	3	3	
	Sr. Resident	2		2	5	
	Jr. Resident	4		4	9	
Anaesthesiology	Professor	1		1	4	
	Assoc. Prof.	2	1	3	1	
	Asstt.Prof.	4	1	5	4	
	Sr. Resident	3	1	4	4	
	Jr. Resident	4		4	7	
Radio-Diagnosis	Professor	1		1	2	
	Assoc. Prof.	1	1	2	1	
	Asstt.Prof.	1	1	2	3	
	Sr. Resident	2	1	3	4	
Dentistry	Professor	1		1	1	
	Assoc. Prof.	1		1	1	
	Asstt.Prof.	1		1	2	
	Tutor/JR	1		1	4	



Dr. Abhimanyu Basu
Signature of Assessors



Dr. Rajiv Ranjan Prasad



Dr. S. Appala Naidu



Dr. Anil Chauhan
Signature of Dean/Principal
Dr. R.P. Govt. Medical College
Bikaner, Rajasthan

Deficiency chart:

Department	Professor	Asso. Prof	Asst. Prof.	Tutors	SR	JR
Anatomy	NIL	1	NIL	NIL	NIL	NIL
Physiology	NIL	NIL	NIL	NIL	NIL	NIL
Bio chemistry	NIL	NIL	NIL	NIL	NIL	NIL
Pharmacology	NIL	NIL	NIL	NIL	NIL	NIL
Pathology	NIL	1	NIL	NIL	NIL	NIL
Microbiology	NIL	NIL	NIL	NIL	NIL	NIL
Forensic Medicine	NIL	NIL	NIL	NIL	NIL	NIL
Community Medicine	NIL	NIL	NIL	NIL	NIL	NIL
Gen. Medicine	NIL	NIL	NIL	NIL	NIL	NIL
Paediatrics	NIL	NIL	NIL	NIL	NIL	NIL
Tb and Chest	1	NIL	NIL	NIL	1	1
Dermatology	NIL	NIL	NIL	NIL	NIL	NIL

Dr. Abhimanyu Basu
Signature of Assessors

Dr. Rajiv Ranjan Prasad

Dr. S. Appla Naidu


Dr. Anil Chauhan
Signature of Dean/Principal
Dr. R.P. Govt. Medical College
Kongra At Tanda


Department	Professor	Asso. Prof	Asst. Prof.	Tutors	SR	JR
Dermatology	NIL	NIL	NIL	NIL	NIL	NIL
Psychiatry	NIL	NIL	NIL	NIL	NIL	NIL
Gen Surgery	NIL	NIL	NIL	NIL	NIL	NIL
Orthopaedics	NIL	NIL	NIL	NIL	NIL	NIL
ENT	NIL	NIL	NIL	NIL	NIL	NIL
Ophthalmology	NIL	NIL	NIL	NIL	NIL	NIL
Ob-Gy	NIL	NIL	NIL	NIL	NIL	NIL
Anaesthesiology	NIL	NIL	NIL	NIL	NIL	NIL
Radiology	NIL	NIL	NIL	NIL	NIL	NIL
Dentistry	NIL	NIL	NIL	NIL	NIL	NIL
Total	1	2	NIL	NIL	1	1

1) Deficiency of Teaching Faculty : 2.34 % (3 out of 128)

2) Deficiency of resident doctors : 2.89 % (2 out of 69)


Dr. Abhimanyu Basu
Signature of Assessors


Dr. Rajiv Ranjan Prasad


Dr. S. Appala Naidu


Dr. Anil Chauhan
Principal
Signature of Dean/Principal
Kangra At Tanda

Notes:

For purpose of working out the deficiency:

(1) The deficiency of teaching faculty and Resident Doctors shall be counted separately.

(A) For Teaching Faculty:

(a) For calculating the deficiency of faculty, Prof., Assoc Prof., Asst. Prof & Tutor in respective departments shall be counted together.

(b) Any excess teaching faculty in higher cadre can compensate the deficiency of lower cadre of the same department only.

(c) Any excess teaching faculty of lower cadre/ category in any department cannot compensate the deficiency of any teaching faculty in the higher cadre/category of the same department or any other department. e.g. excess of Assistant Professor cannot compensate the deficiency of Associate Professor or Professor.

(d) Excess/Extra teaching faculty of any department cannot compensate the deficiency of any teaching faculty in any other department.

(B) For Resident Doctors:

(a) Excess of SR can be compensated to the deficiency of JR of the same department only.

(b) Excess SR/JR of any department cannot compensate the deficiency of SR/JR in any other department.

(c) Any excess of JR cannot compensate the deficiency of SR in same or any other department.

(d) Any excess/ extra teaching faculty of same or any other department cannot compensate the deficiency of SR/JR. e.g. excess of Assistant Professor cannot compensate the deficiency of SR or JR.

(2) A separate department of Dentistry/ Dental faculty is not required where a dental college is available in same campus/city and run by the same management.

(3) Colleges running PG program require additional staff, beds & other requirements as per the PG Regulations - 2000.

Dr. Abhimanyu Basu
Signature of Assessors

Dr. Rajiv Ranjan Prasad

Dr. S. Appala Naidu

Dr. Anil Chauhan

Signature of Dean/Principal

Dr. R.P. Govt. Medical College
Mangalore At Tando

Confidential

MEDICAL COUNCIL OF INDIA
ASSESSMENT FORM FOR ____ ADMISSIONS REPORT

Part A-I
 (to be filled by the Institution)

1.1 Type of Assessment

U/S 10A-Regular: 4th renewal of permission for 5th batch against the increase intake i.e from 50 to 100 for MBBS students at Dr. Rajendra Prasad Govt. Medical College, Kangra at Tanda, (HP) under Himachal Pradesh University, Shimla for the academic year 2015-16 u/s 10A of the IMC Act 1956 (Letter No.U.12012/79/2015-ME(P.II) dated 10th June, 2015- copy attached- Annexure-I).

U/S 11 – Regular : Recognition (100 MBBS Seats),

U/S 19 Continuation of Recognition

Any Other:

Note:

1. All rows/columns must be filled.
2. 'Not Applicable' should be clearly written wherever a required information is not relevant.
3. All pages of the A-I are to be signed by Dean/Principal/Director.

Name of the Institution

: DR. RAJENDRA PRASAD GOVT. MEDICAL COLLEGE,
 KANGRA AT TANDA

Address

: DR. RAJENDRA PRASAD GOVT. MEDICAL COLLEGE,

Date:

Signature with stamp Dean/Principal

Principal
 Dr. R.P. Govt. Med
 Kangra At Tanda

KANGRA AT TANDA

Telephone No. : 01892-267115
 E-mail : principal.tanda@gmail.com
 Fax : 01892-267115
 Website : www.rpgmc.ac.in
 Management : Government
 Regn. no. of Society/Trust/Company: :
 Consent/Affiliation from University : Letter No. 1-152/96-HPU(Acad)1052 dated 28.12.2011 (Copy attached- Annex.-II)
 Period of Validity : Continue

No. of seats as per Essentiality Certificate : 100 MBBS Seats

(Information not required for renewal/recognition inspection)

Period of Validity : 2015-16(Continue)


Assessment Date :

Last Assessment Date : 23.12.2015

1.2 For LOP ONLY:

Date:

Signature with stamp Dean/Principal/Director


 Principal
 Dr. R.P. Govt. Medical College
 Kangra At Tanda

Location: The applicant college is located in **Kangra** (city/village) of **Sadarpur** taluka **Tanda** district of **Kangra** state **Himachal Pradesh**.

(a) (b) The College has following plots of land:

Plot #	Survey #	Place	Area	Remarks if any
				<u>As per annexure-III attached</u>

(c) The campus is unitary/divided into _____ parts. If not unitary distance between parts. _____.

1.3 Building Plan approval from the competent authority: Govt. of Himachal Pradesh(Secretary Health) (name of the authority and date of approval).

1.4 Buildings:

College: 49460 sq.mt.

Hospital (including OPD): 173644 sq.mt.



Hostel & Residential complex 528406 sqmt.

1.5 Building Use/ Occupancy Certificate: approved by _____ order no: _____ dated _____.

1.6 Nearest airport: 12 kms. (Information not required for renewal/recognition inspection)

Date:

Signature with stamp Dean/Principal/Director



 Kangra Medical College
 Tanda

- 1.7 Nearest Railway Station: 2 kms. (Information not required for renewal/recognition inspection)
- 1.8 Water Supply: Through Municipal IPH Deptt. / Borewells. (Information not required for renewal/recognition inspection)
- 1.9 Electric supply: Sanctioned Load **2x6.3 MBA**
33/11 KVA (Information not required for renewal/recognition inspection)
- 1.10 Generators: available/not available, Available load **500x2 =1000 KV**
- 1.11 Drainage & sewage disposal (Information not required for renewal/recognition inspection):
- 1.12 Working Hours:
1. OPD Timings: 9:30 am to 4pm
 2. College Timings: 8:00am to 5pm
 3. Library Timings: **8AM to 10PM (Reading upto 12 PM(midnight)**

Date:

Signature with stamp Dean/Principal/Director

Dr. N. S. Gov. Medical College
 Mangro At Tenda

1.13 Annual Budget: College & Hospital (Figure in lakhs)

Year	Current Financial Year 2015-16	
	College	Hospital
Salary	4950.78	435.50
- Doctors		
- Resident Doctors		
- Other Staff		
Technical Training	0.31	-----
Library & Education	-----	-----
Maintenance	218.01	-----
Contingencies	343.13	-----
Others	1805.50	333.40 (REOSEMP)
Total	7317.73	768.90

Date:

Signature with stamp Dean/Principal/Director

1.14 Paramedical staff (Nos.): Give details of technicians department wise:

Department	Technician	Assistant	Attendant	Other
Radiology	8 (Radiographer)	1	-	2
Biochemistry	6	3	-	1
Microbiology	5	3	-	1
Serology	1	-	-	1
Heamatology	1	-	-	1
Histo-pathology	1	-	-	-
Cytopathology	1	-	-	-
OT		-	-	4
Anesthesia	13 (OTA)	-	2	2
Blood Bank	6	1	1	1
Labour Room	-	-	-	2
Emergency Room	8	-	1	3
CSSD	05 (Supervisors)	-	-	2
Mortuary	1	-	1	2

Date:

Signature with stamp Dean/Principal/Director

Dr. Ar. Tanaka

Laundry	-	-	-	--
Electrical	-	-	-	--
Housekeeping	-	-	-	--
Bio-medical	-	-	-	--
BWM	-	-	-	--
Pharmacy	-	-	-	1

Department	Technician	Assistant	Attendant	Other
Anatomy	1	1	1	1
Biochemistry	As above	-	-	1
Physiology	1	-	-	1
Microbiology	As above	-	-	2
Pathology	9	3	-	2
Forensic Medicine	2	1	1	2
Community Medicine	-	-	1	1
Pharmacology	2	-	-	1
UHC	-	-	-	-
RHC	-	-	-	1

Date:

Signature with stamp Dean/Principal/Director

Principal
Dr. R.P. Govt. Medical College
Kangra, Ar. Tando

1.15 Nursing Staff available:

Category	No of Beds <u>593</u>		Remarks
	Required Nos.	Available Nos.	
Staff Nurses	451	337	Required Nos. are calculated on the basis of 500 beds as per MCI norms
Sister Incharge	37	69	
ANS	10	-	
DNS	3	-	
Nursing Suptd	3	3	
Matron	4	5	
Sister Tutor	-	2	
Total	508	416	

1.16 Medical Education Unit (MEU): (Information not required for LOP inspection)

Available as per regulations : **Yes**

Name of the MEU coordinator :	Dr. Rajiv Tuli	Prof. & HOD, Ophthalmology
Details of affiliated faculty :	Dr. Vikram Mahajan	Prof. & HOD, Skin & VD
	Dr. Parveen Sharma	Assoc. Prof. Pharmacology
	Dr. Vipin Sharma	Assoc. Prof. Orthopedics
	Dr. Ashok Verma	Assoc. Prof. OBG
	Dr. Seema Sharma	Assoc. Prof. Pediatrics
	Dr. Sunil Raina	Assoc. Prof. Community Medicine
	Dr. Vivek Chauhan	Asstt. Prof. Medicine

Date:

Signature with stamp Dean/Principal/Director

Dr. P.P. Govt. Medical
College At Tanda

Dr.Renu Chauhan
Dr.Piyush Gautam

Asstt.Prof. Community Medicine
Asstt.Prof. Pediatrics

Details of the Orientation programme and Basic Course Workshop undergone by MEU}:

Coordinator: : **1st Revised Basic Course**

Workshop along with AT-COM

Name of the MCI Regional Centre where : **MCI Regional Centre in MET,**

above training has been undertaken **Himalayan Institute of**

Medical Sciences, Dehradun-248016.

Date/s of the above workshops : **24-27th August, 2015**

Details & Duration of Workshops in Medical Education Technology conducted by MEU: -

Details of faculty who have undergone basic course workshop in *Medical Education Technology* at the allocated MCI Regional Centre CMC,Ludhiana.


Basic Course at Dehradun

2014(3-5 April)- Dr.Parveen Sharma, Dr.S.C.Jaryal

2014(Aug.2014) – Dr.Anil Chauhan, Dr.Bal Chander,

Date:

Signature with stamp Dean/Principal/Director



Dr.Pardeep Bansal, Dr.Vishav Chander

2014 (Oct. 30 – Nov.01, 2014) – Dr.Milap Sharma, Dr.Vijay Arora

2015 (Jan 22-24, 2015) – Dr.Vikram Mahajan, Dr.Sunil Raina

2015 (Mar 26-28, 2015) – Dr.Ramesh Bharti, Dr.Suresh Verma, Dr.Vipin Sharma

2015 (28th Oct.2015) - Dr.Ashok Verma, Assoc.Prof.OBG

First Revised Basic Course Workshop along with AT-COM module at Dehradun

2015 (24th August to 27th August, 2015) - Dr.Ashok Verma, Assoc.Prof. OBG

First Advance Course at CMC, Ludhiana

2014(Aug25-28, 2014) - Dr.Praveen Sharma, , Dr.Seema Sharma, Dr.Bal Chander

2015(Mar 16-20, 2015) – Dr.Rajeev Tuli, Dr.Ashok Verma

An Edu Sat facility also exists in this institution with connectivity to NICD which is also placed under the Medical Education unit

Feedback evaluation of workshops and action taken reports on the basis of feedback obtained (comments in the annexure)


1.17 Continuing Medical Education: (Information not required for LOP inspection)

Details of CMEs/workshop organized by the college held in the past 1 year: 12 (Annexure-III)

Details of the credit hours awarded for the past one year 8 hours (4 hrs for CME on “Ultrasound in anaesthesia Critical care & pain management” and 4 hrs for CME on “Surveillance of Hospital Acquired infection and investigation and management of out breech in hospital setting”)

Date:

Signature with stamp Dean/Principal/Director


Dr. Rajeev Tuli
Dean/Principal/Director

1.18 College Council : (Information not required for LOP inspection)

- Name, designation, contact no. and address of the President & Secretary.
- Composition of the Council (HODs as members & Principal / Dean as chairperson)

Principal, Dr. Anil Chauhan,

Chairman

All the Professor & Head of Departments of Dr. RPGMC, Tanda

Members

- No. of times the College Council meets per year (min 4) : **Quarterly in a year and as and when required**
- Action taken report on College Council Meetings (details / comments in annexure-IV attached)

1.19 PG Course: If the college is running PG course; Please mention the intake of PG seats subject wise

Sr No.	Subject	No. of Permitted sets	No. of recognized seats
1	Pathology	1	-
2	Pharmacology	3	-
3	Biochemistry	-	Recognized 1 (one) PG seat
4	Ophthalmology	4	-
5	Radiodiagnosis	3	-
6	General Medicine	5	-
7	Dermatology(DVL)	-	Recognized 3 (Three) PG seats
8	Microbiology	1	Recognized 2 (Two) PG seats
9	Pediatrics	3	Recognized 2 (Two) PG seats
10	Community Medicine	0	Recognized 2 (Two) PG seats
11	General Surgery	3	Recognized 2 (Two) PG seats

Date:

Signature with stamp Dean/Principal/Director

12	ENT	0	Recognized 2 (Two) PG seats
13	Orthopedics	2	Recognized 1 (One) PG seat
14	Anaesthesia	3	Recognized 2 (Two) PG seats
15	OBG	1	Recognized 2 (Two) PG seats
	Total Seats	29	19

1.20 Clinical Material

Item	Daily average (for last 3 randomly selected months)as provided by institute (Dec, Jan & Feb)	15.01.2016	15.02.2016	14.03.2016 (upto 2PM)
O.P.D. attendance (At the end of OPD timing)	1487	1246	1509	1004
Casualty attendance (24 hrs. data)	68	67	71	22
No of admissions	113	130	155	48
No. of discharges	102	94	152	91

Date:

Signature with stamp Dean/Principal/Director

Item								
Bed occupancy:								
No. of Beds	593		593		593		593	
No of Beds occupied	520		535		548		580	
No of beds required	73		58		45		13	
Bed occupancy %	94%		90%		92%		97%	
<u>Operative Work</u>								
No, of major surgical operations	19		18		16		9	
No. of minor surgical operations	64		55		64		53	
No. of normal deliveries	15		16		17		8	
No. of caesarian sections	6		8		3		2	
<u>Radiological Investigations</u>								
	O.P.D.	I.P.D.	O.P.D.	I.P.D.	O.P.D.	I.P.D.	O.P.D.	I.P.D.
X-ray	160	65	244	36	271	45	156	25

Date:

Signature with stamp Dean/Principal/Director

Principal
 Dr. S. S. S. S. S.
 Dr. S. S. S. S. S.

Item								
Ultrasonography	80	35	78	21	73	30	74	18
Barium, IVP etc.	2	2	1		4		1	
C.T. Scan	20	10	18	10	16	11	12	11
MRI	9	4	10	4	7	2	3	4
<u>Laboratory Investigations – No of Tests</u>								
Biochemistry	520	401	677	192	772	200	577	240
Microbiology	29	34	28	33	30	32	22	17
Serology	41	24	32	16	45	16	40	10
Haematology	305	204	294	158	292	170	286	209
Histopathology	11	14	9	29	5	12	1	11
<u>Cytopathology</u>	122	49	105	40	166	54	116	39
<u>Others</u>								
Any other (HIV/AIDS, DOTs, Malaria etc)	40		38		46		33	

1.21 College Website

Date:

Signature with stamp Dean/Principal/Director

22

Dr. C.F. Govt. Medical College
Bhadrachalam, AP

Dr. M. Tenda

Sr. No.	Details of information	Provided or not (with no & date)
1	Dean, Principal & M.S.	Updated
2	Staff-Teaching & non Teaching*	Updated
3	CME, Conference, academic activity conducted	Updated
4	Awards, achievements received by the faculty.	Updated
5	Affiliated university and its VC & Registrar.	Updated
6	Details of the MCs infrastructure a) Academic Facilities (LT, Demo rooms, Common rooms, Labs, Library, Skill lab, Computer Lab, Auditorium): b) Hospital: c) Residential Facilities: Hostel, Cafeteria, Mess, d) Recreation Facilities: Indoor & Outdoor e) Medical Facilities for Students & Staff	Yes Yes Yes Yes Yes
7	Citizen Charter	-
8	List of students admitted category wise (UG & PG) in current and previous year.	Yes
9	Results of all examinations in previous year.	Yes
10	Details of members of the Anti Ragging Committee Members with contact details including landline Ph. mobile, email etc..	Yes
11	Toll free number to report ragging.	Yes

Date:

Signature with stamp Dean/Principal/Director


 Dr. Anil Kumar
 Dean, Principal/Director

Sr. No.	Details of information	Provided or not (with no & date)
12	No. of ragging cases reported to Anti Ragging Committee and Action taken by Anti Ragging Committee.	-

Undertaking – To be given by the Dean/Principal of the Institute

I hereby given an undertaking that :

- (i) The college will admit students only after obtaining the permission from Central Govt.
- (ii) In the event of this declaration turning out to be either incorrect or any part of this declaration subsequently turning out to be incorrect or false, it is understood and accepted that the undersigned shall be responsible for any such misdeclaration or misstatement.
- (iii) In case, the declaration made by me is found to be false in any material point then necessary Civil / Criminal proceedings, including prosecution under Section 199 of the Indian Penal Code, 1860, may be initiated against me by the Competent Authority.
- (iv) The college has obtained all requisite statutory approvals.
- (v) The college has fulfilled all requirements as per the applicable Minimum Standard Requirement for the Medical College Regulations, 1999.
- (vi) The mandatory requirements laid down by the Persons with Disabilities Act are met by the college

Date:

Signature with stamp Dean/Principal/Director

Principal
 Govt. Medical College
 Bangalore

Date:

Signature with stamp Dean/Principal/Director

157 433 1
16/03/2016

MEDICAL COUNCIL OF INDIA

ASSESSMENT FORM FOR 100 - MBBS ADMISSIONS REPORT

(INCREASE IN ADMISSION CAPACITY FROM 50 TO 100)

Part A-II

(to be filled by the Assessors)

1.1 Type of Assessment

U/S 10A-regular/compliance: Letter of Permission (), 1st renewal (), 2nd renewal (), 3rd renewal (), 4th renewal ()

U/S 11- Recognition - Regular ✓

Continuation of Recognition/ Compliance ()

Any Other: _____

Name of the Institution	:	Dr Rajendra Prasad Government Medical College, Kangra at Tanda		
Address	:	Dr Rajendra Prasad Government Medical College, Kangra at Tanda		
Telephone No.	:	01892-267115		
E-mail	:	<u>Principal.tanda@gmail.com</u>		
Council Letter No & Date	:	MCI- 37 (1) (UG)/ Recg-5/ 2016-17- Med/		
Assessment Date:	14 th and 15 th March 2016	Last Assessment Date :	8 th April 2015	
PG Courses	:	Yes		

[Signature]
15/3/16
Signatures of the Assessors & Date

[Signature]
15/3/16

[Signature]
15/3/16

Principal
Dr. R. P. Galla
Kangra at Tanda
Signatures of Dean/Principal & Date

Particulars of Assessors

Name of the Assessors	Correspondence Address	Contact No	Email
Dr Vinay Agarwal	Deptt of Physiology, LLRM Medical College, Meerut (UP)	09897274275	drvinayagar@gmail.com
Dr BM Vashisht	Deptt of Community Medicine, Pt BD Sharma PGIMS, Rohtak (Haryana)	09812176692	drbmvasisht@rediffmail.com
Dr Jugal Kishore Kar	Deptt of Medicine, Midnapore Medical college, Midnapore (WB)	07797331000	drjkk@rediffmail.com

1.2. The College has following

The campus plot is.	unitary
---------------------	---------

Signatures of the Assessors & Date

Agarwal
15/3/16

Vashisht
15/3/16

Dr
15/3/16

Principal
am
15/3/16
Govt. Medical
College, Rohtak
Signatures of Dean/Principal & Date

Building Plan approval from the competent authority.	Name Principal Secretary(Health) H.P Govt. NoHFW-B(C)5-18/2004. Date 6 th June 2007
Building Use/ Occupancy Certificate from the competent authority.	Name----- No.----- Date-----

- 1.3 Dean/Principal:** Dr.Anil Chauhan, M.S. (Ophthalmology) with 27 years of teaching experience - 13 Yrs of professor & 8 yrs of experience of Asso Prof and 4 yrs of Asstt. Prof. He is also holding the post of Professor in the Department of Ophthalmology.

Dean Office is located in centre of the college/building along with the administrative block. Adequate space (as per MSR guidelines by MCI) and other required facilities (as given in the table below) are provided/not provided to the administrative staff.

Office Space Requirement	Requirement Space (mts)	Available
Dean/Principal Office	36	45
Staff Room	54	70
College Council Room	80	80

1.4 Medical Education Unit (MEU): Annexure I

Available as per Regulations	:	Yes
Name of the MEU coordinator	:	Dr Rajiv Tuli

Signatures of the Assessors & Date

[Signature]
19/3/16

[Signature]
19/3/16

[Signature]
15/3/16

[Signature]
15/3/16
Signatures of Dean/Principal & Date

Name, Designation & Experience of affiliated faculty	:	Enclosed
Name of the MCI Regional (Nodal) Centre where above training has been undertaken	:	CMC Ludhiana – Nodal Centre HIMS Dehradun, Regional Centre
Details of the Orientation programme and Basic Course Workshop undergone by MEU(No. of programmes organized during Academic year, No. of People attended, proceedings (to be verified at the time of assessment)	:	Enclosed
Date/s of the above workshops	:	Enclosed
Details & Duration of Workshops in Medical Education Technology conducted by MEU	:	No
Details of faculty who have undergone basic course workshop in <i>Medical Education Technology</i> at the allocated MCI Regional Centre	:	Enclosed
Details of faculty who have undergone advanced course workshop in <i>Medical Education Technology</i> at the allocated MCI Regional Centre	:	Enclosed
Feedback evaluation of workshops and action taken reports on the basis of feedback obtained	:	Enclosed

1.5 Continuing Medical Education : Annexure II

No and Details of CMEs/workshop organized by the college held in the past 1 year	:	Enclosed
--	---	----------

Signatures of the Assessors & Date

[Signature]
15/3/16

[Signature]
15/3/16

Principal
[Signature]
15/3/16
Signatures of Dean/Principal & Date

Details of the credit hours awarded for the past one year	
---	--

1.6 College Council : Annexure III

Name, designation, contact no. and address of the President & Secretary.	:	Dr Anil Chauhan, Principal, Dr Rajendra Prasad Govt Medical College, Kangra at Tanda, Ph 01892-267115
Composition of the Council (HODs as members & Principal / Dean as chairperson)		All HODs of RPGMC, Tanda
No. of times the College Council meets per year (min 4)	:	3
Details of college Council meetings where students Welfare was discussed and Action taken report (details / comments in annexure II)		Annexure III

1.7 **Pharmacovigilance Committee:** Present (Annexure IV)
No of meeting in the previous yrs. Two (Minutes to be checked)

1.8 Examination Hall:

Requirement	Available
No - 1	1
Area - 250 Sq. mt.	250
Capacity - 250	250

Signatures of the Assessors & Date

[Signature]
15/3/16

[Signature]
15/3/16

[Signature]
15/3/16

Principal
[Signature]
15/3/16

Signatures of Dean/Principal & Date

1.9 Lecture Theatres:

	Medical college		Hospital		Comments
	Req	Available	Req	Available	
Number	4	6	1	1	
Capacity	120	100- 3No 150- 3No.	150	150	
Type (Gallery)	4 gallery type Two level type		Yes		
A.V. Aids	Nil		NIL		

1.10 Library

Air-conditioned - No

Working Hours: 8 A.M to 10.P.M

- Stack room :Yes 8 A.M to 10.00 P.M
- Reading room : upto 12.00 midnight

	Required	Available	Remarks
Area	1600 Sq.m.	2095 Sq.m.	
Student Reading Room (Inside)	<u>100</u> Capacity	105 Capacity	
Student Reading Room (Outside)	<u>100</u> Capacity	105 Capacity	

Signatures of the Assessors & Date

[Signature]
15/3/16

[Signature]
15/3/16

[Signature]
15/3/16

Principal
[Signature]
15/3/16

Signatures of Dean/Principal & Date

Staff Reading Room	<u>20</u> Persons	30 Persons	
Room for Resident/PG reading room		30 persons	
Particulars	Required Nos.	Available Nos.	Remarks
No of Books	7000	8743	
Journals (Indian)	70	86	
Journals (Foreign)	30	140	
Internet Nodes	<u>25</u>	15	

1.11 Common Room for Boys & Girls

	Area Required Sq. Mt.	Available Area Sq. Mt.	Toilet - Attached Y/N
Boys	100	30.1	No
Girls	100	53.5	No

Comment: Common rooms are ill equipped. Area is less than the required

1.12 Central Photography Section: Available Yes.
 Staff Yes—3 (Photographer, Dark room assistant, Clerk one each)
 Equipments Yes, Digital camra, computer

1.13 Hostel: Location - Within campus

Hostel Category	Required Capacity	Available Capacity (No Rooms X capacity of each room = Total capacity)	Furnished (Y/N)	Toilet Facility Adequate/ Inadequate	Mess (Y/N)	Hygiene of Hostel campus Y/N	Visitor room, AC Study room with internet & Computer, Recreation room with TV, Music, Indoor Games Y/N	Remarks
UG Students @	375	1X240=240	Y	Adequate	Y	Y	Y	One UG hostel of 120

Signatures of the Assessors & Date

Principal
 15/3/16
 Signatures of Dean/Principal & Date

75% Capacity		1x100=100 10x2=20(Dormitories) Total 360						capacity sanctioned by Govt
Interns @ 100% Capacity	100	104x1=104	Y	-do-	Y	Y	Y	
Resident @ 100% Capacity including PG	67	32x2=64	Y	-do-	Y	Y	Y	One PG hostel of 150 capacity sanctioned by Govt
Nurses @ 20% Capacity	48	120	Y	-do-	Y	Y	Y	

Residential Quarters:


Category	Required Nos.	Available Nos.	Remarks
Teaching Staff @ 20% Capacity	21	95	
Non-Teaching Staff @ 20% Capacity	36	200	

1:14 Recreational Facilities:

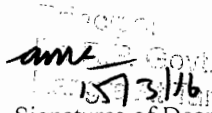
Outdoor games	Yes
Play field/s	Yes
Type of games	Cricket, football, Volleyball, Basketball
Indoor games facilities	Yes
Gymnasium	Available.

1.15 Gender Harassment Committee :- Yes (Documents to be seen at the time of assessment) (Annexure V)


 Signatures of the Assessors & Date


 15/3/16


 15/3/16


 Signatures of Dean/Principal & Date

TEACHING HOSPITAL

2.1 Name of the Hospital: Dr Rajendra Prasad Govt Medical College, Tanda at Kangra

Owned by: Government

2.2 Name of the Medical Superintendent: Dr Ramesh Bharti, MBBS, MS (Surgery), with 11 years administrative experience.

	Space Requirement	Availability
Medical Supdt's Office	36 sq. mt.	Yes
Administrative Office	150 sq. mt	Yes

2.3 Teaching and other facilities :

OPD Timings	:	9:30 A.M. to 4 P.M.
Separate Registration areas for male/female patients available	:	Yes
Separate Registration counters for OPD/IPD	:	Available
Are the Registration counters computerized	:	Yes

Signatures of the Assessors & Date

Signatures of Dean/Principal & Date

Staff for registration center	:	Adequate
Waiting areas for above patients available	:	Yes
No. of rooms for examination of patients	:	Yes
Capacity of teaching area in each department	:	Yes
Enquiry Desk	:	Yes

2.4 Facilities available in OPD

-Medicine Injection room - Male - Female	One room for both males and females	E.C.G. Room	Yes
Surgery Dressing room - - Male - Female	One room for both males and females	Minor OT	Yes
Orthopaedics Plaster room Dressing room - - Male - Female	Yes One room for both males and females	Plaster cutting room	No. Plaster room is used as cutting room too
Ophthalmology	Refraction Rooms Dark Rooms		Yes Yes

Signatures of the Assessors & Date

Signatures of Dean/Principal & Date

	Dressing Rooms / Minor Procedure Room	Yes
ENT	Audiometry (AC & Sound proof)	Yes
	Speech Therapy	Yes
Pediatrics	Child Welfare Clinic	Yes
	Immunisation Clinic	Yes
	Child Rehabilitation Clinic	No
OBS & GYN	Antenatal Clinic	Yes
	Sterility Clinic	Yes
	Family Welfare Clinic	Yes
	Cancer Detection Clinic	Yes

Comments : Plaster room and cutting room are not separate. Injection and dressing room are common for male and females. No child rehab clinic.

2.5 Total Number Of Teaching Beds & Admitted Patients - 593 Distance between two beds should be 1.5 m.
Teaching Hospitals in Campus with Total Beds 593.

Department	Ward Nos.	Beds Required	Total Beds Available	Total Admitted Patients	Facilities Available in Each Ward						Remarks
					Nursing Station Y/N	Exam/Treat Room Y/N	Pantry Y/N	Store Room Y/N	Duty Room Y/N	Demo Room (25 Capacity) Y/N	
Gen. Medicine	3	120	121	85	Y	Y	Y	Y	Y	Y	Demo rooms capacity 10-15/ward
Pediatrics	2	60	63	35	Y	Y	Y	Y	Y	Y	Demo rooms capacity 15-20/ward
TB & Respiratory Medicine	2	10	40	5	Y	Y	N	Y	Y	N	
Psychiatry	2	10	10	13	Y	Y	Y	Y	Y	N	Extra pts are admitted on loan beds of eye deptt

Signatures of the Assessors & Date

Signatures of Dean/Principal & Date

Department	Ward Nos.	Beds Required	Total Beds Available	Total Admitted Patients	Facilities Available in Each Ward						Remarks
					Nursing Station Y/N	Exam/Treat Room Y/N	Pantry Y/N	Store Room Y/N	Duty Room Y/N	Demo Room (25 Capacity) Y/N	
Dermatology	2	10	20	6	Y	Y	Y	Y	Y	N	
Gen. Surgery	4	120	125	106	Y	Y	Y	Y	Y	Y	
Orthopedics	2	60	62	55	Y	Y	Y	Y	Y	Y	
Ophthalmology	2	10	40	3	Y	Y	Y	Y	Y	Y	Demo room capacity 10-15
ENT	2	10	30	15	Y	Y	Y	Y	Y	N	
OB & GYN	3	60	82	85	Y	Y	Y	Y	Y	Y	Two patients were lying on some beds
Total		470	593	408							

Comment: No demo room in wards in Psychiatry and skin Deptts. Eye and ent are having onecommon demo room with 10-15 capacity

2.6 Clinical material (*Random verification to be done by the Assessor).

Assessor should randomly verify the monthly data and fill accordingly in the daily average columns, specifying the months

Item	On Day of assessment (14/3/16)	Remarks
O.P.D. attendance at 2.00 PM On first day	1004	
Casualty attendance (24 hrs. data)	22	
No of admissions	48	

Signatures of the Assessors & Date

[Signature]
15/3/16

[Signature]
15/3/16

[Signature]
15/3/16

[Signature]

Signatures of Dean/Principal & Date

Item	On Day of assessment (14/3/16)		Remarks
No. of discharges	91		
Bed occupancy% at 10.00AM on first day	69		
<u>Operative Work</u>			
No. of major surgical operations	9		
No. of minor surgical operations	53		
No. of normal deliveries	8		
No. of caesarian sections	2		
<u>Radiological Investigations</u>	O.P. D	I.P.D	
X-ray	156	25	
Ultrasonography	74	18	
Barium, IVP etc.	1	0	
C.T. Scan	12	11	

Item	Day of assessment		Remarks
Laboratory Investigations - No. of Tests	O.P. D	I.P.D	
Biochemistry	577	240	
Microbiology	22	17	
Serology	40	10	

Signatures of the Assessors & Date

Signatures of Dean/Principal & Date

Item	Day of assessment		Remarks
	O.P. D	I.P.D	
Laboratory Investigations – No. of Tests			
Hematology	286	209	
Histopathology and cyto path	116	39	
Cytopathology			

2.7 Medical Record Section:

Manual / Computerized Manual

ICD X classification of diseases followed for indexing : Yes (Partial)

2.8 Central casualty services :

No of Beds: Required: 20 Available_: 20

- Number of doctors posted / Shift : 4 CMO - Required 4 Available: 6
- Number of nurses posted / Shift: 12 (3 -4 per shift)
- Separate casualty for OBGY cases: available, if yes No. of beds 10

Equipment	Availability Y/N	Number
Central Oxygen & suction facility	Stand alone	6+14
Pulse oximeter	Y	10
Ambu bag	Y	4

Signatures of the Assessors & Date

Signatures of Dean/Principal & Date

Equipment	Availability Y/N	Number
Disaster trolley	Y	2
Crash Cart	Y	2
Emergency Drug Tray	Y	2
Defibrillator	Y	2 (one functional)
Ventilator	Y	2
X-ray Unit - (Mobile)	Y	1 static
Minor OT	Y	1

Comments: Casualty facility adequate. However, no patient was admitted on the day of assessment.

2.9 Clinical Laboratories

Central Clinical Laboratory: Under control of department of : Pathology.

Separate sections for pathology, microbiology, hematology & biochemistry: **available.**

2.10 Operation theatres

Type	Requirement	Available	Remarks
Major	7	10	
Minor	2	2	

Signatures of the Assessors & Date

Signatures of Dean/Principal & Date

2.11 Equipment available in O. T. Block (Specify numbers)

Dept	Theatres Nos.	A/C Y/N	Central Oxy/ Nitrous Oxide Y/N	Anesthesia Machine Y/N	Multipara Monitor with Capnograph Y/N	Defibrillators Y/N	Infusion Pumps Y/N	Remarks
Gen Surgery	<u>2</u>	Y	N	Y	Y	Y	Y	<u>Oxygen cylinders are used in all OTs</u>
ENT	<u>1</u>	Y	N	Y	Y	Y	Y	
Ophthal	<u>1</u>	Y	N	Y	Y	Y	Y	
Ortho	<u>2</u>	Y	N	Y	Y	Y	Y	
OBS & GYN	<u>2</u>	Y	N	Y	Y	Y	Y	
Emergency	<u>2</u>	Y	N	Y	Y	Y	Y	
Septic	<u>2</u>	Y	N	Y	Y	Y	Y	

Pre-Anaesthetic/Pre-operative Beds : Available :16 Post Operative Recovery room beds : Available:10

[Signature]
15/3/16

[Signature]
15/3/16

[Signature]
15/3/16

[Signature]
15/3/16

Signatures of the Assessors & Date

Signatures of Dean/Principal & Date

2.12 Intensive Care: Following intensive areas are available –

Type	Beds (Required)	Beds (Available)	Patients on day of assessment	AC Y/N	Central Oxygen/ Suction Y/N	Major Equipment (Monitor, Ventilator, ABG, Pulse Oximeter etc.) Y/N	Remarks if any
ICCU	5	<u>12</u>	<u>7</u>	Y	N	Y	<u>Oxygen cylinders</u> <u>are used in all</u> <u>ICUs</u>
ICU	5	<u>8</u>	<u>3</u>	Y	N	Y	
SICU	5	<u>20</u>	<u>20</u>	Y	N	Y	
NICU/PICU	5	<u>5</u>	<u>4</u>	Y	N	Y	

2.13 Labour Room

Rooms	Beds	Remarks
Clean Cases	10	
Septic Cases	2	
Eclampsia	5	

Signatures of the Assessors & Date

[Signature]
15/3/16

[Signature]
15/3/16

[Signature]
15/3/16

[Signature]
15/3/16

Signatures of Dean/Principal & Date

[Signature]
15/3/16

2.14 Radiological Facilities:

Equipment	Required no.	Available no.	AERB Approval Y/N	Functional Status at the time of assessment Y/N	Remarks if any
Mobile X Ray					
60 mA	<u>2</u>	<u>2</u>	<u>Applied for</u>	Y	
100 mA	<u>2</u>	<u>2</u>	<u>renewal</u>		
			<u>Annexure VI</u>		
Static X Ray				Y	
300 mA	<u>2</u>	<u>0</u>			
600mA	<u>2</u>	<u>3</u>			
800/1000 mA	<u>1</u>	<u>1</u>			
CT Spiral Minimum 16 slice	<u>1</u>	<u>1</u>		Y	

Equipment	Required no.	Available no.	PNDT Approval Y/N	Functional Status at the time of assessment Y/N	Remarks if any
USG	<u>3</u>	<u>3+2 in</u> <u>OBG</u>	<u>Y</u> <u>Annexure VII</u>	<u>Y</u>	

Signatures of the Assessors & Date

Signatures of Dean/Principal & Date

2.15 Blood Bank:

Available and functional: Yes

Number of units dispensed in a day : 18

Number of units stored on day of assessment L 155 including components

License valid up to: 8/5/16 (LICENCE NUMBER AND COPY TO BE APPENDED AS ANNEXURE- VIII)

Blood Separation Facility - Available

2.16 Pharmacy : Pharmacist/Staff available: List to be included Annexure IX

- No. of sub-stores located in different parts of hospital: in every ward
- Average no. of patients per day given drugs: 550 outdoor & 500 indoor.

2.17 Central sterilization Department :

- Timings : 8AM to 8 PM & Shifts: 2
- Equipment: Horizontal autoclaves : 7 / Vertical autoclaves: nil, ETO Sterilisers: 1 No. Bowl sterilizer in each OT
- Separate receiving and distribution points - Yes

2.18 Intercom: Available : yes

No. of incoming lines 4 No. of extension lines: 109

2.19 Central laundry/Alternative Arrangements:

In House/Outsourced: Outsourced (MOU Annexure-X)

Type of Laundry: Mechanized

Signatures of the Assessors & Date

[Signature]
15/3/16

[Signature]
15/3/16

[Signature]
15/3/16

[Signature]
15/3/16

Signatures of Dean/Principal & Date

2.20 Kitchen/ Alternative Arrangements

- In-House/Outsourced: Outsourced Annexure-XI
- Food free of charge: yes Number of patients : approx 370
- Provision of special diet: yes
- Services of a nutritionist/dietician: available

2.21 Total no. of Canteens: For staff: 1, For students: 2.

2.22 Arrangements for Biomedical Waste Management.

- Outsourced : (if outsourced, append MOU) (If in-house, please specify details of facilities available) (Annexure XII)

2.23 Central Research Lab:

- Available - Yes
- Facilities - Adequate
- Research Projects:
 - Completed Nos 0
 - Ongoing Nos 6

Principal
15/3/16

Principal
15/3/16

De
15/3/16

amau
15/3/16

Signatures of the Assessors & Date


Signatures of Dean/Principal & Date

2.24 Nursing and Paramedical staff :


Nursing staff:	No of Beds required 470, Available: 593	
Category	Required Nos.	Available Nos.
Staff Nurses	203	340
Sister Incharge	33	67
ANS	7	0
DNS	3	0
Nursing Suptd	1	3
Total	247	410

Paramedical And Non teaching staff	Required Nos.	Available Nos.
	179	144


 Signatures of the Assessors & Date


 15/3/16


 15/3/16


 15/3/16

Signatures of Dean/Principal & Date

MEDICAL COLLEGE

3.1 College Website:

Sr. No.	Details of information	Yes/No
1.	Dean, Principal & M.S.	Yes
2.	Staff-Teaching	Yes
3.	Affiliated university and its VC & Registrar.	No
4.	Citizen Charter	No
5.	List of students admitted category wise (UG & PG) in current and previous year.	Not updated
6.	Results of all examinations in previous year.	No
7.	Details of members of the Anti Ragging Committee Members with contact details including landline Ph. mobile, email etc..	Yes
8.	Details of members of the Gender Harassment Committee Members with contact details including landline Ph. mobile, email etc..	Yes
9.	Toll free number to report ragging.	No

3.2 Teaching Programme:

Didactic teaching	Yes
Demonstration	Yes
Integrated teaching (Horizontal/Vertical teaching)	Yes
Clinical posting	Yes
Clinical Pathological Conference	Yes
Grand Rounds	Yes
Statistical Meeting	Yes
Seminars	Yes

Signatures of the Assessors & Date

Signatures of Dean/Principal & Date

Teaching Facilities:

3.3 Anatomy

Required	Available	Required	Available
Demonstration Room/s • No :2 • Capacity - 50-60 students	2 50	AV Aids:	Yes
• Number of practical laboratory/ies - 1 • Number of Lab seats :60 • Number of microscopes: 60 • Dissection Microscopes :5	1 70 70 5	Museum: 25 seating capacity • Mounted specimens • Models - Wet & Dry • Bone Sets - Articulated-____ & Disarticulated- ____ • MRI & CT	25 90 60 6 4 10
Number of dissection tables - 15+5 (Half Standard Size)	10+10	Number of cadavers: 10-12	7
Cold store / cooling chambers -10-12 Bodies	12	Storage tank - 1__	2
Embalming room - 1	1	Band saw :1	1
Lockers - 100	100	Departmental Library- (80-100 Books.)	103

Adequate exhaust, light, water supply and drainage facilities - Available.

Signatures of the Assessors & Date

Signatures of Dean/Principal & Date

3.4 Physiology

Required	Available	Required	Available
Demonstration Room/s • No - 1 • Capacity - 60	1 50	AV Aids:	Yes
Mammalian laboratory - 1	1	Haematology laboratory	25
Departmental Library - 80-100 Books	81	Clinical Physiology	Yes
Preparation rooms -	Yes		

Comments: Hematology seats are less

3.5 Biochemistry

Required	Available	Required	Available
Demonstration Room/s • No : 1 • Capacity - 60	1 40	AV Aids:	Yes
Number of practical laboratory/ies - 1	1	Library / Seminar rooms - 80-100 Books	112
Number of Lab seats - 60	23		

Comments: Lab seats are less.

Signatures of the Assessors & Date

Signatures of Dean/Principal & Date

3.6 Pathology

Required	Available	Required	Available
Demonstration Room/s • No - 1 • Capacity - 50-60	1 50	AV Aids:	Yes
Practical labs - • Morbid Anatomy/Histopath./ Cytology - 60 Microscopes • Clinical Pathology/Hematology - 15 Microscopes	50 microscopes	Museum: 60sq m , Seating Capacity-25 students Specimens: • Mounted • Unmounted • Catalogues	Seating - 25 353 30 10
Departmental library - 80-100 Books	143		

3.7 Microbiology

Required	Available	Required	Available
Demonstration Room/s • No - 1 • Capacity - 50-60 students	1 100	AV Aids:	Yes
Number of practical laboratory/ies - 1 Number of Lab seats - 60 Number of microscopes/laboratory - 55	1 30 94	Media preparation facility Autoclaving, Washing and drawing room	Yes
Number of service laboratories - 7	7	Museum:	
Departmental library - 80-100 Books,	121	Specimen, Charts, Models & Catalogue seating capacity-25	Yes 25

Signatures of the Assessors & Date

Signatures of Dean/Principal & Date

3.8 Pharmacology

Required	Available	Required	Available
Demonstration Room/s • No - 1 • Capacity - 50-60 students	1 40	AV Aids:	Yes
Experimental Pharmacology	Yes	Museum: 25 seating capacity • Specimens • Charts • Models • History of Medicine • Catalogues	25
Clinical pharmacology/pharmacy	Yes		Yes
Departmental Library - 80-100 Books	285		Yes
			Yes
			10

3.9 Forensic Medicine

Required	Available	Required	Available
Demonstration Room/s • No - 1 • Capacity - 50-60 students	1 50	AV Aids:	Yes
Forensic histopathology, Serology, Anthropology & Toxicology - for examination of specimen ,tests	Yes	Museum : • Medico-Legal Specimens • Charts • Prototype fire arms	Yes
Autopsy room - Location - In/Near hospital in a separate structure.			Yes

Signatures of the Assessors & Date

Signatures of Dean/Principal & Date

Cold storage -		• Slides	Yes
Departmental library - 80-100 Books	104	• Poisons	Yes
		• Photographs	Yes
		• Catalogues	Yes

3.10 Community Medicine

Required	Available	Required	Available
Demonstration Room/s • No - 1 • Capacity - 50-60 students	1 50	AV Aids:	Yes
Museum: • Charts • Models • Specimens • Catalogues	Yes Yes Yes Yes	Practical lab	1
Departmental Library - 80-100 Books	145		

3.11 Health Centers (Department of Community Medicine)

RHTC: Shahpur, 20Km (Distance from the college)

Population covered by the RHTC	1,50,000
It is affiliated to College Yes/No	Yes

Signatures of the Assessors & Date


Signatures of Dean/Principal & Date

Students and interns posted in batches of _____ throughout the year	6 interns/ batch every month
Separate blocks for accommodating boys in rooms having beds. Girls rooms having beds.	Two rooms with 2 beds each present but are not used. Both are dirty.
Facilities for cooking & dining – Yes/No	Yes. Canteen facility
Daily OPD	300
Specialist visits if any	Medicine, pediatrics and OBG once a week while ENT, Eye, Orthopedics and surgeon's visit once every fortnight
Cold chain equipment available	Available
Survey/MCH/Immunization/FP registers	Yes
Activities under the National Health Programmes	Yes

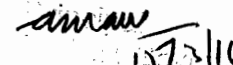
3.12 Details of U.H.T.C.: Nagrota Bagwan Place: 8 Km from college

Population covered by the UHC	1,18,492
It is affiliated to College Yes/No	Yes
Students and interns posted in batches of	Batches of 6 interns/batch throughout the year
Daily OPD	400


15/3/16
Signatures of the Assessors & Date


15/3/16


15/3/16


15/3/16

Signatures of Dean/Principal & Date

Survey/MCH/Immunization/FP registers	Yes
Specialist visits if any	Yes
Deficiency if any	nil

CONDUCT OF III MBBS EXAMINATION *(only for recognition under 11(2))*

- University which conducts Examination: Himachal Pradesh University, Shimla
- No. of Candidates appeared in Examination: Pediatrics :99; OBG: 97; Medicine: 91; Surgery: 92
- The III MBBS examination (Part-II) was conducted satisfactorily: **yes/no (Details can be obtained from MCI Inspection done at the time of examination on 23/12/15)**
- Centre for written/practical examination: Dr RP Govt Medical College, Tanda at Kangra.

[Signature]
15/3/16

[Signature]
15/3/16

[Signature]
15/3/16

Signatures of the Assessors & Date

[Signature]
15/3/16
Signatures of Dean/Principal & Date

Medical College-Staff Strength:

Name of College: Dr Rajendra Prasad Govt Medical College, Tanda at Kangra

Number of students - 100 PG Courses (Yes)

Calculation Sheet

Department	Designation	Requirement as per MSR (UG)	Additional faculty required for running PG courses (if any)	Total (UG + PG)	Accepted	Deficiency
Anatomy	Professor	1		1	1	
	Assoc. Prof.	1		1	0	1
	Asstt.Prof.	1		1	0	1 (on Vacation)
	Tutor	3		3	2	1 (on Vacation)
Physiology	Professor	1		1	1	
	Assoc. Prof.	1		1	1	
	Asstt.Prof.	1		1	1	
	Tutor	3		3	2	1 (on Vacation) 2 are as SRs
Biochemistry	Professor	1		1	1	
	Assoc. Prof.	1		1	0	1 (on Vacation)
	Asstt.Prof.	1		1	1	
	Tutor	3		3	3	
Pharmacology	Professor	1		1	1	
	Assoc. Prof.	1		1	1	
	Asstt.Prof.	1		1	1	
	Tutor	2		2	2	2 SRs
Pathology	Professor	1		1		
	Assoc. Prof.	2	1	3		
	Asstt.Prof.	3	1	4		

Signatures of the Assessors & Date

Signatures of Dean/Principal & Date

Department	Designation	Requirement as per MSR (UG)	Additional faculty required for running PG courses (if any)	Total (UG + PG)	Accepted	Deficiency
	Tutor	4	1	5		
Microbiology	Professor	1		1	1	1 (on Vacation) 1 on exam duty. Hence cosidered
	Assoc. Prof.	1		1	1	
	Asstt.Prof.	1		1	0	1
	Tutor	3		3	3	3 SRs
Forensic Medicine	Professor	1		1	1	
	Assoc. Prof.	0		0	0	
	Asstt.Prof.	1		1	1	
	Tutor	2		2	2	
Community Medicine	Professor	1		1	1	1 (on Vacation)
	Assoc. Prof.	2		2	0	1 (on Vacation), 1 deficient
	Asstt.Prof.	2		2	2	2 (on Vacation)
	Epidemio-Logist-Cum-Asstt.Prof.	1		1	0	1
	Statistician-Cum-Tutor	1		1	0	1 (on vacation)
	Tutor	3		3	3	1SR
General Medicine Units 3+1	Professor	1		1	1	2 (on Vacation)
	Assoc. Prof.	3	1	4	0	2 (on Vacation)
	Asstt.Prof.	4	2	6	4	1 (on Vacation), 1 deficient
	Sr. Resident	4		4	2	1 (on Vacation), 1 deficient
	Jr. Resident	8		8	14	
Paediatrics Units 1+1	Professor	1		1	1	
	Assoc. Prof.	1	1	2	2	
	Asstt.Prof.	2		2	2	
	Sr. Resident	2		2	0	2 (on Vacation)

Signatures of the Assessors & Date

Signatures of Dean/Principal & Date

Department	Designation	Requirement as per MSR (UG)	Additional faculty required for running PG courses (if any)	Total (UG + PG)	Accepted	Deficiency
	Jr. Resident	4		4	11	
Tuberculosis & Respiratory Diseases Unit 1	Professor	1		1	0	1 Prof. considered as Assoc. Prof. due to inadequate publication
	Assoc. Prof.	0		0	1	
	Asstt.Prof.	1		1	0	1 (on Vacation)
	Sr. Resident	1		1	0	0
	Jr. Resident	2		2	0	0
Dermatology, Venereology & Leprosy Unit 1	Professor	0	1	1	0	1 (on Vacation)
	Assoc. Prof.	1		1	1	
	Asstt.Prof.	1		1	1	
	Sr. Resident	1		1	1	
	Jr. Resident	2		1	8	
Psychiatry Unit 1	Professor	0		0	0	
	Assoc. Prof.	1		1	1	
	Asstt.Prof.	1		1	1	
	Sr. Resident	1		1	1	
	Jr. Resident	2		2	0	2
General Surgery Units 3+1	Professor	1		1	1	3 (on Vacation)
	Assoc. Prof.	3	1	4	0	1 asso prof taken as astt prof due to inadequate publications 1 (on Vacation)
	Asstt.Prof.	4	2	6	6	
	Sr. Resident	4		4	2	2 (on Vacation)
	Jr. Resident	8		8	13	
Orthopaedics Units 1+1	Professor	1		1	0	1
	Assoc. Prof.	1	1	2	1	1 asso prof taken as astt

Signatures of the Assessors & Date

Signatures of Dean/Principal & Date

Department	Designation	Requirement as per MSR (UG)	Additional faculty required for running PG courses (if any)	Total (UG + PG)	Accepted	Deficiency
						prof due to inadequate publications
	Asstt.Prof.	2		2	1	1 deficient
	Sr. Resident	2		2	2	
	Jr. Resident	4		4	9	
Oto-Rhino-Laryngology Unit 1	Professor	1		1	1	
	Assoc. Prof.	1		1	1	
	Asstt.Prof.	1		1	1	
	Sr. Resident	1		1	0	1 (on Vacation)
	Jr. Resident	2		2	2	
Ophthalmology Unit 1	Professor	1		1	2	1 on exam leave, hence considered
	Assoc. Prof.	1		1	0	
	Asstt.Prof.	1		1	1	
	Sr. Resident	1		1	2	
	Jr. Resident	2		2	2	
Obstetrics & Gynaecology Units 2	Professor	1		1	3	
	Assoc. Prof.	1	1	2	2	
	Asstt.Prof.	2	1	3	3	
	Sr. Resident	2		2	4	
	Jr. Resident	4		4	9	
Anaesthesiology	Professor	1		1	1	2 Prof taken as asso prof due to inadequate publications
	Assoc. Prof.	2	1	3	3	1asso prof taken as astt prof due to inadequate publications

Signatures of the Assessors & Date

Signatures of Dean/Principal & Date

Department	Designation	Requirement as per MSR (UG)	Additional faculty required for running PG courses (if any)	Total (UG + PG)	Accepted	Deficiency
	Asstt.Prof.	4	1	5	4	1 (on Vacation)
	Sr. Resident	3	1	4	5	
	Jr. Resident	4		4	13	
Radio-Diagnosis	Professor	1		1	1	
	Assoc. Prof.	1	1	2	0	1 (on Vacation) 1 on leave
	Asstt.Prof.	1	1	2	1	1
	Sr. Resident	2	1	3	4	
Dentistry	Professor	1		1	0	1
	Assoc. Prof.	1		1	0	1
	Asstt.Prof.	1		1	1	
	Tutor/JR	1		1	2	

Signature
15/3/16

Signature
15/3/16

Signature
15/3/16

Signature
15/3/16

Signatures of the Assessors & Date

Signatures of Dean/Principal & Date

Deficiency chart:

Department	Professor	Asso. Prof	Asst. Prof.	Tutors	SR	JR
Anatomy		1	1	1		
Physiology				1		
Bio chemistry		1				
Pharmacology						
Pathology						
Microbiology			1			
Forensic Medicine						
Community Medicine		2	2			
Gen. Medicine		4	2		2	
Paediatrics					2	
Tb and Chest	1					
Dermatology						
Psychiatry						2

[Signature]
15/3/16

Signatures of the Assessors & Date

[Signature]
15/3/16

[Signature] 15/3/16

[Signature]
15/3/16

Signatures of Dean/Principal & Date

Department	Professor	Asso. Prof	Asst. Prof.	Tutors	SR	JR
Gen Surgery		4			2	
Orthopaedics		1	1			
ENT					1	
Ophthalmology						
Ob-Gy						
Anaesthesiology			1			
Radiology		2	1			
Dentistry	1	1				
Total						

- 1) Deficiency of Teaching Faculty : 27.61 % 29/105 as (2 Prof., 16 Assoc. Prof , 9 Asstt. & two Tutors)
- 2) Deficiency of resident doctors : 13.4 % 9/67(7 SR & 2 JR)

Notes:

For purpose of working out the deficiency:

(1) The deficiency of teaching faculty and Resident Doctors shall be counted separately.

[Signature]
16/3/16
Signatures of the Assessors & Date

[Signature]
15/3/16

[Signature]
17/3/16

[Signature]
15/3/16
Signatures of Dean/Principal & Date

(A) For Teaching Faculty:
<p>(a) For calculating the deficiency of faculty, Prof., Assoc Prof., Asst. Prof & Tutor in respective departments shall be counted together.</p> <p>(b) Any excess teaching faculty in higher cadre can compensate the deficiency of lower cadre of the same department only.</p> <p>(c) Any excess teaching faculty of lower cadre/ category in any department cannot compensate the deficiency of any teaching faculty in the higher cadre/category of the same department or any other department. e.g. excess of Assistant Professor cannot compensate the deficiency of Associate Professor or Professor.</p> <p>(d) Excess/Extra teaching faculty of any department cannot compensate the deficiency of any teaching faculty in any other department.</p>
(B) For Resident Doctors:
<p>(a) Excess of SR can be compensated to the deficiency of JR of the same department only.</p> <p>(b) Excess SR/JR of any department cannot compensate the deficiency of SR/JR in any other department.</p> <p>(c) Any excess of JR cannot compensate the deficiency of SR in same or any other department.</p> <p>(d) Any excess/ extra teaching faculty of same or any other department cannot compensate the deficiency of SR/JR. e.g. excess of Assistant Professor cannot compensate the deficiency of SR or JR.</p>
(2) A separate department of Dentistry/Dental faculty is not required where a dental college is available in same campus/city and run by the same management.
(3) Colleges running PG program require additional staff, beds & other requirements as per the PG Regulations – 2000.

hans
15/3/16

hans
15/3/16

De
15/3/16

aman
15/3/16

Signatures of the Assessors & Date

Signatures of Dean/Principal & Date

Summary of Assessment

1. Dr.Rajendra Prasad Govt. Medical College, Kangra at Tanda is run by Government.
2. The college has got LOP from GOI/MCI with intake of 100 seats for last academic year 2015-16 on 10th June, 2015 from Govt. of India.
3. Type of assessment: regular for recognition(under 11(2)) No. of seats: 100
4. PG courses : Yes
5. Deficiency of the infrastructure of college and hospital If any: Pl. mention category wise;

Common room facilities are deficient

Demo room capacity in some deptt. & wards is less than required.

No separate injection room and dressing room for male and female patients. Plaster cutting room is not separate.

6. Deficiency of clinical material If any: Pl mention category wise;

No patient was admitted in Casualty on the day of Assessment. Those appeared in Casualty were shifted to wards after giving treatment.

7. Deficiency of teaching staff if any:

Shortage of teaching faculty is 27.61%

8. Deficiency of resident doctors if any:

Signatures of the Assessors & Date

[Signature]
15/3/16

[Signature]
15/3/16

[Signature]
15/3/16

[Signature]
15/3/16

Signatures of Dean/Principal & Date

Shortage of resident doctors is 13.4%

9. Any other Remarks

- 1 The Faculty and residents were having winter vacation from January to 17th March, 2016(Copy enclosed). Some of the faculty and residents were on vacation during the inspection and are not counted as it is not under permissible vacation as per assessor guide. Such faculty/residents have been mentioned in the calculation sheet. EC may take decision in this regard.
- 2 Some Tutors in pre and paraclinical deptt. were having the designation and appointment orders as Sr. Residents and also filled the declaration form meant for Residents. They are possessing the required qualification of Tutor. After consulting with the MCI officials, such faculty(SR) are considered as Tutor.

[Signature]
15/3/16
Dr. Vinay Agarwal

[Signature]
15/3/16
Dr. B.M Vashisht,

[Signature]
15/3/16
Dr. Jugal Kishore Kar
Prof. of medicine
and paraclinical
course
WB

[Signature]
15/3/16
Dr. Anil Chauhan



145066
28/12/16

MEDICAL COUNCIL OF INDIA

STANDARD INSPECTION FORM

FORM - C

On the

Final M.B.B.S. Examination of Himachal Pradesh University

In the subject of

Obstetrics & Gynecology

held at

Dr Rajendra Prasad Government College

Place; Kangra at Tanda Himachal Pradesh

1. Date of Inspection : 23/12/15
2. Names of Inspectors : Dr. Nema Ch. Nath
Dr. Suresh Kumar
3. Date of last Inspection/Visitation : 08 April 2015
4. Name of last inspectors/Visitors : Dr Seema Madan
Dr Amita Giri
Dr Abhimanyu Vasu

Defects pointed out in the last inspection/visitation if any	Remarks by the University
No defects pointed in last inspection	

A. Scheme of Examination

1. Theory 80 (2 papers 40 marks each)
Marks allotted
2. Clinical/practical 50 marks
3. Oral 20 marks
4. Internal Assessment 50 marks (20 theory, 20 practical and 10 for maternity posting)
- Minimum marks for 50% (100 marks)

Passing the Exam.

B. Theory

1. Theory paper Subject Time for the paper (1 copy of each of the papers may be attached).

No. 1 Obstetrics 3 hours

No. 2 Gynecology 3 hours

2. Dates on which conducted : 16th & 17th of December 2015

3. Where conducted : Dr. R.P.G Medical College

4. Invigilation arrangements : adequate

5. No. of candidates appeared : 97

6. Papers setters :

Name & qualification	Designation	Experience as Examiner
Dr Santosh Minhas	Professor & Head (OBG), IGMC Shimla, HP	8 years
Dr Kushla Pathania	Professor (OBG), IGMC Shimla, HP	4 years
Dr Kiran Guleria	Professor (OBG), UCMS, New Delhi	15 years
Dr Sujata Sharma	Professor & Head (OBG), GMC Amritsar, Punjab.	15 years

Remarks by the Inspectors/Visitors regarding

- a) Nature of the questions. 2 long question of 10 marks each & 4 question of 5 marks
- b) Do they cover the whole filed of prescribed curriculum Yes (almost)
- c) What is the standard displayed in the Answers ? Satisfactory
- d) What is the nature of assessment? summative
- e) What is the minimum percentage necessary for passing the theory examination 50%
- f) What percentage of marks obtained at periodical examinations conducted during the course is carried forwarded to the final examination. 15% theory
- g) Method of assessment of examination conducted During the course of study to be clearly stated. 3 periodical examination at regular interval of 50 marks each and 1 sent up exam of 100 marks were carried out during the course of study .
- h) How has it influenced the result at the final examination - it has been added to the final 3rd prof part 2 theory & oral and helps in passing

II. Practical/clinical

How the practical examination is conducted give details.

One long case in Obstetrics & one short case in Gynecology were given to the candidates. 45 minutes were given for examination of long case & 15 minutes for cross examination for each candidate. For short case 10 minutes were given.

Does the practical cover the different branches of the subject?

yes

a) Time allotted for section. Stated above

b) Examiners

	Names & qualification	Designation	Experience as examiner
Internal	Dr Suresh Verma MD OBG	Professor & Head	10 years
	Dr Sita Thakur, MD (OBG)	Professor	12 years
External	Dr Pushpa Dahiya MD OBG	Professor, PGIMS Rohtak, Haryana.	17 years
	Dr Amita Gupta	Associate Professor GMC Jammu.	7 years

Mode & conduct of practical.

Is it in batches or otherwise.

It is conducted in batches of 25 for 4 days

c) Are there other centers where the Examination is conducted by the same University?
yes

If so, where?
IGMC, Shimla

- i) Do the same examiners conduct the examination in other centers too? No
- ii) If not what steps are taken to ensure uniformity of standard.
One coordinator among the examiners has been selected who supervises to ensure the uniformity
- d) Date of Examination 23/12/15 to 26/12/15
- e) Date and time when the examination was inspected.
23/12/15 at 9 am
- f) Are the invigilation arrangements satisfactory? yes
- g) No. of candidates appeared. 97 total
- h) Number & type of questions (a copy of the question paper may be attached)
attached
- i) What is the minimum percentage of required for passing. 50%

Clinical

1. Date of Examination. 23/12/15 to 26/12/15

2. Date & time when the examination was inspected.
23/12/15 at 9 am

3. Are the invigilation arrangements satisfactory? yes

4. No. of candidates appeared. 22 students

5. Long cases 22 cases

6. Type of cases given (list may be attached) attached

7. Time allotted for study of the case. Long Case 45 Min.

8. Nature of Discussion of case by the candidate - proficiency in skills to
elicit physical signs and their interpretation and logical conclusion

9. Time of discussion 20 mins.

10. Was the discussion fair, searching and sufficient practical? yes

Short Cases

1. Type of cases given (List may be attached). List attached

2. How many cases were given to each candidate? One case

3. How long did examination in short cases last for each Candidate?
10 minutes for each case

4. Standard displayed by the candidates in general in the clinical part of the examination. Most of the students are good though there are some average students also.

5. How was the assessment done? proficiency in skills to elicit physical signs and their interpretation and logical conclusion

6. Was it done jointly by more than one Examiner? Yes

7. How many marks are allotted for clinical examination? 50 marks

8. What is the minimum percentage for passing the clinical part? 50 percent

9. Are marks obtained in any other part of the examination added on to that obtained in the clinical examination? Practical /clinical marks obtained at the internal assessment is added to the practical/clinical marks obtained at final exam

10. Are marks given for clinical works done in the wards added on to the marks obtained in the clinical examination? yes
11. If so, to what extent? Cent Percent of practical marks obtained at internal assessment is added to the practical marks obtained at the final exam
12. How has it influenced the result at the final examination? It may help in passing

(Method of assessment of clinical work in the wards may be clearly stated).

VIVA-VOICE

1. What did it consist of Instruments, Specimens and Operative Surgery, Drugs, Pelvis, Contraceptive methods, Vaginal delivery, Forceps, Ventouse.
(Give extent of coverage of subject)
2. How was it conducted? 2 tables one each of Obstetrics & Gynecology instruments and specimens , and operative surgery
3. What was the standard? fair
4. What was the nature of assessment? Evaluation of the management approach, handling of emergencies, identification of specimen , instruments and drugs (contraceptives and family planning methods)
5. Was it done jointly by more than one examiner? Yes
6. How are the marks obtained in different parts of the examination grouped?
Long case and short case is added to the practical/clinical part, instruments, specimens , operative in viva part

7. What is the minimum for passing in each and in the grand total? 50% in practical and 50% in theory and oral

8. Results for the last three years.

DR. RAJENDRA PRASAD GOVT. MEDICAL COLLEGE, KANGRA AT TANDA.

Result of examinations of MBBS during last three years

	YEAR 2012-13				YEAR 2013 - 14				YEAR 2014 - 15			
	REGULAR		SUPPLE.		REGULAR		SUPPLE.		REGULAR		SUPPLE.	
	No.	%	No.	%	No.	%	No.	%	No.	%	No.	%
1 st Prof.	96	89.58	14	92	92	92	7	85	99	86.9	15	100
2 nd Prof.	52	82.69	10	90	85	87	13	81	101	91.1	12	75
Final Prof. Part-I	48	95.83	6	50	46	90	5	100	96	93.8	10	100
Final Part-II	50	84	13	92.30	38	78	10	77	54	79.6	10	100

9.

10.No. of students appeared? Mentioned in table above

11.No. of students passed? Mentioned in table above

12.Other remarks if any. Mentioned in table above

Conclusions :

Was the examination conducted satisfactorily?

A total of 97 candidates were examined for four days in batch of 25/ day by four examiners from different university & different states. 22 candidates were examined on the day of inspection and rest is due for next 3 days. Each candidate was given one long case and one short cases and three tables of instruments, specimens and operative surgery. Variety of cases and sufficient instruments and specimens were available.

Was the standard sufficient for the M.B.B.S. examination as required by Regulations of the Medical Council of India?

Candidates are eligible as per declaration by the Principal.
Examiners are of sufficient experience and selected as per norms of MCI
Theory answers and practical answers were satisfactory. Sufficient examination materials were available.

But during cross examination the candidates were reading out the answer-scripts as were supplied for writing history and clinical findings.

So taking into consideration of the above facts the authority is the best judge to decide.

Date : 23.12.15

Place : Tanda, H.P.

Nemai C. Nandi

Signature
(Inspectors/Visitors)

AM
23/12/15



MEDICAL COUNCIL OF INDIA

STANDARD INSPECTION FORM

FORM - C

On the

Final M.B.B.S. Examination of Himachal Pradesh University

In the subject of

General Surgery

held at

Dr Rajendra Prasad Government college
Place Kangra at Tanda Himachal Pradesh

1. Date of Inspection : 23/12/15
2. Names of Inspectors : Dr. Nemaï Ch. Nath
Dr. Suresh Kumar
3. Date of last Inspection/Visitation : 08 April 2015
4. Name of last inspectors/Visitors : Dr Seema Madan
Dr Amita Giri
Dr Abhimanyu Vasu

Defects pointed out in the last inspection/visitation if any	Remarks by the University
No. defects pointed in the last inspection.	

A. Scheme of Examination

- | | |
|--|--|
| 1. Theory | 120 (2 papers 60 marks each)
Marks allotted |
| 2. Clinical/practical | 100 marks |
| 3. Oral | 20 marks |
| 4. Internal Assessment theory, 30 practical) | 60 marks(30 |
| Minimum marks for Passing the Exam. | 50% (150 marks) |

B. Theory

- | | | |
|-----------------|-----------------------|--|
| 1. Theory paper | Subject | Time for the paper (1 copy of each of the papers may be attached). |
| No. 1 | Orthopedics & Surgery | 3 hours |

2. Dates on which conducted : 14th & 15th of December 2015
3. Where conducted : Dr. R.P.G Medical College
4. Invigilation arrangements : adequate
5. No. of candidates appeared : 92
6. Papers setters :

Name & qualification	Designation	Experience as Examiner
Dr Manoj Sharma	Director Professor, Orthopedics MAMC New Delhi	-
Dr Askok Parmar	Professor Gen.Surgery, GMC Bikaner	-
Dr D. K Verma	Professor Gen. Surgery, IGMC Shimla	18 years

Remarks by the Inspectors/Visitors regarding

- a) Nature of the questions. 2 long question of 10 marks each & 8 ^{short} question of 5 marks ^{each}.
- b) Do they cover the whole filed of prescribed curriculum Yes (almost)
- c) What is the standard displayed in the answers. Satisfactory
- d) What is the nature of assessment. summative
- e) What is the minimum percentage necessary for passing the theory examination 50%
- f) What percentage of marks obtained at periodical examinations conducted during the course is carried forwarded to the

final examination.

12% theory

- g) Method of assessment of examination conducted
During the course of study to be clearly stated. 3 periodical examination at regular interval of 50 marks each and 1 sent up exam of 100 marks were carried out during the course of study .
- h) How has it influenced the result at the final examination - it has been added to the final 3rd prof part 2 theory & oral and helps in passing

II. Practical/clinical

How the practical examination is conducted give details.

One long case & 2 short cases in Surgery and 1 short case in orthopedics were given to the candidates. 45 mins. were given for examination of long case & 15 mins. for cross examination for each candidate. For orthopedics short case 20 min total were given

Does the practical cover the different branches of the subject?

yes

- a) Time allotted for section. Stated above
b) Examiners

	Names & qualification	Designation	Experience as examiner
Internal			
Dr Ramesh Bharti	MS General Surgery	Professor & Head	11 years
Dr Bhanu Awasthi	MS Orthopedics	Professor & Head	11 years
External			
Dr. S. R. Anand	MCH, MS General Surgery	Professor & Head, ASCOMS Jammu. J&K.	41 years
Dr. Sudershan Kapoor	MS General Surgery	Professor & Head GMC Amritsar	20 years

Mode & conduct of practical.

Is it in batches or otherwise.

It is conducted in batches of 23 for 4 days

- c) Are there other centers where the Examination is conducted by the same University?
yes

If so, where?
IGMC, Shimla

- i) Do the same examiners conduct the examination in other centers too? No
- ii) If not what steps are taken to ensure uniformity of standard.
One coordinator among the examiners has been selected who supervises to ensure the uniformity
- d) Date of Examination 23/12/15 to 26/12/15
- e) Date and time when the examination was inspected.
23/12/15 at 9 am
- f) Are the invigilation arrangements satisfactory? yes
- g) No. of candidates appeared. 92 total
- h) Number & type of questions (a copy of the question paper may be attached)
attached
- i) What is the minimum percentage of required for passing. 50%

Clinical

1. Date of Examination. 23/12/15 to 26/12/15
2. Date & time when the examination was inspected.
23/12/15 at 9 am
3. Are the invigilation arrangements satisfactory? yes
4. No. of candidates appeared. 23 students
5. Long cases 11 cases
6. Type of cases given (list may be attached) attached
7. Time allotted for study of the case. Long Case 45 Min.
8. Nature of Discussion of case by the candidate - proficiency in skills to elicit physical signs and their interpretation and logical conclusion
9. Time of discussion 15 mins.
10. Was the discussion fair, searching and sufficient practical? yes

Short Cases

1. Type of cases given (List may be attached). List attached
2. How many cases were given to each candidate? 2 cases + 1 minor
3. How long did examination in short cases last for each Candidate?
15 minutes for each case
4. Standard displayed by the candidates in general in the clinical part of the examination. Most of the students are good though there are some average students also.
5. How was the assessment done? proficiency in skills to elicit physical signs and their interpretation and logical conclusion
6. Was it done jointly by more than one Examiner? Each examiner took the case separately.

7. How many marks are allotted for clinical examination? 100 marks
8. What is the minimum percentage for passing the clinical part? 50 marks
9. Are marks obtained in any other part of the examination added on to that obtained in the clinical examination? Practical /clinical marks obtained at the internal assessment is added to the practical/clinical marks obtained at final exam
10. Are marks given for clinical works done in the wards added on to the marks obtained in the clinical examination? yes
11. If so, to what extent? Cent percent of practical marks obtained at internal assessment is added to the practical marks obtained at the final exam
12. How has it influenced the result at the final examination? It may help in passing

(Method of assessment of clinical work in the wards may be clearly stated).

VIVA-VOICE

1. What did it consist of x-ray , instruments , specimens ,and operative surgery
(Give extent of coverage of subject)
2. How was it conducted? 4 tables of x-ray 1, instruments 2, specimens 2, and operative surgery card 1 and 1 table of orthopedics instruments , X rays
3. What was the standard? fair
4. What was the nature of assessment? Evaluation of the management approach, handling of emergencies, identification of x ray ,specimen , instrument

5. Was it done jointly by more than one examiner? separately
6. How are the marks obtained in different parts of the examination grouped?
Long case and short case is added to the practical/clinical part and x-ray, instrument, specimen , operative in viva part
7. What is the minimum for passing in each and in the grand total? 50% in practical and 50% in theory and oral
8. Results for the last three years.

DR. RAJENDRA PRASAD GOVT. MEDICAL COLLEGE, KANGRA AT TANDA.

Result of examinations of MBBS during last three years

	YEAR 2012-13				YEAR 2013 - 14				YEAR 2014 - 15			
	REGULAR		SUPPLE.		REGULAR		SUPPLE.		REGULAR		SUPPLE.	
	No.	%	No.	%	No.	%	No.	%	No.	%	No.	%
	96	89.58	14	92	92	92	7	85	99	86.9	15	100
1 st Prof.												
2 nd Prof.	52	82.69	10	90	85	87	13	81	101	91.1	12	75
Final Prof. Part-I	48	95.83	6	50	46	90	5	100	96	93.8	10	100
Final Part-II	50	84	13	92.30	38	78	10	77	54	79.6	10	100

9. No. of students appeared? Separate sheet attached
- 10.No. of students passed? Separate sheet attached
- 11.Other remarks if any.

11. Other remarks if any.

Conclusions :

Was the examination conducted satisfactorily?

A total of 92 candidates were examined for four days in batch of 23/ day by four examiners from different university & different states. 23 candidates were examined on the day of inspection and rest are due for next 3 days. Each candidate were given one long case and three short cases and four table of X-ray, instruments, specimens and operative surgery 1 table of orthopedics surgery and instruments. Variety of cases and sufficient X ray, instrument, specimen were available.

Was the standard sufficient for the M.B.B.S. examination as required by Regulations of the Medical Council of India?

Candidates are eligible as per declaration by the Principal
Examiners are of sufficient experience and selected as per norms of MCI
Theory answers and practical answers was satisfactory. Sufficient examination materials were available.

But during cross examination the candidates were reading out the answer-scripts as were supplied for writing history and clinical findings. Answer sheets were also supplied for writing short cases and candidates were reading out them.

So taking into consideration of the above facts the authority is the best judge to decide.

Date : 23.12.15

Place : Tonda, H.P.

Nemai C. Nain

Signature
(Inspectors/Visitors)

23/12/15



MEDICAL COUNCIL OF INDIA

STANDARD INSPECTION FORM

FORM - C

On the

Final M.B.B.S. Examination of Himachal Pradesh University

In the subject of

Paediatrics

held at

Dr. Rajendra Prasad Govt. Medical college

Kangra at Tanda

1. Date of Inspection : 23rd December, 2015
2. Names of Inspectors : Dr. Nemai Ch. Nath, Prof of General Surgery,
Calcutta National Medical College, Kolkata, West Bengal

Dr. Suresh Kumar, Prof. of General Medicine,
Maulana Azad Medical College, New Delhi.
3. Date of last Inspection/Visitation : 08/04/2015
4. Name of last inspectors/Visitors : Dr. Seema Madan, Prof & HOD, Deptt. Of Anatomy,
Gandhi Medical College, Hyderabad.

Dr. Amita Gill, Prof., Deptt. Of Pathology, North
Bengal Medical College, Darjeeling, West Bengal.

Dr. Abhimanyu Basu, Prof., Deptt. Of Surgery,
Institute of Post graduate Education & Medical
Research, Kolkata, West Bengal.

Defects pointed out in the last inspection/visitation if any	Remarks by the University
NIL	NA

A. **Scheme of Examination**

1. Theory 40 Marks allotted
 2. Clinical/practical 30 marks
 3. Oral 10 marks
 4. Assessment (Internal) 10 marks
each for Clinical & Theory.
- Oral (10) marks are added to theory.

Minimum marks for
Passing the Exam. 50% each in
Clinical & Theory

B. Theory

- | | | |
|-----------------|---------|--|
| 1. Theory paper | Subject | Time for the paper (1 copy of each of the papers may be attached). |
|-----------------|---------|--|

One paper with two parts) Paediatrics No. 1	3 hours
--	---------

No. 2

- | | |
|-------------------------------|-----------------------------|
| 2. Dates on which conducted | : 18/12/2015 |
| 3. Where conducted | : Dr.RPGMC, Kangra at Tanda |
| 4. Invigilation arrangements | : (Annexed) |
| 5. No. of candidates appeared | : 97(for part A & B) |
| 6. Papers setters | : |

Name & qualification	Designation	Experience as Examiner
Dr. Neelam Grover M.D (Paediatrics)	Professor IGMC, Shimla	29 years
Dr. M.S Pannu M.D (Paediatrics)	Prof. & Head Govt. Medical College, Amritsar	19 years

Remarks by the Inspectors/Visitors regarding

- a) Nature of the questions. Short answer type
- b) Do they cover the whole field of prescribed curriculum Yes
- c) What is the standard displayed in the answers. Good
- d) What is the nature of assessment. Four examiners- Two Internal & Two External
- e) What is the minimum percentage necessary for passing the theory examination 50%
- f) What percentage of marks obtained at periodical examinations conducted during the course is carried forward to the final examination. 20% weightage i.e 10 marks each for theory and clinical assessment
- g) Method of assessment of examination conducted During the course of study to be clearly stated.
1. Class tests
 2. Pre University examination
 3. Post clinical postings examination/Tests
- h) How has it influenced the result at the final examination Internal Assessment 10 each in Theory and Clinical.

II. Practical/clinical

How is the practical examination conducted give details.

- Two cases- given to each student. Long case 20 marks short case 10 marks.
- Oral- 4 stations- equipments/instruments, x-ray, vaccines and grand viva. It carries 10 marks

Does the practical cover the different branches of the subject?

Yes

a) Time allotted for section.

40 Minutes for long case and 20 minutes for short case

b) Examiners

	Names & qualification	Designation	Experience as examiner
Internal	Dr. Sanjeev Chaudhary	Prof & Head Dr.RPGMC, Kangra at Tanda	21 yrs
	Dr. Ranbir Singh Jaswal	Associate Professor Dr.RPGMC, Kangra at Tanda	10 years
External	Dr. Ashok Kumar	Prof & Head BHU, Varanasi	28 years
	Dr. M.S Pannu	Prof & Head Govt. Medical College, Amritsar	19 years

Mode & conduct of practical.

Is it in batches or otherwise.

In batches of 25 students/day

c) Are there other centers where the Examination is conducted by the same University?

Yes

If so, where?

At IGMCI, Shimla(2nd College)

i) Do the same examiners conduct the examination in other centers too?

NO

ii) If not what steps are taken to ensure uniformity of standard.

Same pattern of exam followed

d) Date of Examination

23rd December to 26th December, 2015

e) Date and time when the examination was inspected.

23rd December, 2015

f) Are the invigilation arrangements satisfactory?

Yes

g) No. of candidates appeared.

24

h) Number & type of questions (a copy of the question paper may be attached)

Short Answer Type Questions (Copy attached)

j) What is the minimum percentage of required for passing.

50%

Clinical

1. Date of Examination.

23rd December, 2015

2. Date & time when the examination was inspected.

23rd December, 2015 10.00 A.M to 3.00 P.M

3. Are the invigilation arrangements satisfactory?

Yes

4. No. of candidates appeared.

24

5. Long cases

One Long case of 20 Marks

6. Type of cases given (list may be attached)

Attached

7. Time allotted for study of the case.

40 minutes each case

8. Nature of Discussion of case by the candidate

Satisfactory

9. Time of discussion

15 minutes

10. Was the discussion fair, searching and sufficient practical?

Yes

Short Cases

1. Type of cases given (List may be attached).

One short case

2. How many cases were given to each candidate?

One

3. How long did examination in short cases last for each Candidate?

20 Minutes

4. Standard displayed by the candidates in general in the clinical part of the examination.

Satisfactory

5. How was the assessment done?

1. Case presentation two per student i.e one long case and one short case

2. Spots- vaccines, Instruments

6. Was it done jointly by more than one Examiner?

Yes

7. How many marks are allotted for clinical examination?

30 marks

8. What is the minimum percentage for passing the clinical part?

50%

9. Are marks obtained in any other part of the examination added on to that obtained in the clinical examination?

Yes Internal Assessment=20marks(10 each in Theory & Clinical)

10. Are marks given for clinical works done in the wards added on to the marks obtained in the clinical examination?

Yes(Internal Assessment)

11. If so, to what extent?

Total 20 marks i.e 10 each in Theory and clinical

12. How has it influenced the result at the final examination?

20% of weightage (Internal Assessment)

(Method of assessment of clinical work in the wards may be clearly stated).

1. Case Record Book- to be completed by each student
2. Ward Leaving (Post Clinical posting Assessment)
3. Theory Tests, tutorials, seminars.
4. Pre University examination Theory & Clinical

VIVA-VOICE

1. What did it consist of
(Give extent of coverage of subject)

Included Paediatrics and Neonatology; National Health Programmes, Recent advances.

2. How was it conducted?
Each student examined by all the four examiners.

3. What was the standard?
Satisfactory

4. What was the nature of assessment?
Two Clinical cases and Viva

5. Was it done jointly by more than one examiner?

Yes

6. How are the marks obtained in different parts of the examination grouped?

Long Case I=20 marks

Short Case II= 10 Marks

Viva= 10 Marks (to be included in Theory)

7. What is the minimum for passing in each and in the grand total?
50% each in clinical examination and Theory

8. Results for the last three years.

Attached

9. No. of students appeared?

Attached

10.No. of students passed?

Attached

11.Other remarks if any.

NIL

Conclusions :

A Total of 23 students appeared in Paediatrics practical exam on the day of inspection i.e 23rd December, 2015. Good clinical cases were kept for exams. Sufficient time was given to the candidates for evaluation.

Was the examination conducted satisfactorily?

Yes


Was the standard sufficient for the M.B.B.S. examination as required by Regulations of the Medical Council of India?

All examiners are eligible as per the declaration given by the Principal. Theory paper and practical examination was satisfactory.
So taking into consideration of above facts the authority is the best judge to decide.

Date : 23/12/15

Place : TANDA

Nemai C. Nath



Signature
(Inspectors/Visitors)



MEDICAL COUNCIL OF INDIA

STANDARD INSPECTION FORM

FORM - C

On the

Final M.B.B.S. Examination of Himachal Pradesh University

In the subject of

Medicine

held at

Dr. Rajendra Prasad Govt. Medical college

Kangra at Tanda

1. Date of Inspection : 23rd December, 2015
2. Names of Inspectors : Dr. Nemai Ch. Nath, Prof of General Surgery, .
Calcutta National Medical College, Kolkata, West Bengal

Dr. Suresh Kumar, Prof. of General Medicine,
Maulana Azad Medical College, New Delhi.
3. Date of last Inspection/Visitation : 08/04/2015
4. Name of last inspectors/Visitors : Dr. Seema Madan, Prof & HOD, Deptt. Of Anatomy,
Gandhi Medical College, Hyderabad.

Dr. Amita Gill, Prof., Deptt. Of Pathology, North
Bengal Medical College, Darjeeling, West Bengal.

Dr. Abhimanyu Basu, Prof., Deptt. Of Surgery,
Institute of Post graduate Education & Medical
Research, Kolkata, West Bengal.

Defects pointed out in the last inspection/visitation if any	Remarks by the University
NA	NA

A. Scheme of Examination

- | | | |
|----|--------------------|-----------------------------|
| 1. | Theory | Marks allotted
170 Marks |
| 2. | Clinical/practical | 130 marks |
| 3. | Oral | 20 marks |

Minimum marks for
Passing the Exam. 50%

B. Theory

- | | | |
|-----------------|---------|--|
| 1. Theory paper | Subject | Time for the paper (1 copy of each of the papers may be attached). |
|-----------------|---------|--|

No. 1	Medicine Paper-1	3 hours
-------	------------------	---------

No. 2	Medicine Paper II	3 hours
-------	-------------------	---------

- | | |
|-------------------------------|--|
| 2. Dates on which conducted | : 11 th & 12 th December, 2015 |
| 3. Where conducted | : Dr.RPGMC, Kangra at Tanda |
| 4. Invigilation arrangements | : Attached |
| 5. No. of candidates appeared | : 91 |
| 6. Papers setters | : |

Name & qualification	Designation	Experience as Examiner
Internal Prof. Ashok Sharma	Prof & Head IGMC, Shimla	20 years
Prof. Surender Thakur	Prof IGMC, Shimla	20 years
External Prof. Santokh Singh	HOD Medicine Govt. Medical College, Amritsar	20 Years

Prof B.L Bhardwaj	HOD Medicine Govt. Medical College, Patiala	18 years
-------------------	---	----------

Remarks by the Inspectors/Visitors regarding

a) Nature of the questions.

Satisfactory

b) Do they cover the whole filed of
prescribed curriculum

Yes

c) What is the standard displayed in the
answers.

Good

d) What is the nature of assessment.

Fair

e) What is the minimum percentage necessary for passing
the theory examination

50%

f) What percentage of marks obtained at
periodical examinations conducted during
the course is carried forwarded to the
final examination.

10%

g) Method of assessment of examination conducted
During the course of study to be clearly stated.

Periodic test, ward leaving, Seminars and pre university examinations

h) How has it influenced the result at the final examination

Those who have poor internal assessment & Attendance are not allowed to
appear in the University examination

II. Practical/clinical

How is the practical examination conducted give details.

One Long cases and two short cases and spotting & Viva
Clinical practical 130 marks and oral 20 marks

Does the practical cover the different branches of the subject?

Yes

a) Time allotted for section.

9.00 A.M to 5.00 P.M

b) Examiners

	Names & qualification	Designation	Experience as examiner
Internal	Prof Dhiraj Kapoor MD Medicine	Prof & Head Dr.RPGMC, Kangra at Tanda	10 years
	Dr. V.D Dogra MD Medicine	Associate Professor Dr.RPGMC, Kangra at Tanda	First timer
External	Prof. P.D Gupta MD Medicine	Professor M.M.U, Maulana, Distt Amabala Haryana	28 years
	Prof. Navjot Singh MD Medicine	Professor DMC, Ludhiana	11 years

Mode & conduct of practical.

Is it in batches or otherwise. Four Batches 25 students each batch

c) Are there other centers where the
Examination is conducted by the same University?

Yes

If so, where?

IGMC, Shimla

i) Do the same examiners conduct the examination in other centers too?

NO

ii) If not what steps are taken to ensure uniformity of standard.

Same pattern of exam followed

d) Date of Examination

23rd December, 2015

e) Date and time when the examination was inspected.

23rd December, 2015 9.00 A.M to 4.00 P.M

f) Are the invigilation arrangements satisfactory?

Yes

g) No. of candidates appeared.

23 candidates on the day of inspection

h) Number & type of questions (a copy of the question paper may be attached)

Yes Copy attached

i) What is the minimum percentage of required for passing.

50% Separately each in theory and clinical examination

Clinical

1. Date of Examination.

23rd December to 26th December, 2015

2. Date & time when the examination was inspected.

23/12/2015 9.00 A.M to 4.00 P.M

3. Are the invigilation arrangements satisfactory?

Yes

4. No. of candidates appeared.

23

5. Long cases

One long case each

6. Type of cases given (list may be attached)

List attached

7. Time allotted for study of the case.

40 minutes

8. Nature of Discussion of case by the candidate

Satisfactory

9. Time of discussion

15 minutes

10. Was the discussion fair, searching and sufficient practical?

Yes

Short Cases

1. Type of cases given (List may be attached).

List Attached

2. How many cases were given to each candidate?

Two

3. How long did examination in short cases last for each Candidate?

10 minutes each

4. Standard displayed by the candidates in general in the clinical part of the examination.

Average

5. How was the assessment done?

Jointly by Internal & External and Assessed separately

6. Was it done jointly by more than one Examiner?

Yes

7. How many marks are allotted for clinical examination?

130 marks

8. What is the minimum percentage for passing the clinical part?

50%

9. Are marks obtained in any other part of the examination added on to that obtained in the clinical examination?

Yes (Internal Assessment)

10. Are marks given for clinical works done in the wards added on to the marks obtained in the clinical examination?

Yes

11. If so, to what extent?

23%

12. How has it influenced the result at the final examination?

Yes

(Method of assessment of clinical work in the wards may be clearly stated).

Ward living test, Class test for each system and case presentations and seminar presentations

VIVA-VOICE

1. What did it consist of
(Give extent of coverage of subject)

Medical emergencies, instruments, drugs, x-rays, ECG and common clinical problems.

2. How was it conducted?
Spots and oral viva

3. What was the standard?
Satisfactory

4. What was the nature of assessment?
Satisfactory

5. Was it done jointly by more than one examiner?

Yes

6. How are the marks obtained in different parts of the examination grouped?
More than 55%

7. What is the minimum for passing in each and in the grand total?
50%

8. Results for the last three years.
Attached

9. No. of students appeared?

Attached

10. No. of students passed?
Attached

11. Other remarks if any.
NIL

Conclusions :

23 candidates were examined on the day of assessment i.e 23rd December, 2015 out of total 91 candidates due for exams in next three days. One long case and two short cases were kept for practical evaluation. Sufficient time was given to candidates for assessment. For Viva x-ray, ECG, instruments and drugs were kept. Some of the students were missing the clinical examination findings.

Was the examination conducted satisfactorily?

Yes

Was the standard sufficient for the M.B.B.S. examination as required by Regulations of the Medical Council of India?

Yes

All examiners are eligible as per the declaration given by the Principal. Theory paper and practical examination was satisfactory. Practical examination of Medicine deptt. was conducted in free and fair manner.

So taking into consideration of above facts the authority is the best judge to decide.

Date : 23/12/15

Place : TANDA
(H.P)

Nehar C. Nava



Signature
(Inspectors/Visitors)