

177106  
13-02-17

**MEDICAL COUNCIL OF INDIA**  
**ASSESSMENT FORM FOR \_150 - MBBS ADMISSIONS REPORT**  
**(INCREASE IN ADMISSION CAPACITY FROM \_\_\_\_ TO \_\_\_\_)**

Verification of Compliance  
 Part - A-III (2017-18)  
 (to be filled by the Assessors)

**1. Type of Assessment**

U/S 10A- Compliance :

U/S 11- Recognition - Compliance

Continuation of Recognition- Compliance (√)

Any Other: \_\_\_\_\_

**2.**

<b>Name of the Institution</b>	:	RAJENDRA INSTITUTE OF MEDICAL SCIENCES, RANCHI
<b>Address</b>	:	BARIATU, RANCHI-834009
<b>Telephone No.</b>	:	0651-2541533
<b>E-mail</b>	:	rimsranchi@rediffmail.com,directorrimsranchi@gmail.com

Dr Ramakrishna Reddy N

Dr Veena Patodi

Dr. Manish Rameshchandra Ramavat

Dean/Principal


**Rajendra Institute of Medical Sciences**  
Ranchi

<b>Council Letter No &amp; Date</b>	:	MCI- 37(1)(UG)(Recg-6)/2016-17-Med/	<b>Date:</b> 02.02.2017
<b>Assessment Date:</b>		09/02/2017	<b>Last Assessment Date :</b> 16-03-2016
<b>PG Courses</b>	:	Yes	


### 3. Particulars of Assessors

<b>Name of the Assessors</b>	<b>Correspondence Address</b>	<b>Contact No</b>	<b>Email</b>
Dr. Ramakrishna Reddy N.	Dept. of Community Medicine, Bangalore Medical College & Research Institute, Bangalore, Karnataka.	09448065536	psmreddybmc@gmail.com nrkr1234@yahoo.co.in
Dr. Veena Patodi	Professor Deptt. of Anaesthesiology, Jawaharlal Nehru Medical College, Ajmer, Rajasthan.	09414008276	veenapatodi@gmail.com
Dr. Manish Rameshchandra Ramavat	Professor & Head, Deptt. of Physiology, GMERS Medical College, Dharpur, Patan, Gujarat	08238016751, 08238003904	manish_ctc@yahoo.com

  
Dr Ramakrishna Reddy N

  
Dr Veena Patodi

  
Dr. Manish Rameshchandra Ramavat

  
Dean/Principal  
Rajendra Institute of Medical Sciences  
Ranchi

#### 4. Verification of compliance submitted by institute:

Sr. No.	Deficiencies reported from GOI/MCI	Compliance by College sent to GOI/MCI	Remarks of the Assessors after the assessment
1	Deficiency of faculty 10.75% as detailed the report	<p>a) On the day of inspection some of the Faculty Members were on leave and the M.C.I. Assessors have shown them absent but they were actually on sanctioned leave.</p> <p>b) After the assessment 09 faculty have been appointed as Assistant Professor, 03 Tutor &amp; 02 S.R. have also been recruited.</p> <p>Therefore, at present there is no deficiency in faculty.</p>	<p>Faculty deficiency =4.40%</p> <p>Residents deficiency=2.29%</p>
2	O.P.D. attendance on day of assessment is 854 against 1200 required.	on the day of assessment the OPD attendance was recorded up to 12:00 noon however OPD is running in two shifts 09:00 AM to 01:00 PM and 03:00 PM to 05:00 PM, the OPD attendance on 01.09.2016 is 1775	Rectified
3	Lecture Theatre: There is no lecture theatre in the hospital. Deficiency remains as it is.	The college campus & hospital is in the same area therefore separate lecture theatre in hospital was not provided in the premises. However a lecture theatre in hospital building is being is being constructed and it will be completed soon.	Under construction

Dr Ramakrishna Reddy N

Dr Veena Patodi

Dr. Manish Rameshchandra Ramavat

Dean/Principal  
 9/6/16  
**Asandha Institute of Medical Sciences**  
 Ranchi

4	Common room for boys and girl are smaller than required. Deficiency remains as it is	The common rooms for boys & girl has been now provided with sufficient space as per MCI norms and at present there is no deficiency.	Rectified
5	MRD: ICD X system classification of diseases not yet implemented. Medical Records Officer was not available during assessment. Record maintenance is poor. Deficiency remains as it is.	After the assessment ICD X system of classification of diseases are functional, the Medical Record Officer is working in Medical Record Department (MRD). The recordkeeping are up to the mark at present.	Rectified
6	ICUs Area is unhygienic. ACs are not functioning. Entry is unrestricted.	The ICUs areas are clean. The AC in ICUs are functional and entry of patient's attendants have been restricted.	Rectified
7	INTERCOM is not available.	All the faculty member have been provided with mobiles by RIMS Administration. Installation of intercom facilities are also under process.	Not Rectified Tender floated for the same
8	RHTC: Residential accommodation is not available. Specialist visits are haphazard and unorganized. Except O & G, no other specialists visiting regularly.	The residential accommodation have been made available for boys & girls at RHTC. The specialists visits are now regular and are well organized.	Rectified
9	UHC: Except ophthalmologist, no other specialist is visiting UHC on	As per MCI norms the specialist are visiting regularly in UHC	Rectified




Dr Ramakrishna Reddy N



Dr Veena Patodi



Dr. Manish Rameshchandra Ramavat




Dean/Principal  
**Agastya Institute of Medical Sciences**  
 Ranchi

	a regular basis.		
10	Histopathological work load is only 5 on day of assessment.	The Histopathological work load have been increased and at present approx 11 per day	Rectified


### 5. Clinical material:

Item	On Day of assessment	Remarks
O.P.D. attendance at 2.PM on first day	1671	
Casualty attendance (24 hrs. data)	59	
No of admissions	167	
No. of discharges	129	
Bed occupancy% at 10.00 AM on first day	82	
<b><u>Operative Work</u></b>		
No, of major surgical operations	12	
No. of minor surgical operations	20	
No. of normal deliveries	5	
No. of caesarian sections	5	

  
Dr Ramakrishna Reddy N

  
Dr Veena Patodi

  
Dr. Manish Rameshchandra Ramavat


  
Dean/Principal  
Jagadisa Institute of Medical Sciences  
Ranchi

Item	On Day of assessment		Remarks
	O.P. D	I.P.D	
<b><u>Radiological Investigations</u></b>			
X-ray	120	77	
Ultrasonography	45	28	
Barium, IVP etc.	0	2	
C.T. Scan	20	14	

Item	Day of assessment		Remarks
	O.P. D	I.P.D	
<b>Laboratory Investigations – No. of Tests</b>			
Biochemistry	332	342	
Microbiology	101	84	
Serology	9	8	
Hematology	140	172	
Histopathology	0	5	
Cytopathology	0	8	



Dr Ramakrishna Reddy N



Dr Veena Patodi



Dr. Manish Rameshchandra Ramavat



Dean/Principal

Dean,  
Sri Lanka Institute of Medical Sciences  
Bamburuz

### 6. Medical College-Staff Strength:


**Name of College:** RAJENDRA INSTITUTE OF MEDICAL SCIENCES, RANCHI  
**Number of students -150, PG Courses -Yes**  
**Calculation Sheet -Date:09/02/2017**

Department	Designation	Requirement as per MSR (UG)	Additional faculty required for running PG courses (if any)	Total (UG + PG)	Accepted	Deficiency
Anatomy	Professor	1		1	2	
	Assoc. Prof.	1		1	3	
	Asstt.Prof.	2		2	3	
	Tutor	3		3	8	
Physiology	Professor	1		1	1	
	Assoc. Prof.	1		1	3	
	Asstt.Prof.	2		2	3	
	Tutor	3		3	4	
Biochemistry	Professor	1		1	1	
	Assoc. Prof.	1		1	2	
	Asstt.Prof.	2		2	3	
	Tutor	4		4	8	
Pharmacology	Professor	1		1	2	
	Assoc. Prof.	1		1	3	
	Asstt.Prof.	2		2	4	

  
Dr Ramakrishna Reddy N

  
Dr Veena Patodi


  
Dr. Manish Rameshchandra Ramavat

  
Dean/Principal  
Ranchi  
Rajendra Institute of Medical Sciences  
Ranchi

Department	Designation	Requirement as per MSR (UG)	Additional faculty required for running PG courses (if any)	Total (UG + PG)	Accepted	Deficiency
	Tutor	3		3	1	
Pathology	Professor	1		1	3	
	Assoc. Prof.	3	1	4	3	
	Asstt.Prof.	3	1	4	6	
	Tutor	5	1	6	4	
Microbiology	Professor	1		1	2	
	Assoc. Prof.	1		1	2	
	Asstt.Prof.	2		2	1	
	Tutor	4		4	4	
Forensic Medicine	Professor	1		1	1	
	Assoc. Prof.	1		1	2	
	Asstt.Prof.	1		1	3	
	Tutor	2		2	2	
Community Medicine	Professor	1		1	0	1 Prof
	Assoc. Prof.	2		2	2	
	Asstt.Prof.	3		3	3	
	Epidemio-Logist-Cum-Asstt.Prof.	1		1	1	
	Statistician-Cum- Asstt. Prof.	1		1	1	
	Tutor	4		4	3	1 Tutor
General Medicine (5 units)	Professor	1		1	1	
	Assoc. Prof.	4	1	5	7	
	Asstt.Prof.	5	4	9	9	
	Sr. Resident	5		5	9	




Dr Ramekrishna Reddy N



Dr Veena Patodi



Dr. Manish Rameshchandra Ramavat



Dean/Principal  
Deendra Institute of Medical Science  
Banchi



Department	Designation	Requirement as per MSR (UG)	Additional faculty required for running PG courses (if any)	Total (UG + PG)	Accepted	Deficiency
	Jr. Resident	10		10	20	
Paediatrics (3 units)	Professor	1		1	2	
	Assoc. Prof.	2	1	3	3	
	Asstt.Prof.	3	2	5	3	1 Assistant Prof
	Sr. Resident	3		3	3	
	Jr. Resident	6		6	11	
Tuberculosis & Respiratory Diseases (1 units)	Professor	1		1	1	
	Assoc. Prof.	0		0	0	
	Asstt.Prof.	1		1	1	
	Sr. Resident	1		1	1	
	Jr. Resident	2		2	0	2 JR
Dermatology, Venereology & Leprosy (2 units)	Professor	0	1	1	0	1 Prof
	Assoc. Prof.	1		1	1	
	Asstt.Prof.	1		1	4	
	Sr. Resident	1		1	2	
	Jr. Resident	2		2	2	
Psychiatry	Professor	1		1	1	
	Assoc. Prof.	1		1	0	1 Associate Prof
	Asstt.Prof.	1		1	1	
	Sr. Resident	1		1	1	
	Jr. Resident	2		2	2	
General Surgery (5 units)	Professor	1		1	1	
	Assoc. Prof.	4	1	5	7	
	Asstt.Prof.	5	4	9	13	




Dr Ramakrishna Reddy N



Dr Veena Patodi



Dr. Manish Ramchandra Ramavat



Dean/Principal  
 Sreechandra Institute of Medical Sciences  
 Ranchi

Department	Designation	Requirement as per MSR (UG)	Additional faculty required for running PG courses (if any)	Total (UG + PG)	Accepted	Deficiency
	Sr. Resident	5		5	8	
	Jr. Resident	10		10	14	
Orthopaedics (3 units)	Professor	1		1	1	
	Assoc. Prof.	2	1	3	1	2 Associate
	Asstt.Prof.	3	2	5	4	1 Assistant
	Sr. Resident	3		3	5	
	Jr. Resident	6		6	14	
Oto-Rhino-Laryngology (1 units)	Professor	1		1	1	
	Assoc. Prof.	1		1	3	
	Asstt.Prof.	1		1	5	
	Sr. Resident	1		1	2	
	Jr. Resident	2		2	4	
Ophthalmology (2 units)	Professor	1		1	1	
	Assoc. Prof.	1		1	1	
	Asstt.Prof.	1		1	3	
	Sr. Resident	1		1	2	
	Jr. Resident	2		2	4	
Obstetrics & Gynaecology (3 units)	Professor	1		1	1	
	Assoc. Prof.	2	1	3	4	
	Asstt.Prof.	3	2	5	7	
	Sr. Resident	3		3	6	
	Jr. Resident	6		6	12	
Anaesthesiology	Professor	1		1	2	
	Assoc. Prof.	3	1	4	3	

Dr Ramakrishna Reddy N

Dr Veena Patodi


Dr. Manish Rameshchandra Ramavat

Dean/Principal  
 Gandhi Institute of Medical Sciences  
 Ranchi

Department	Designation	Requirement as per MSR (UG)	Additional faculty required for running PG courses (if any)	Total (UG + PG)	Accepted	Deficiency
	Asstt.Prof.	5	1	6	5	1 Assistant
	Sr. Resident	3	1	4	7	
	Jr. Resident	6		6	10	
Radio-Diagnosis	Professor	1		1	1	
	Assoc. Prof.	1	1	2	1	1 Associate
	Asstt.Prof.	1	1	2	2	
	Sr. Resident	3	1	4	5	
Dentistry	Professor	1		1	1	Running Dental College by Same Institution
	Assoc. Prof.	1		1	1	
	Asstt.Prof.	1		1	1	
	Tutor/JR	1		1	1	

### Deficiency Chart

DEPARTMENT	PROFESSOR	ASSOCIATE PROFESSOR	ASSISTANT PROFESSOR	TUTOR	SENIOR RESIDENT	JUNIOR RESIDENT
Anatomy	NIL	NIL	NIL	NIL	NIL	NIL
Physiology	NIL	NIL	NIL	NIL	NIL	NIL
Biochemistry	NIL	NIL	NIL	NIL	NIL	NIL

  
Dr Ramakrishna Reddy N

  
Dr Veena Patodi

  
Dr. Manish Rameshchandra Ramavat

  
Dean/Principal

**Aswaha Institute of Medical Sciences**  
Banshi

Pharmacology	NIL	NIL	NIL	NIL	NIL	NIL
Pathology	NIL	NIL	NIL	NIL	NIL	NIL
Microbiology	NIL	NIL	NIL	NIL	NIL	NIL
Forensic Medicine	NIL	NIL	NIL	NIL	NIL	NIL
Community Medicine	1	NIL	NIL	1	NIL	NIL
General Medicine	NIL	NIL	NIL	NIL	NIL	NIL
Paediatrics	NIL	NIL	1	NIL	NIL	NIL
Tuberculosis & Respiratory Diseases	NIL	NIL	NIL	NIL	NIL	2
Dermatology, Venereology & Leprosy	1	NIL	NIL	NIL	NIL	NIL
Psychiatry	NIL	1	NIL	NIL	NIL	NIL
General Surgery	NIL	NIL	1	NIL	NIL	NIL
Orthopaedics	NIL	NIL	NIL	NIL	NIL	NIL
Oto-Rhino-Laryngology	NIL	NIL	NIL	NIL	NIL	NIL
Ophthalmology	NIL	NIL	NIL	NIL	NIL	NIL
Obstetrics &	NIL	NIL	NIL	NIL	NIL	NIL



Dr Ramakrishna Reddy N



Dr Veena Patodi



Dr. Manish Rameshchandra Ramavat



Dean/Principal

3/1/2020  
Regent's Institute of Medical Sciences  
Branch

Gynaecology						
Anaesthesiology	NIL	NIL	NIL	NIL	NIL	NIL
Radio-Diagnosis	NIL	1	NIL	NIL	NIL	NIL
Dentistry	NIL	NIL	NIL	NIL	NIL	Nil
Total	2	2	2	1	Nil	2

<b>Notes:</b>
<b>For purpose of working out the deficiency:</b>
(1) The deficiency of teaching faculty and Resident Doctors shall be counted separately.
<b>(A) For Teaching Faculty:</b>
(a) For calculating the deficiency of faculty, Prof., Assoc Prof., Asst. Prof & Tutor in respective departments shall be counted together.
(b) Any excess teaching faculty in higher cadre can compensate the deficiency of lower cadre of the same department only.
(c) Any excess teaching faculty of lower cadre/ category in any department cannot compensate the deficiency of any teaching faculty in the higher cadre/category of the same department or any other department. e.g. excess of Assistant Professor cannot compensate the deficiency of Associate Professor or Professor.
(d) Excess/Extra teaching faculty of any department cannot compensate the deficiency of any teaching faculty in any other department.
<b>(B) For Resident Doctors:</b>




Dr Ramakrishna Reddy N



Dr Veena Patodi



Dr. Manish Rameshchandra Ramavat



Dean/Principal  
 Rajendra Institute of Medical Sciences  
 Ranchi

- (a) Excess of SR can be compensated to the deficiency of JR of the same department only.  
 (b) Excess SR/JR of any department cannot compensate the deficiency of SR/JR in any other department.  
 (c) Any excess of JR cannot compensate the deficiency of SR in same or any other department.  
 (d) Any excess/ extra teaching faculty of same or any other department cannot compensate the deficiency of SR/JR.  
 e.g. excess of Assistant Professor cannot compensate the deficiency of SR or JR.

(2) A separate department of Dentistry/Dental faculty is not required where a dental college is available in same campus/city and run by the same management.

(3) Colleges running PG program require additional staff, beds & other requirements as per the PG Regulations – 2000.

### 7. Details of Faculty/Residents not counted/accepted.


(Only faculty/residents who signed attendance sheet before 11:00 am on the first day of assessment should be verified. (In case of Junior Residents/Senior Residents on night duty, 12:00 noon.) No verification of Declaration forms should be done for the faculty/residents coming after 11:00 am of the first day of assessment)

Sr. No	Name	Designation	Department	Remarks/Reasons for Not Considering


  
Dr Ramakrishna Reddy N

  
Dr Veena Patodi

  
Dr. Manish Rameshchandra Ramavat

  
Dean,  
Jyendra Institute of Medical Science  
Ranchi





149752  
05/09/16

# MEDICAL COUNCIL OF INDIA

## STANDARD INSPECTION FORM

### FORM - C

On the

Final M.B.B.S. Examination of RANCHI UNIVERSITY, RANCHI University

In the subject of

General Medicine

held at

Rajendra Institute of Medical Sciences, Ranchi college

Place Ranchi, Jharkhand

*[Handwritten signature]*  
21/9/2016

*[Handwritten signature]*  
(Dr. F.B. Heelawoo)  
22.9.16

*[Handwritten signature]*  
21/9/16  
Director  
Rajendra Institute of Medical Sciences  
Ranchi



1. Date of Inspection :02-09-2016
2. Names of Inspectors :1. Dr. Bhadresh Vyas, Prof. of Paediatrics, Jamnagar  
2.Dr. Jagdish B. Hedawoo, Asso. Prof. of Surgery,  
Nagpur
3. Date of last Inspection/Visitation : 16-03-2016
4. Name of last inspectors/Visitors : Dr. Biraj Kumar Das, Prof. of ENT, Assam  
Dr. K. Lakshminarayana, Prof. of FMT, Karnataka  
Dr. M.C. Chandru, Prof. Karnataka.
- 5.


Deficiencies	Compliances
1: Deficiency of faculty 10.75% as detailed in the report.	1: (a) - On the day of inspection some of the Faculty Members were on leave and the M.C.I. Assessors have shown them absent but they were actually on sanctioned leave.  (b) - After the assessment 09 faculty have been appointed as Assistant Professor, 03 Tutor & 02 S.R. have also been recruited.  Therefore, at present there is no deficiency in faculty.
2: O.P.D. attendance on day of assessment is 854 against 1200 required.	2: On the day of assessment the OPD attendance was recorded up to 12:00 noon however OPD is running in two shifts 09:00 AM to 01:00 PM and 03:00 PM to 05:00 PM, the OPD attendance on 01-09-2016 is 1775.
3. Lecture Theatre: There is no lecture theatre in the hospital. Deficiency remains as it is.	The college campus & hospital is in the same area therefore separate lecture theatre in hospital was not provided in the premises. However a lecture theatre in hospital building is being constructed and it will be completed soon.
4. Common room for boys and girl are smaller than required. Deficiency remains as it is.	The common rooms for boys & girls has been now provided with sufficient space as per MCI norms and at present there is no deficiency.
5. MRD: ICD X system classification of diseases is not yet implemented. Medical Records Officer was not available during assessment. Record maintenance is poor. Deficiency remains as it is.	After the assessment ICD X system of classification of diseases are functional, the Medical Record Officer is working in Medical Record Department (MRD). The recordkeeping are up to the mark at present.
6. ICUs Area is unhygienic. A. Cs. are not functioning.	The ICUs areas are clean. The A. C. in ICUs are functional and entry of patient's attendants have been

219  
 Director  
 Rajendra Institute of Medical Sciences  
 Ranchi

Entry is unrestricted.	restricted.
7. INTERCOM is not available.	All the faculty member have been provided with mobiles by RIMS Administration. Installation of intercom facilities are also under process.
8. RHTC: Residential accommodation is not available. Specialist visits are haphazard and unorganized. Except O & G, no other specialists visiting regularly.	The residential accommodation have been made available for boys & girls at RHTC. The specialists visits are now regular and are well organized.
9. UHC: Except ophthalmologist, no other specialist is visiting UHC on a regular basis.	As per MCI norms the specialist are visiting regularly in UHC.
10. Histopathological work load is only 5 on day of assessment.	The Histopathological work load have been increased and at present approx 11 per day.

  
 Director  
 Rajendra Institute of Medical Sciences  
 Ranchi






<b>A. <u>Scheme of Examination</u></b>	1. Theory	Marks allotted <b><u>60x2=120</u></b>
	2. Clinical/practical	100
	3. Oral	20

Minimum marks for Passing the Exam. -50%

**B. Theory**

- |                 |              |  |
|-----------------|--------------|--|
| 1. Theory paper | Subject      | Time for the paper (1 copy of each of the papers may be attached). |
| No. 1           | Medicine(I)  | 3 hours  |
| No. 2           | Medicine(II) | 3 hours  |
2. Dates on which conducted : 25<sup>th</sup> July, 2016
3. Where conducted : Multipurpose Examination hall  
Ranchi University, Ranchi
4. Invigilation arrangements : Satisfactory
5. No. of candidates appeared :
6. Papers setters : It is confidential as per University instruction.

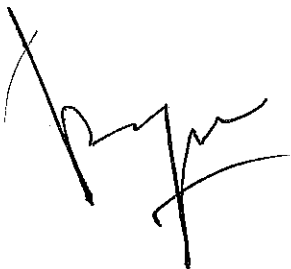
Name & qualification	Designation	Experience as Examiner
--	--	--





  
 Director  
 Rajendra Institute of Medical Sciences  
 Ranchi

**Remarks by the Inspectors/Visitors regarding**

- a) **Nature of the questions.** - 3- Long questions, 6 short notes
- b) **Do they cover the whole filed of prescribed curriculum** - almost
- c) **What is the standard displayed in the answers-** Theory answer sheets sent outside the University so could not be made available and could not be assessed.
- d) **What is the nature of assessment.-** All answer sheet sent another university for Assessment. On arrival of assessment result from other university result is prepared by Ranchi University.
- e) **What is the minimum percentage necessary for passing the theory examination -** 50%
- f) **What percentage of marks obtained at periodical examinations conducted during the course is carried forwarded to the final examination.-** Internal Assessment is carried out of total 30marks during periodic internal examination. Minimum 35% marks is required for the eligibility for University examination.
- g) **Method of assessment of examination conducted**  
During the course of study to be clearly stated.- Total four periodical terminal examination including one clinical practical examination. So best of two out of three theory examination and one practical examination score counted as internal score.
- h) **How has it influenced the result at the final examination-** 30 marks of internal examination is added to university examination in theory and 30 marks in practical.




  
 Director  
 Rajendra Institute of Medical Sciences  
 Ranchi

**II. Practical/Clinical****How is the practical examination conducted give details.**

As per University orders two internal and two external examiners are conducting examination in form of one Long case two short cases and viva of each candidate appearing of the examination.

**Does the practical cover the different branches of the subject? - Yes**

a) **Time allotted for section.** - Approximately 80 to 90 minutes per students which includes long case, short case, viva etc.



b) Examiners Annexure-VIII

	<b>Names &amp; qualification</b>	<b>Designation</b>	<b>Experience as examiner</b>
<b>Internal</b>	1. Dr. Rajendra Kumar Jha MD	Professor RIMS, Ranchi	21yrs
	2. Dr. Umesh Prasad MD	Associate Professor RIMS, Ranchi	9 yrs
<b>External</b>	1. Dr. Kapil Deo Mandal MD	Professor NSB medical college, Bhagalpur	21yrs
	Dr. Prithivish Sarkar MD	Associate Professor MGM medical college, Jamshedpur	07 yrs

**Mode & conduct of practical.**

Is it in batches or otherwise. In batches as per annexure 5.

c) Are there other centers where the Examination is conducted by the same University? - No

  
Director  
Rajendra Institute of Medical Sciences  
Ranchi

If so, where? -NA

i) Do the same examiners conduct the examination in other centers too? -NA

ii) If not what steps are taken to ensure uniformity of standard. - NA

d) Date of Examination-31<sup>st</sup> August to 3<sup>rd</sup> September 2016



e) **Date and time when the examination was inspected.** 02/09/2016 at 09.00AM onward


f) Are the invigilation arrangements satisfactory? - Yes

g) No. of candidates appeared.- 31 candidates on day of inspection.

**h) Number & type of questions (a copy of the question paper my be attached)-** Question were asked on history physical investigations and management etc.



i) What is the minimum percentage of required for passing. -50%



  
Director  
Rajendra Institute of Medical Sciences  
Ranchi

**Clinical**



1. Date of Examination.- 31<sup>st</sup> August to 3<sup>rd</sup> September 2016.
2. Date & time when the examination was inspected. -- 10.00AM on 02/09/2016
3. Are the invigilation arrangements satisfactory?-Yes
4. No. of candidates appeared.-31 candidates
5. Long cases – One long case to each students.
6. Type of cases given (list may be attached)- Annexure-X
7. Time allotted for study of the case. – 45 minutes.
8. Nature of Discussion of case by the candidate – Satisfactory.
9. Time of discussion – 15 to 20 minutes per candidates.
10. Was the discussion fair, searching and sufficient practical? - Fair



Director  
Rajendra Institute of Medical Sciences  
Ranchi

**Short Cases**

1. Type of cases given (List may be attached). Annexure-X
  
2. How many cases were given to each candidate? – Two cases to each candidates.
  
3. How long did examination in short cases last for each Candidate?  
15 to 20 minute for preparation and 10-15 minutes discussion.
  
4. Standard displayed by the candidates in general in the clinical part of the examination.  
Satisfactory.
  
5. How was the assessment done? – By observing and asking clinical skill and knowledge related to particular case.
  
6. Was it done jointly by more than one Examiner? Yes.
  
7. How many marks are allotted for clinical examination? Out of total 120  
x(50 long case 25 of short case each and 20 of viva)
  
8. What is the minimum percentage for passing the clinical part? 50%
  
9. Are marks obtained in any other part of the examination added on to that obtained in the clinical examination? Yes as internal examination.
  
10. Are marks given for clinical works done in the wards added on to the marks obtained in the clinical examination? Yes is a part of internal examination.




  
Director  
Rajendra Institute of Medical Sciences  
Ranchi




11.If so, to what extent? out of 30 marks of total.

12.How has it influenced the result at the final examination? Yes, out of 30 marks for practical in internal examination is added to university exam.


(Method of assessment of clinical work in the wards may be clearly stated).

  
2/9  
Director  
Rajendra Institute of Medical Sciences  
Ranchi




**VIVA-VOICE**

1. What did it consist of  
(Give extent of coverage of subject)  
X-ray, ECG, Drugs, Procedure, Key study etc.
2. How was it conducted? – In pairs of external and internal.
3. What was the standard? – Fair.
4. What was the nature of assessment? - Fair
5. Was it done jointly by more than one examiner? Yes
6. How are the marks obtained in different parts of the examination grouped? It is divided in two pair of internal and external examiners and assessing on subject mention above.
7. What is the minimum for passing in each and in the grand total? -50%
8. Results for the last three years. – Annexure-XI
9. No. of students appeared?- 31 candidates.
- 10.No. of students passed? Result awaited.
11. Other remarks if any. Time Management need to improve.  
Invigilation in theory in looking after by University itself to remain satisfactory.



11



Director  
Rajendra Institute of Medical Sciences  
Ranchi

**Conclusions :**


Was the examination conducted satisfactorily? Yes Satisfactory


Observations of the assessors are to be made in assessment report only.


**Was the standard sufficient for the M.B.B.S. examination as required by Regulations of the Medical Council of India?**

Yes, standard sufficient for the M.B.B.S. examination as required by Regulations of the Medical Council of India.

Observations of the assessors are to be made in assessment report only.



  
219  
Director  
Rajendra Institute of Medical Sciences  
Ranchi



**MEDICAL COUNCIL OF INDIA**

**STANDARD INSPECTION FORM**

**FORM - C**

On the

Final M.B.B.S. Examination of RANCHI UNIVERSITY, RANCHI University

In the subject of

General Surgery

held at

Rajendra Institute of Medical Sciences, Ranchi college

Place Ranchi, Jharkhand

*[Handwritten signature]*  
2/9/2016  
(Dr. B. R. Yadav)

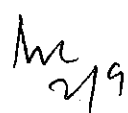
*[Handwritten signature]*  
(Dr. J. B. Halawar)  
Dr. 2.9.16

*[Handwritten signature]*  
2/9/16  
Director  
Rajendra Institute of Medical Sciences  
Ranchi


1. Date of Inspection : 02-09-2016
2. Names of Inspectors : 1. Dr. Bhadresh Vyas, Prof. of Paediatrics, Jamnagar  
2. Dr. Jagdish B. Hedawoo, Prof. of Surgery, Nagpur
3. Date of last Inspection/Visitation : 16-03-2016
4. Name of last inspectors/Visitors : Dr. Biraj Kumar Das, Prof. of ENT, Assam  
Dr. K. Lakshminarayana, Prof. of FMT, Karnataka  
Dr. M.C. Chandru, Prof. Karnataka.
- 5.


Deficiencies	Compliances
1: Deficiency of faculty 10.75% as detailed in the report.	1: (a) - On the day of inspection some of the Faculty Members were on leave and the M.C.I. Assessors have shown them absent but they were actually on sanctioned leave.  (b) - After the assessment 09 faculty have been appointed as Assistant Professor, 03 Tutor & 02 S.R. have also been recruited.  Therefore, at present there is no deficiency in faculty.
2: O.P.D. attendance on day of assessment is 854 against 1200 required.	2: On the day of assessment the OPD attendance was recorded up to 12:00 noon however OPD is running in two shifts 09:00 AM to 01:00 PM and 03:00 PM to 05:00 PM, the OPD attendance on 01-09-2016 is 1775.
3. Lecture Theatre: There is no lecture theatre in the hospital. Deficiency remains as it is.	The college campus & hospital is in the same area therefore separate lecture theatre in hospital was not provided in the premises. However a lecture theatre in hospital building is being constructed and it will be completed soon.
4. Common room for boys and girl are smaller than required. Deficiency remains as it is.	The common rooms for boys & girls has been now provided with sufficient space as per MCI norms and at present there is no deficiency.
5. MRD: ICD X system classification of diseases is not yet implemented. Medical Records Officer was not available during assessment. Record maintenance is poor. Deficiency remains as it is.	After the assessment ICD X system of classification of diseases are functional, the Medical Record Officer is working in Medical Record Department (MRD). The recordkeeping




  
 Director  
 Rajendra Institute of Medical Sciences  
 Ranchi

	are up to the mark at present.
6. ICUs Area is unhygienic. A. Cs. are not functioning. Entry is unrestricted.	The ICUs areas are clean. The A. C. in ICUs are functional and entry of patient's attendants have been restricted.
7. INTERCOM is not available.	All the faculty member have been provided with mobiles by RIMS Administration. Installation of intercom facilities are also under process.
8. RHTC: Residential accommodation is not available. Specialist visits are haphazard and unorganized. Except O & G, no other specialists visiting regularly.	The residential accommodation have been made available for boys & girls at RHTC. The specialists visits are now regular and are well organized.
9. UHC: Except ophthalmologist, no other specialist is visiting UHC on a regular basis.	As per MCI norms the specialist are visiting regularly in UHC.
10. Histopathological work load is only 5 on day of assessment.	The Histopathological work load have been increased and at present approx 11 per day.

  
 29/11/16  
 Director  
 Rajendra Institute of Medical Sciences  
 Ranchi

A. <b><u>Scheme of Examination</u></b>	1. Theory	Marks allotted <b><u>60x2=120</u></b>
	2. Clinical/practical	100
	3. Oral	20

Minimum marks for Passing the Exam. -50%

**B. Theory**

1. Theory paper	Subject	Time for the paper (1 copy of each of the papers may be attached).
No. 1	Surgery(I)	3 hours
No. 2	Surgery(II)	3 hours

2. Dates on which conducted : 15<sup>th</sup> July, 2016 and 18<sup>th</sup> July 2016
3. Where conducted : Multipurpose Examination hall  
Ranchi University, Ranchi
4. Invigilation arrangements : Satisfactory
5. No. of candidates appeared :
6. Papers setters : It is confidential as per University instruction.


Name & qualification	Designation	Experience as Examiner
--	--	--




  
Director  
Rajendra Institute of Medical Sciences  
Ranchi

**Remarks by the Inspectors/Visitors regarding**

- a) **Nature of the questions.** - 4- Long questions, 14 short notes  
10- fill in the blanks.
- b) **Do they cover the whole filed of prescribed curriculum** - almost
- c) **What is the standard displayed in the answers-** Theory answer sheets sent outside the University so could not be made available and could not be assessed.
- d) **What is the nature of assessment.-** All answer sheet sent another university for Assessment. On arrival of assessment result from other university result is prepared by Ranchi University.
- e) **What is the minimum percentage necessary for passing the theory examination - 50%**
- f) **What percentage of marks obtained at periodical examinations conducted during the course is carried forwarded to the final examination.-** Internal Assessment is carried out of total 30marks during periodic internal examination. Minimum 35% marks is required for the eligibility for University examination.
- g) **Method of assessment of examination conducted**  
During the course of study to be clearly stated.- Total four periodical terminal examination including one clinical practical examination. So best of two out of three theory examination and one practical examination score counted as internal score.
- h) **How has it influenced the result at the final examination-** 30 marks of internal examination is added to university examination in theory and 30 marks in practical.

  
 Director  
 Rajendra Institute of Medical Sciences  
 Ranchi



**II. Practical/clinical****How is the practical examination conducted give details.**

As per University orders two internal and two external examiners are conducting examination in form of one Long case two short cases and viva of each candidate appearing of the examination.

**Does the practical cover the different branches of the subject? - Yes**


- a) **Time allotted for section.** - Approximately 80 to 90 minutes per students which includes long case, short case, viva etc.
- b) Examiners Annexure-VIII

	<b>Names &amp; qualification</b>	<b>Designation</b>	<b>Experience as examiner</b>
<b>Internal</b>	1. Dr. R.G. Baxla MS(Surgery)	Professor RIMS, Ranchi	12yrs
	2. Dr. Binay Pratap MS(Surgery)	Associate Professor RIMS, Ranchi	1 yrs
	3. Dr. L.B. Manjhi MS(Ortho)	Associate Professor RIMS, Ranchi	3 yrs
<b>External</b>	1. Dr. Ashok Kr. Sinha MS(Surgery)	Associate Professor NMCH, Patna	11yrs
	2. Dr. Ashok Rai MS(Surgery)	Associate Professor (Surgery) JLN Medical College, Bhagalpur	03 yrs
	Dr. D.P. Bhushan MS(Ortho)	Associate Professor (Ortho) PMCH Dhanbad	02 yrs

**Mode & conduct of practical.**

Is it in batches or otherwise. In batches as per annexure 5.

- c) Are there other centers where the Examination is conducted by the same University? - No

  
 Director  
 Rajendra Institute of Medical Sciences  
 Ranchi

If so, where? -NA

i) Do the same examiners conduct the examination in other centers too? -NA

ii) If not what steps are taken to ensure uniformity of standard. - NA

d) Date of Examination-31<sup>st</sup> August to 3<sup>rd</sup> September 2016


e) **Date and time when the examination was inspected.** 02/09/2016 at 10.00AM onward

f) Are the invigilation arrangements satisfactory? - Yes

g) No. of candidates appeared.- 31 candidates on day of inspection.

**h) Number & type of questions (a copy of the question paper my be attached)-** Question were asked on history physical examination investigations and management etc.



i) What is the minimum percentage of required for passing. -50%



  
Director  
Rajendra Institute of Medical Sciences  
Ranchi

**Clinical**


1. Date of Examination.- 31<sup>st</sup> August to 3<sup>rd</sup> September 2016.
2. Date & time when the examination was inspected. – 10.00AM on 02/09/2016
3. Are the invigilation arrangements satisfactory?-Yes
4. No. of candidates appeared.-31 candidates
5. Long cases – One long case to each students.
6. Type of cases given (list may be attached)- Annexure-X
7. Time allotted for study of the case. – 45 minutes.
8. Nature of Discussion of case by the candidate – Satisfactory.
9. Time of discussion – 15 to 20 minutes per candidates.
10. Was the discussion fair, searching and sufficient practical? - Fair



  
Director  
Rajendra Institute of Medical Sciences  
Ranchi

**Short Cases**

1. Type of cases given (List may be attached). Annexure-X
2. How many cases were given to each candidate? – Four cases to each candidates. (Two orthopaedics and two General Surgery)
3. How long did examination in short cases last for each Candidate?  
10 minute for preparation and 5-10 minutes discussion.
4. Standard displayed by the candidates in general in the clinical part of the examination.  
Satisfactory.
5. How was the assessment done? – By observing and asking clinical skill and knowledge related to particular case.
6. Was it done jointly by more than one Examiner? Yes.
7. How many marks are allotted for clinical examination? Out of total 120  
x(50 long case 25 of short case each and 20 of viva)
8. What is the minimum percentage for passing the clinical part? 50%
9. Are marks obtained in any other part of the examination added on to that obtained in the clinical examination? Yes as internal examination.
10. Are marks given for clinical works done in the wards added on to the marks obtained in the clinical examination? Yes is a part of internal examination.





  
Director  
Rajendra Institute of Medical Sciences  
Ranchi

11.If so, to what extent? out of 30 marks of total.

12.How has it influenced the result at the final examination? Yes, out of 30 marks for practical in internal examination is added to university exam.



(Method of assessment of clinical work in the wards may be clearly stated).




Director  
Rajendra Institute of Medical Sciences  
Ranchi

**VIVA-VOICE**

1. What did it consist of  
(Give extent of coverage of subject)  
X-ray, Operative Surgery, Pathology specimens, Drugs, Bones etc.
2. How was it conducted? – In pairs of external and internal.
3. What was the standard? – Fair.
4. What was the nature of assessment? - Fair
5. Was it done jointly by more than one examiner? Yes
6. How are the marks obtained in different parts of the examination grouped? It is divided in two pair of internal and external examiners and assessing on subject mention above.
7. What is the minimum for passing in each and in the grand total? -50%
8. Results for the last three years. – Annexure-XI
9. No. of students appeared?- 31 candidates.
- 10.No. of students passed? Result awaited for these exam.
11. Other remarks if any. During examination other than examiners; crowding of other people should not be there to maintain examination atmosphere.



  
Director  
Rajendra Institute of Medical Sciences  
Ranchi

**Conclusions :**


Was the examination conducted satisfactorily? Yes Satisfactory


Observations of the assessors are to be made in assessment report only.


**Was the standard sufficient for the M.B.B.S. examination as required by Regulations of the Medical Council of India?**


Yes, standard sufficient for the M.B.B.S. examination as required by Regulations of the Medical Council of India.

Observations of the assessors are to be made in assessment report only.

  
CA 131247 WS  
2/9/2016



  
Director  
Rajendra Institute of Medical Sciences  
Ranchi



**MEDICAL COUNCIL OF INDIA**

**STANDARD INSPECTION FORM**

**FORM - C**

On the

Final M.B.B.S. Examination of RANCHI UNIVERSITY, RANCHI University

In the subject of

Paediatrics

held at

Rajendra Institute of Medical Sciences, Ranchi college college

Place Ranchi, Jharkhand

*[Handwritten signature]*  
C/W 13 12 45  
2/9/2016

*[Handwritten signature]*  
(Dr. J. B. Hegde)  
Dr. 2.9.16


*[Handwritten signature]*  
2/9/16  
Director  
Rajendra Institute of Medical Sciences  
Ranchi





1. Date of Inspection :02-09-2016
2. Names of Inspectors :1. Dr. Bhadresh Vyas, Prof. of Paediatrics, Jamnagar  
2. Dr. Jagdish B. Hedawoo, Asso. Prof. of Surgery,  
Nagpur
3. Date of last Inspection/Visitation : 16-03-2016
4. Name of last inspectors/Visitors : Dr. Biraj Kumar Das, Prof. of ENT, Assam  
Dr. K. Lakshminarayana, Prof. of FMT, Karnataka  
Dr. M.C. Chandru, Prof. Karnataka.

Deficiencies	Compliances
1: Deficiency of faculty 10.75% as detailed in the report.	1: (a) - On the day of inspection some of the Faculty Members were on leave and the M.C.I. Assessors have shown them absent but they were actually on sanctioned leave.  (b) - After the assessment 09 faculty have been appointed as Assistant Professor, 03 Tutor & 02 S.R. have also been recruited.  Therefore, at present there is no deficiency in faculty.
2: O.P.D. attendance on day of assessment is 854 against 1200 required.	2: On the day of assessment the OPD attendance was recorded up to 12:00 noon however OPD is running in two shifts 09:00 AM to 01:00 PM and 03:00 PM to 05:00 PM, the OPD attendance on 01-09-2016 is 1775.
3. Lecture Theatre: There is no lecture theatre in the hospital. Deficiency remains as it is.	The college campus & hospital is in the same area therefore separate lecture theatre in hospital was not provided in the premises. However a lecture theatre in hospital building is being constructed and it will be completed soon.
4. Common room for boys and girl are smaller than required. Deficiency remains as it is.	The common rooms for boys & girls has been now provided with sufficient space as per MCI norms and at present there is no deficiency.
5. MRD: ICD X system classification of diseases is not yet implemented. Medical Records Officer was not available during assessment. Record	After the assessment ICD X system of classification of diseases are functional, the Medical Record Officer is working in Medical




  
 Director  
 Rajendra Institute of Medical Sciences  
 Ranchi

maintenance is poor. Deficiency remains as it is.	Record Department (MRD). The recordkeeping are up to the mark at present.
6. ICUs Area is unhygienic. A. Cs. are not functioning. Entry is unrestricted.	The ICUs areas are clean. The A. C. in ICUs are functional and entry of patient's attendants have been restricted.
7. INTERCOM is not available.	All the faculty member have been provided with mobiles by RIMS Administration. Installation of intercom facilities are also under process.
8. RHTC: Residential accommodation is not available. Specialist visits are haphazard and unorganized. Except O & G, no other specialists visiting regularly.	The residential accommodation have been made available for boys & girls at RHTC. The specialists visits are now regular and are well organized.
9. UHC: Except ophthalmologist, no other specialist is visiting UHC on a regular basis.	As per MCI norms the specialist are visiting regularly in UHC.
10. Histopathological work load is only 5 on day of assessment.	The Histopathological work load have been increased and at present approx 11 per day.

  
 Director  
 Rajendra Institute of Medical Sciences  
 Ranchi


<b>A. <u>Scheme of Examination</u></b>	1. Theory	Marks allotted <b><u>40</u></b>
	2. Clinical/practical	30
	3. Oral	10

Minimum marks for Passing the Exam. -50%

**B. Theory**

- |                 |             |  |
|-----------------|-------------|--|
| 1. Theory paper | Subject     | Time for the paper (1 copy of each of the papers may be attached). |
| No. 1           | Paediatrics | 3 hours  |
2. Dates on which conducted : 25<sup>th</sup> July, 2016
  3. Where conducted : Multipurpose Examination hall  
Ranchi University, Ranchi
  4. Invigilation arrangements : Satisfactory
  5. No. of candidates appeared : 126 total
  6. Papers setters : It is confidential as per University instruction.

Name & qualification	Designation	Experience as Examiner
--	--	--


**Remarks by the Inspectors/Visitors regarding**

- a) **Nature of the questions.** - 8 short notes are asked.
- b) **Do they cover the whole filed of prescribed curriculum** - almost
- c) **What is the standard displayed in the answers-** Theory answer sheets sent outside the University so could not be made available and could not be assessed.
- d) **What is the nature of assessment.-** All answer sheet sent another university for Assessment. On arrival of assessment result from other university result is prepared by Ranchi University.
- e) **What is the minimum percentage necessary for passing the theory examination** - 50%
- f) **What percentage of marks obtained at periodical examinations conducted during the course is carried forwarded to the final examination.-** Internal Assessment is carried out of total 10marks during periodic internal examination. Minimum 35% marks is required for the eligibility for University examination.
- g) **Method of assessment of examination conducted**  
During the course of study to be clearly stated.- Total four periodical terminal examination including one clinical practical examination. So best of two out of three theory examination and one practical examination score counted as internal score.
- h) **How has it influenced the result at the final examination-** 10 marks of internal examination is added to university examination in theory and 10 marks in practical.

**II. Practical/clinical****How is the practical examination conducted give details.**

As per University orders two internal and two external examiners are conducting examination in form of one Long case two short cases and viva of each candidate appearing of the examination.

**Does the practical cover the different branches of the subject?** - Yes,

  
Director  
Rajendra Institute of Medical Sciences  
Ranchi

- a) **Time allotted for section.** – Approximately 70 to 80 minutes per students which includes long case, short case, viva etc.
- b) Examiners Annexure-VIII

	<b>Names &amp; qualification</b>	<b>Designation</b>	<b>Experience as examiner</b>
<b>Internal</b>	1. Dr. Anil Kumar Choudhary MD	Professor RIMS, Ranchi	19 years
	2. Dr. Amar Verma MD, PhD	Associate Professor RIMS, Ranchi	14 yrs
<b>External</b>	1. Dr. S.N. Thakur MD	Professor NMCH, Jamuar Rohtas	26yrs
	2. Dr. Gopal Sharan MD, PhD	Associate Professor PMCH, Patna	18 yrs

**Mode & conduct of practical.**

Is it in batches or otherwise. In batches as per annexure 5.

- c) Are there other centers where the Examination is conducted by the same University? - No

If so, where? -NA




  
 Director  
 Rajendra Institute of Medical Sciences  
 Ranchi

i) Do the same examiners conduct the examination in other centers too? -NA

ii) If not what steps are taken to ensure uniformity of standard. - NA

d) Date of Examination-31<sup>st</sup> August to 3<sup>rd</sup> September 2016

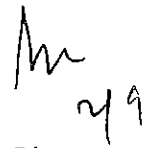


e) **Date and time when the examination was inspected.** 02/09/2016 at  
010.00AM onward

f) Are the invigilation arrangements satisfactory? - Yes

g) No. of candidates appeared.- 37 candidates on day of inspection.

**h) Number & type of questions (a copy of the question paper my be attached)-** Question were asked on history physical investigations and management etc.


i) What is the minimum percentage of required for passing. -50%




Director  
Rajendra Institute of Medical Sciences  
Ranchi

**Clinical**

1. Date of Examination.- 31<sup>st</sup> August to 3<sup>rd</sup> September 2016.
2. Date & time when the examination was inspected. – 10.00AM on 02/09/2016
3. **Are the invigilation arrangements satisfactory?**-Yes
4. **No. of candidates appeared.**-37 candidates
5. **Long cases** – One long case to each students.
6. **Type of cases given (list may be attached)**- Annexure-X
7. **Time allotted for study of the case.** – 45 minutes.
8. **Nature of Discussion of case by the candidate** – Satisfactory.
9. **Time of discussion** – 15 to 20 minutes per candidates.
10. **Was the discussion fair, searching and sufficient practical?** - Fair



8



Director  
Rajendra Institute of Medical Sciences  
Ranchi

**Short Cases**

1. **Type of cases given (List may be attached).** Annexure-X
  
2. **How many cases were given to each candidate?** – Two cases to each candidates include a case of neonate.
  
3. **How long did examination in short cases last for each Candidate?**  
15 to 20 minute for preparation and 10-15 minutes discussion.
  
4. **Standard displayed by the candidates in general in the clinical part of the examination.**  
Satisfactory.
  
5. **How was the assessment done?** – By observing and asking clinical skill and knowledge related to particular case.
  
6. **Was it done jointly by more than one Examiner?** Yes.
  
7. **How many marks are allotted for clinical examination?** Out of total 40 (20 long case 10 of short case each and 10 of viva)
  
8. **What is the minimum percentage for passing the clinical part?** 50%
  
9. **Are marks obtained in any other part of the examination added on to that obtained in the clinical examination?** Yes as internal examination.
  
10. **Are marks given for clinical works done in the wards added on to the marks obtained in the clinical examination?** Yes is a part of internal examination.





  
Director  
Rajendra Institute of Medical Sciences  
Ranchi



11. If so, to what extent? out of 10 marks of total.


12. **How has it influenced the result at the final examination?** Yes, out of 10 marks for practical in internal examination is added to university exam.


(Method of assessment of clinical work in the wards may be clearly stated).

  
Director  
Rajendra Institute of Medical Sciences  
Ranchi

**VIVA-VOICE**

1. What did it consist of  
(Give extent of coverage of subject)  
X-ray, Drugs, Vaccines, Procedure, Key study equipments etc.
2. How was it conducted? – In pairs of external and internal.
3. What was the standard? – Fair.
4. What was the nature of assessment? - Fair
5. **Was it done jointly by more than one examiner? Yes**
6. **How are the marks obtained in different parts of the examination grouped?** It is divided in two pair of internal and external examiners and assessing on subject mention above.
7. **What is the minimum for passing in each and in the grand total?** -50%
8. Results for the last three years. – Annexure-XI
9. No. of students appeared?- 37 candidates.
- 10.No. of students passed? Result awaited.
11. Other remarks if any. Time Management need to improve.



  
Director  
Rajendra Institute of Medical Sciences  
Ranchi

**Conclusions :**


Was the examination conducted satisfactorily? YES, Satisfactory.


Observations of the assessors are to be made in assessment report only.

**Was the standard sufficient for the M.B.B.S. examination as required by Regulations of the Medical Council of India?**


Yes, standard sufficient for the M.B.B.S. examination as required by Regulations of the Medical Council of India.

Observations of the assessors are to be made in assessment report only.

  
CAB 1245  
- 2/19/2016

  
12

  
Director  
Rajendra Institute of Medical Sciences  
Ranchi



**MEDICAL COUNCIL OF INDIA**

**STANDARD INSPECTION FORM**

**FORM - C**

On the

Final M.B.B.S. Examination of RANCHI UNIVERSITY, RANCHI University

In the subject of

Obst. & Gynaecology

held at

Rajendra Institute of Medical Sciences, Ranchi college

Place Ranchi, Jharkhand


*paper*  
*(A, B, C, D, E, F, G, H, I, J, K, L, M, N, O, P, Q, R, S, T, U, V, W, X, Y, Z)*


*freedams*  
*(D. J. B. freedams)*  
*15/2.9.16*

*Mr*  
*2/9/16*  
Director  
Rajendra Institute of Medical Sciences  
Ranchi


1. Date of Inspection :02-09-2016
2. Names of Inspectors :1. Dr. Bhadresh Vyas, Prof. of Paediatrics, Jamnagar  
Nagpur  
2. Dr. Jagdish B. Hedawoo, Asso. Prof. of Surgery,
3. Date of last Inspection/Visitation : 16-03-2016
4. Name of last inspectors/Visitors : Dr. Biraj Kumar Das, Prof. of ENT, Assam  
Dr. K. Lakshminarayana, Prof. of FMT, Karnataka  
Dr. M.C. Chandru, Prof. Karnataka.

Deficiencies	Compliances
1: Deficiency of faculty 10.75% as detailed in the report.	1: (a) - On the day of inspection some of the Faculty Members were on leave and the M.C.I. Assessors have shown them absent but they were actually on sanctioned leave.  (b) - After the assessment 09 faculty have been appointed as Assistant Professor, 03 Tutor & 02 S.R. have also been recruited.  Therefore, at present there is no deficiency in faculty.
2: O.P.D. attendance on day of assessment is 854 against 1200 required.	2: On the day of assessment the OPD attendance was recorded up to 12:00 noon however OPD is running in two shifts 09:00 AM to 01:00 PM and 03:00 PM to 05:00 PM, the OPD attendance on 01-09-2016 is 1775.
3. Lecture Theatre: There is no lecture theatre in the hospital. Deficiency remains as it is.	The college campus & hospital is in the same area therefore separate lecture theatre in hospital was not provided in the premises. However a lecture theatre in hospital building is being constructed and it will be completed soon.
4. Common room for boys and girl are smaller than required. Deficiency remains as it is.	The common rooms for boys & girls has been now provided with sufficient space as per MCI norms and at present there is no deficiency.
5. MRD: ICD X system classification of diseases is not yet implemented. Medical Records Officer was not available during assessment. Record	After the assessment ICD X system of classification of diseases are functional, the Medical Record Officer is working in Medical

  
 219  
 Director  
 Rajendra Institute of Medical Sciences  
 Ranchi

maintenance is poor. Deficiency remains as it is.	Record Department (MRD). The recordkeeping are up to the mark at present.
6. ICUs Area is unhygienic. A. Cs. are not functioning. Entry is unrestricted.	The ICUs areas are clean. The A. C. in ICUs are functional and entry of patient's attendants have been restricted.
7. INTERCOM is not available.	All the faculty member have been provided with mobiles by RIMS Administration. Installation of intercom facilities are also under process.
8. RHTC: Residential accommodation is not available. Specialist visits are haphazard and unorganized. Except O & G, no other specialists visiting regularly.	The residential accommodation have been made available for boys & girls at RHTC. The specialists visits are now regular and are well organized.
9. UHC: Except ophthalmologist, no other specialist is visiting UHC on a regular basis.	As per MCI norms the specialist are visiting regularly in UHC.
10. Histopathological work load is only 5 on day of assessment.	The Histopathological work load have been increased and at present approx 11 per day.

  
 Director  
 2/9  
 Rajendra Institute of Medical Sciences  
 Ranchi






<b>A. <u>Scheme of Examination</u></b>	1. Theory	Marks allotted <b><u>40x2=80</u></b>
	2. Clinical/practical	30
	3. Oral	30


Minimum marks for Passing the Exam. -50%

**B. Theory**

1. Theory paper	Subject	Time for the paper (1 copy of each of the papers may be attached).
No. 1	Obst. & Gynae(I)	3 hours
No. 2	Obst. & Gynae(II)	3 hours
2. Dates on which conducted	:20 <sup>th</sup> July, 2016 and 01 <sup>st</sup> August 2016	
3. Where conducted	:Multipurpose Examination hall RanchiUniversity, Ranchi	
4. Invigilation arrangements	: Satisfactory	
5. No. of candidates appeared	:126 total	
6. Papers setters	: It is confidential as per University Instruction.	


Name & qualification	Designation	Experience as Examiner
--	--	--





  
 Director  
 Rajendra Institute of Medical Sciences  
 Ranchi

**Remarks by the Inspectors/Visitors regarding**

- a) **Nature of the questions.** - 12 short notes and 20 MCQ
- b) **Do they cover the whole filed of prescribed curriculum** - almost
- c) **What is the standard displayed in the answers-** Theory answer sheets sent outside the University so could not be made available and could not be assessed.
- d) **What is the nature of assessment.**- All answer sheet sent another university for Assessment. On arrival of assessment result from other university result is prepared by Ranchi University.
- e) **What is the minimum percentage necessary for passing the theory examination** - 50%
- f) **What percentage of marks obtained at periodical examinations conducted during the course is carried forwarded to the final examination.**- Internal Assessment is carried out of total 30marks during periodic internal examination. Minimum 35% marks is required for the eligibility for University examination.
- g) **Method of assessment of examination conducted**  
During the course of study to be clearly stated.- Total four periodical terminal examination including one clinical practical examination. So best of two out of three theory examination and one practical examination score counted as internal score.
- h) **How has it influenced the result at the final examination-** 30 marks of internal examination is added to university examination in theory and 30 marks in practical.

  
 Director  
 Rajendra Institute of Medical Sciences  
 Ranchi



**II. Practical/clinical****How is the practical examination conducted give details.**

As per University orders two internal and two external examiners are conducting examination in form of one Long case two short cases and viva of each candidate appearing of the examination.

**Does the practical cover the different branches of the subject? - Yes**

a) **Time allotted for section.** - Approximately 80 to 90 minutes per students which includes long case, short case, viva etc.

b) Examiners Annexure-VIII.

	<b>Names &amp; qualification</b>	<b>Designation</b>	<b>Experience as examiner</b>
<b>Internal</b>	1. Dr. Jacinta Minz MD	Associate Professor RIMS, Ranchi	5yrs
	2. Dr. Shashi Bala Singh MD	Associate Professor RIMS, Ranchi	7 yrs
<b>External</b>	1. Dr. Karmela Kujur MD	Professor MGM Medical college, Jamshedpur	15yrs
	Dr. Jyoti Bala	Associate Professor Gaya Medical College and Hospital, Gaya	05 yrs

**Mode & conduct of practical.**

Is it in batches or otherwise. In batches as per annexure 5.

c) Are there other centers where the Examination is conducted by the same University? - No

219  
Director  
Rajendra Institute of Medical Sciences  
Ranchi

If so, where? -NA

i) Do the same examiners conduct the examination in other centers too? -NA

ii) If not what steps are taken to ensure uniformity of standard. - NA

d) Date of Examination-31<sup>st</sup> August to 3<sup>rd</sup> September 2016

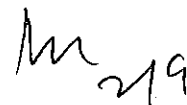

e) **Date and time when the examination was inspected.** 02/09/2016 at  
10.00AM onward

f) Are the invigilation arrangements satisfactory? - Yes

g) No. of candidates appeared.- 31 candidates on day of inspection.

**h) Number & type of questions (a copy of the question paper my be attached)-** Question were asked on history physical examination, investigations and management etc.

i) What is the minimum percentage of required for passing. -50%




Director  
Rajendra Institute of Medical Sciences  
Ranchi

**Clinical**


1. Date of Examination.- 31<sup>st</sup> August to 3<sup>rd</sup> September 2016.
2. Date & time when the examination was inspected. – 10.00AM on 02/09/2016
3. Are the invigilation arrangements satisfactory?-Yes
4. No. of candidates appeared.-32 candidates
5. Long cases – Two case are given one of them is Gynaec and one of them in Obstetrics.
6. Type of cases given (list may be attached)- Annexure-X
7. Time allotted for study of the case. – 45 minutes.
8. Nature of Discussion of case by the candidate – Satisfactory.
9. Time of discussion – 15 to 20 minutes per candidates.
10. Was the discussion fair, searching and sufficient practical? - Fair

**Short Cases (No short case were given both the case given as long case.)**

1. Type of cases given (List may be attached). NA
2. How many cases were given to each candidate? – NA
3. How long did examination in short cases last for each Candidate? NA
4. Standard displayed by the candidates in general in the clinical part of the examination. NA
5. How was the assessment done? – NA
6. Was it done jointly by more than one Examiner? NA
7. How many marks are allotted for clinical examination? NA
8. What is the minimum percentage for passing the clinical part? NA
9. Are marks obtained in any other part of the examination added on to that obtained in the clinical examination? Yes as internal examination.
10. Are marks given for clinical works done in the wards added on to the marks obtained in the clinical examination? Yes is a part of internal examination.
11. If so, to what extent? out of 30 marks of total.



9



Director  
Rajendra Institute of Medical Sciences  
Ranchi

12. How has it influenced the result at the final examination? Yes, out of 30 marks for practical in internal examination is added to university exam.

(Method of assessment of clinical work in the wards may be clearly stated).


*[Handwritten signature]*  
CAB 12/4/12

*[Handwritten signature]*

*[Handwritten signature]*  
2/9  
Director  
Rajendra Institute of Medical Sciences  
Ranchi

**VIVA-VOICE**

1. What did it consist of  
(Give extent of coverage of subject)  
X-ray, Specimens, Instruments, Drugs, Procedures, etc.
2. How was it conducted? – In pairs of external and internal.
3. What was the standard? – Fair.
4. What was the nature of assessment? - Fair
5. Was it done jointly by more than one examiner? Yes
6. How are the marks obtained in different parts of the examination grouped? It is divided in two pair of internal and external examiners and assessing on subject mention above.
7. What is the minimum for passing in each and in the grand total? -50%
8. Results for the last three years. – Annexure-XI
9. No. of students appeared?- 32 candidates.
- 10.No. of students passed? Result awaited for these examination.
11. Other remarks if any. No of clinical case need to improve for examination purpose.



11



Director  
Rajendra Institute of Medical Sciences  
Ranchi

**Conclusions :**

Was the examination conducted satisfactorily? Yes Satisfactory

Observations of the assessors are to be made in assessment report only.

**Was the standard sufficient for the M.B.B.S. examination as required by Regulations of the Medical Council of India?**

Yes, standard is sufficient for the M.B.B.S. examination as required by Regulations of the Medical Council of India.

Observations of the assessors are to be made in assessment report only.

*[Handwritten signature]*  
C A B R M S  
2/9/2016

*[Handwritten signature]*

*[Handwritten signature]*  
2/9  
Director  
Rajendra Institute of Medical Sciences  
Ranchi

157508  
17/04/2016

**MEDICAL COUNCIL OF INDIA**  
**ASSESSMENT FORM FOR \_150 - MBBS ADMISSIONS REPORT**  
**(INCREASE IN ADMISSION CAPACITY FROM \_90\_\_\_ TO 150\_)**

**Verification of Compliance**  
**Part - A-III**  
**(to be filled by the Assessors)**

**1.1 Type of Assessment**


U/S 10A- Compliance :


U/S 11- Recognition - Compliance

Continuation of Recognition- Compliance ( )


Any Other: \_\_\_\_\_ 6 Renewal (  ) \_\_\_\_\_

Name of the Institution	:	RAJENDRA INSTITUTE OF MEDICAL SCIENCES, RANCHI		
Address	:	BARIATU, RANCHI.-834009		
Telephone No.	:	0651-2541533		
E-mail	:	rimsranchi@rediffmail.com/ directorrimsranchi@gmail.com		
Council Letter No & Date	:	MCI-37(1)(UG)(RI-6)/2015 -Med/	11-03-2016	
Assessment Date:	16-03-2016	Last Assessment Date :	22-01-2016	

  
Signature of Assessors

  
16/3

  
16/3/16

  
Signature of Dean/Principal  
16/3/16



PG Courses	:	Yes
------------	---	-----

**Particulars of Assessors**

Name of the Assessors	Correspondence Address	Contact No	Email
Dr. Biraj Kumar Das Professor	Department of ENT/Otorhinolaryngology Fakhruddin Ali Ahmed Medical College, Berpeta Assam	09435107730	drbiraj@rediffmail.com
Dr. K. Lakshminarayana Professor	Department of Pharmacology Vijaynagar Institute of Medical Sciences, Bellary, Karnataka.	09448066432	blydrkln@gmail.com
Dr. M.C. Chandru Professor	Karnataka Institute of Medical Sciences, Hubli Karnataka	09448961687	drchandru21@rediffmail.com

Verification of compliance submitted by institute:

Sr. No.	Deficiencies reported from GOI/MCI	Compliance by College sent to GOI/MCI	Remarks of the Assessors after the assessment
1	Lecture Theatres: Hospital Lecture Theatre is not available. Capacity of additional Lecture Theatre available in the college	One Lectures Theatre in Trauma Centre is under construction. It will be functional in August 2016. Drawing of the same along with photograph of present status of building is	The fourth Lecture theatres near the hospital is available but partly sound proof, no audio system. Capacity is upto 150.

Signature of Assessors

*16/3/16*

*Cashu*  
*16/3*

*Chandru*  
*16/3/16*

Signature of Dean/Principal

*16/3/16*

Principal  
Karnataka Institute of Medical Sciences  
Hubli

	is only 100 against requirement of 150.	attached herewith.	
2	Common Rooms for Boys & Girls are smaller than required.	The mentioned area shown as common rooms for boys & girls are in addition to the existing common rooms already available both for Boys & Girls, but by mistake it was not shown at the time of inspection to the Assessors and more over there was no deficiency found in this heading in earlier inspections.	Common Rooms for Boys & Girls are smaller than required.
3	MRD: ICD X classification of diseases is not followed for indexing.	Training program for ICD - X classification of diseases is under way. It has already been initiated in Surgery department and other Clinical department will be covered soon.	Not yet implemented ICD X. Surgery dept using ICDs system of classification of diseases. MRO was unavailable at the time of inspection. Only medicine department is following ICD X classification. Record maintenance is very poor. No steps are taken to preserve the medical records as such and arrangement is haphazard.
4	Casualty: Available beds are 18 against requirement of 20.	Casualty beds are increased to 20. Apart from that 14 bedded Trauma Centre is also available and functional. No deficiency of Beds were reported in the previous inspections.	Casualty beds are 20 in number and verified.
5	ICU's Details of patients in ICCU & all ICUs are not given.	All the Beds in ICCU & all ICUs were occupied on the day of inspection  As per 2.12 of Assessment from Part-A-II of MCI.	It is non hygienic, unrestricted. AC are not functioning. 8 ventilators are available in ICCU, ICU, PICU, RICU, NICU.
6	4 Static X-ray machines are available against requirement of 5.	3 static X-ray machines were procured recently out of which 2 have already been installed and 3 <sup>rd</sup> static X-ray machine is in the process of installation and will be functional soon. There after we will be having a total of 5 static machine in the institute.	Verified the newly installed X-ray machines which are numbering four and one more machine is yet to be installed has been made available in the stock. Mobile X-ray unit are six in number functional.
7	Intercom is not available.	All faculty member, doctors and staff have been provided with free mobile phones (post paid plan under Closed User Group) and these are well	Intercom is not available.

Signature of Assessors

16/3/16

Cashin 16/3/16

Chand 16/3/16

Signature of Dean/Principal

16/3/16

Rajendra Institute of Medical Sciences  
Ranchi

		utilized.										
8	Website: information provided is sketchy. Citizens' Charter is not available.	Website of RIMS is functional and updated regularly. Citizen Charter has been incorporated and uploaded.	Website of RIMS is functional and updated regularly. Citizen Charter has been incorporated and uploaded.									
9	Anatomy department: MRI & CT films are not available.	MRI & CT film have been made available.	MRI & CT films in Anatomy museum is available. (16+8=24)									
10	RHTC: Residential accommodation is not functional. Specialists' visits are not organized.	<p>RHTC building has been renovated and is in the process of handing over to the institute in 1<sup>st</sup> week of March 2016. (Photographs attached as Annex.- III having 5 pages). Beds, Furniture and other logistics are made available.</p> <p>Specialists visit to RHTC/ CHC has been organised as per following schedule:</p> <p>Specialists visit to RHTC has been organised as per following schedule:</p> <table border="0"> <tr> <td>Medicine Dept.</td> <td rowspan="2">}</td> <td rowspan="2">One faculty/ Sr. Resident on rotation are visiting</td> </tr> <tr> <td>Surgery Dept.</td> </tr> <tr> <td>Obst. &amp; Gynae Dept.</td> <td rowspan="3">}</td> <td rowspan="3">RHTC as per the schedule attached:</td> </tr> <tr> <td>Paediatrics Dept.</td> </tr> <tr> <td>Ophthalmic Dept.</td> </tr> </table>	Medicine Dept.	}	One faculty/ Sr. Resident on rotation are visiting	Surgery Dept.	Obst. & Gynae Dept.	}	RHTC as per the schedule attached:	Paediatrics Dept.	Ophthalmic Dept.	No RHTC, as such old building dilapede condition. New building under construction. Presently they have adopted one CHU and is maintaining. The visitors of specialist are unorganized and haphazard and not seen any visit of specialist in that place except OBG. Residential accommodation is under construction.
Medicine Dept.	}	One faculty/ Sr. Resident on rotation are visiting										
Surgery Dept.												
Obst. & Gynae Dept.	}	RHTC as per the schedule attached:										
Paediatrics Dept.												
Ophthalmic Dept.												
11	UHC: Specialists' visits are not organized.	<p>Specialists visit to UHC has been organised as per following schedule:</p> <table border="0"> <tr> <td>Medicine Dept.</td> <td rowspan="2">}</td> <td rowspan="2">One faculty/ Sr. Resident on rotation are visiting</td> </tr> <tr> <td>Surgery Dept.</td> </tr> <tr> <td>Obst. &amp; Gynae Dept.</td> <td rowspan="1">}</td> <td rowspan="1">UHC as per the schedule attached:</td> </tr> </table>	Medicine Dept.	}	One faculty/ Sr. Resident on rotation are visiting	Surgery Dept.	Obst. & Gynae Dept.	}	UHC as per the schedule attached:	The organization of the visits by the specialist is not well organized with PSM department. Only Ophthalmology unit is functioning with all facilities catering to the needs.		
Medicine Dept.	}	One faculty/ Sr. Resident on rotation are visiting										
Surgery Dept.												
Obst. & Gynae Dept.	}	UHC as per the schedule attached:										

Signature of Assessors

*16/3/16*  
*Cashy*  
*16/3*

Signature of Dean/Principal

*16/3/16*  
*Debnika Singh*

Dean  
 Institute of Medical Sciences  
 Ranchi

		Paediatrics Dept.	
		Ophthalmic Dept.	

**Clinical material:**

Item	On Day of assessment 06-03-2016		Remarks
	O.P. D	I.P.D	
O.P.D. attendance at 2.PM on first day	854		
Casualty attendance (24 hrs. data)	14		
No of admissions	68		
No. of discharges			
Bed occupancy% at 10.00 AM on first day			
<b><u>Operative Work</u></b>			
No, of major surgical operations	20		
No. of minor surgical operations	42		
No. of normal deliveries	04		
No. of caesarian sections	03		
<b><u>Radiological Investigations</u></b>			
X-ray	57	15	
Ultrasonography	63	10	
Barium, IVP etc.	01	01	
C.T. Scan	20	01	

Signature of Assessors

*16/3/16*  
*Cashin*  
*16/3*

*Chandh*  
*16/3/16*

Signature of Dept. Principal

*16/3/16*  
*Debi Charan*

Principal  
 16/3/16

Item	Day of assessment 16-03-2016		Remarks
	O.P. D	I.P.D	
<b>Laboratory Investigations - No. of Tests</b>			
Biochemistry	149		
Microbiology	142		
Serology	19		
Hematology	66		
Histopathology	05		
Cytopathology	08		

*[Signature]*  
16/3/16

Signature of Assessors

*[Signature]*  
16/3

*[Signature]*  
16/3/16

*[Signature]*  
16/3/16

Signature of Dean/Principal

Department of Medical Education  
Faculty

**Medical College-Staff Strength:**

**Name of College:  
Number of students - PG Courses (Yes/No)  
Calculation Sheet**

Department	Designation	Requirement as per MSR (UG)	Additional faculty required for running PG courses (if any)	Total (UG + PG)	Accepted	Deficiency
Anatomy	Professor	1	0	1	2	
	Assoc. Prof.	1	0	1	3	
	Asstt.Prof.	2	0	2	1	
	Tutor	3	0	3	3	
Physiology	Professor	1	0	1	2	
	Assoc. Prof.	1	0	1	2	
	Asstt.Prof.	2	0	2	3	
	Tutor	3	0	3	5	
Biochemistry	Professor	1	0	1	2	
	Assoc. Prof.	1	0	1	2	
	Asstt.Prof.	2	0	2	2	
	Tutor	4	0	4	4	
Pharmacology	Professor	1	0	1	2	
	Assoc. Prof.	1	0	1	0	
	Asstt.Prof.	2	0	2	4	
	Tutor	3	0	3	4	
Pathology	Professor	1	0	1	3	
	Assoc. Prof.	3	1	4	5	
	Asstt.Prof.	3	1	4	6	
	Tutor	5	1	6	4	

Signature of Assessors  
16/3/16

*Calvin*  
16/3

*Chander*  
16/3/16

Signature of Dean/Principal  
16/3/16

Dean,  
Medical College,  
Bhubaneswar

Department	Designation	Requirement as per MSR (UG)	Additional faculty required for running PG courses (if any)	Total (UG + PG)	Accepted	Deficiency
Microbiology	Professor	1	0	1	1	
	Assoc. Prof.	1	0	1	1	
	Asstt.Prof.	2	0	2	1	1 Deficiency
	Tutor	4	0	4	4	
Forensic Medicine	Professor	1	0	1	2	
	Assoc. Prof.	1	0	1	2	
	Asstt.Prof.	1	0	1	1	
	Tutor	3	0	2	2	
Community Medicine	Professor	1	0	1	1	
	Assoc. Prof.	2	0	2	2	
	Asstt.Prof.	3	0	3	2	1 Deficiency
	Epidemio-Logist-Cum-Asstt.Prof.	1	0	1	1	
	Statistician-Cum- Asstt. Prof.	1	0	1	1	
	Tutor	4	0	4	4	
General Medicine (5 unit)	Professor	1	0	1	2	
	Assoc. Prof.	4	+1	5	9	
	Asstt.Prof.	5	+4	9	9	
	Sr. Resident	5	0	5	10	
	Jr. Resident	10	0	10	40	
Paediatrics (3 Unit)	Professor	1	0	1	1	
	Assoc. Prof.	2	+1	3	3	
	Asstt.Prof.	3	+2	5	3	2 deficiency
	Sr. Resident	3	0	3	6	
	Jr. Resident	6	0	6	25	
Tuberculosis & Respiratory Diseases (1 Unit)	Professor	1	0	1	1	
	Assoc. Prof.	0	0	0	0	
	Asstt.Prof.	1	0	1	1	
	Sr. Resident	1	0	1	1	

Signature of Assessors

*[Signature]*  
16/3/16

*[Signature]*  
16/3

*[Signature]*  
16/3/16

Signature of Dean/Principal

*[Signature]*  
16/3/16

Dean  
Institute of Medical Education  
Ranchi

Department	Designation	Requirement as per MSR (UG)	Additional faculty required for running PG courses (if any)	Total (UG + PG)	Accepted	Deficiency
	Jr. Resident	2	0	2	5	
Dermatology, Venereology & Leprosy (2 Unit)	Professor	0	+1	1	1	
	Assoc. Prof.	1	0	1	0	1 deficiency
	Asstt.Prof.	1	0	1	3	
	Sr. Resident	1	0	1	2	
	Jr. Resident	2	0	2	10	
Psychiatry (1 Unit) (No PG)	Professor	0	0	0	1	
	Assoc. Prof.	1	0	1	0	Compensated
	Asstt.Prof.	1	0	1	1	
	Sr. Resident	1	0	1	1	
	Jr. Resident	2	0	2	0	2 deficiency
General Surgery (5 Unit)	Professor	1	0	1	2	
	Assoc. Prof.	4	+1	5	6	
	Asstt.Prof.	5	+4	9	6	1 deficiency
	Sr. Resident	5	0	5	10	
	Jr. Resident	10	0	10	17	
Orthopaedics (3 Unit)	Professor	1	0	1	1	
	Assoc. Prof.	2	+1	3	1	2 deficiency
	Asstt.Prof.	3	+2	5	3	2 deficiency
	Sr. Resident	3	0	3	3	
	Jr. Resident	6	0	6	9	
Oto-Rhino-Laryngology (2 Unit)	Professor	1	0	1	1	
	Assoc. Prof.	1	0	1	3	
	Asstt.Prof.	1	0	1	3	
	Sr. Resident	1	0	1	1	
	Jr. Resident	2	0	2	6	
Ophthalmology (2 Unit)	Professor	1	0	1	1	
	Assoc. Prof.	1	0	1	2	
	Asstt.Prof.	1	0	1	2	

Signature of Assessors

*12/16/3/16*  
*Cashin*  
*16/3/16*

*Chandh*  
*16/3/16*

Signature of Dean/Principal

*[Signature]*  
*16/3/16*

Principal, Department of Medical Sciences  
 [Stamp]



Department	Designation	Requirement as per MSR (UG)	Additional faculty required for running PG courses (if any)	Total (UG + PG)	Accepted	Deficiency
	Sr. Resident	1	0	1	2	
	Jr. Resident	2	0	2	18	
Obstetrics & Gynaecology (3 Unit)	Professor	1	0	1	1	
	Assoc. Prof.	2	+1	3	5	
	Asstt.Prof.	3	+2	5	7	
	Sr. Resident	3	0	3	5	
	Jr. Resident	6	0	6	27	
Anaesthesiology	Professor	1	0	1	2	
	Assoc. Prof.	3	+1	4	1	2 deficiencies
	Asstt.Prof.	5	+1	6	4	2 deficiencies
	Sr. Resident	3	+1	4	8	
	Jr. Resident	6	0	6	13	
Radio-Diagnosis	Professor	1	0	1	1	
	Assoc. Prof.	1	+1	2	1	1 deficiency
	Asstt.Prof.	1	+1	2	2	
	Sr. Resident	3	+1	4	3	1 deficiency
Dentistry	Professor	1	0	1	1	
	Assoc. Prof.	1	0	1	0	1 deficiency
	Asstt.Prof.	1	0	1	0	1 deficiency
	JR	1	0	1	3	

*Dr. / 16/3/16*

*Cashy / 16/3*

*Chander / 16/3/16*

*Deborah / 16/3/16*

Signature of Assessors

Signature of Dean/Principal

Signature of Professor/Associate Professor/Assistant Professor/Resident  
16/3/16

**Deficiency chart:**

Department	Professor	Asso. Prof	Asst. Prof.	Tutors	SR	JR
Anatomy						
Physiology						
Bio chemistry						
Pharmacology						
Pathology						
Microbiology			1			
Forensic Medicine						
Community Medicine			1			
Gen. Medicine						
Paediatrics			2			
Tb and Chest						
Dermatology		1				
Psychiatry						2
Gen Surgery			1			

Signature of Assessors

*[Signature]*  
16/3/16

*[Signature]*  
16/3

*[Signature]*  
16/3/16

Signature of Dean/Principal

*[Signature]*  
16/3/16

Principal  
16/3/16

Department	Professor	Asso. Prof	Asst. Prof.	Tutors	SR	JR
Orthopaedics		2	2			
ENT						
Ophthalmology						
Ob-Gy						
Anaesthesiology		2	2			
Radiology		1			1	
Dentistry		1	1			
Total		7	10		1	2

- 1) Deficiency of Teaching Faculty : 10.75% (17 out of 158)
- 2) Deficiency of resident doctors : 3.44% (3 out of 87)

Only one faculty has joined after the last MCI held on 22/1/16.

*[Signature]*  
16/3/16

Signature of Assessors

*[Signature]*  
16/3/16

*[Signature]*  
16/3/16

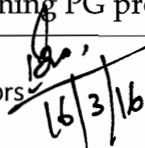


*[Signature]*  
16/3/16

Signature of Dean/Principal



*[Faint stamp]*

<b>Notes:</b>
<b>For purpose of working out the deficiency:</b>
(1) The deficiency of teaching faculty and Resident Doctors shall be counted separately.
<b>(A) For Teaching Faculty:</b>
(a) For calculating the deficiency of faculty, Prof., Assoc Prof., Asst. Prof & Tutor in respective departments shall be counted together.
(b) Any excess teaching faculty in higher cadre can compensate the deficiency of lower cadre of the same department only.
(c) Any excess teaching faculty of lower cadre/ category in any department cannot compensate the deficiency of any teaching faculty in the higher cadre/ category of the same department or any other department. e.g. excess of Assistant Professor cannot compensate the deficiency of Associate Professor or Professor.
(d) Excess/Extra teaching faculty of any department cannot compensate the deficiency of any teaching faculty in any other department.
<b>(B) For Resident Doctors:</b>
(a) Excess of SR can be compensated to the deficiency of JR of the same department only.
(b) Excess SR/JR of any department cannot compensate the deficiency of SR/JR in any other department.
(c) Any excess of JR cannot compensate the deficiency of SR in same or any other department.
(d) Any excess/ extra teaching faculty of same or any other department cannot compensate the deficiency of SR/JR. e.g. excess of Assistant Professor cannot compensate the deficiency of SR or JR.
(2) A separate department of Dentistry/ Dental faculty is not required where a dental college is available in same campus/ city and run by the same management.
(3) Colleges running PG program require additional staff, beds & other requirements as per the PG Regulations 2000.

Signature of Assessors

 16/3/16  
 16/3  
 16/3/16

Signature of Dean/Principal

 16/3/16  




DI/2015/149765  
DA 27-01-2016

**MEDICAL COUNCIL OF INDIA**

**ASSESSMENT FORM FOR 150 - MBBS ADMISSIONS REPORT**

(INCREASE IN ADMISSION CAPACITY FROM 90 TO 150)

**Part A-II**

(to be filled by the Assessors)

**1.1 Type of Assessment**

U/S 10A-regular/compliance: Letter of Permission ( ), 1<sup>st</sup> renewal ( ), 2<sup>nd</sup> renewal ( ), 3<sup>rd</sup> renewal ( ), 4<sup>th</sup> renewal ( )

U/S 11- Recognition - Regular/Compliance

Continuation of Recognition/ Compliance ( )

Any Other: 6<sup>th</sup> renewal

Name of the Institution	:	RAJENDRA INSTITUTE OF MEDICAL SCIENCES, RANCHI		
Address	:	BARIATU, RANCHI.-834009		
Telephone No.	:	0651-2541533		
E-mail	:	rimsranchi@rediffmail.com/directorrimsranchi@gmail.com		
Council Letter No & Date	:	MCI-37(1)(UG)/2015-Med/		20-01-2016
Assessment Date:		22-23 Jan 2016	Last Assessment Date :	20-21 April 2015
PG Courses	:	Yes		

Signatures of the Assessors & Date

*[Signature]*  
23/1/16

*[Signature]*  
23/1/16

*[Signature]*  
23/1/16

Signatures of Dean/Principal & Date

### Particulars of Assessors

Name of the Assessors	Correspondence Address	Contact No	Email
Dr. J.S. Malik(Coordinator) Senior Professor,	Department of Community Medicine, Pt. B D Sharma Postgraduate Institute of Medical Sciences, Rohtak- 124001(Haryana)	9996166264	jsmalik124@rediffmail.com
Dr.(Prof.) Suresh Kumar	Professor Deptt. Of General Medicine, Maulana Azad Medical College, New Delhi	9891158991	drskumar31@yahoo.co.in
Dr. Radhey Shyam Trivedi	Professor Department of Physiology Pandit Deendayal Upadhayay Medical College, Rajkot, Gujrat	09426465897	drstrivedi@yahoo.com

#### 1.2. The College has following

The campus plot is.	Unitary
Building Plan approval from the competent authority.	Yes (Govt. Institution)
Building Use/ Occupancy Certificate from the competent	Yes (Govt. Institution) (Annexure-I)

Signatures of the Assessors & Date

*[Signature]*  
23/1/16

*[Signature]*  
23/1/16

*[Signature]*  
23/1/16

Signatures of Dean/Principal & Date

authority.	
------------	--



- 1.3 Dean/Principal:** Dr. Shamim Haider, M.D., with 29 years of teaching experience - 19yrs of professor & 04 yrs of experience of Asso Prof and 06. He is also holding the post of Professor in the Department of PSM.


Dean Office is located in Administrative Block of the college/building along with the administrative block. Adequate space (as per MSR guidelines by MCI) and other required facilities (as given in the table below) are provided/not provided to the administrative staff.


Office Space Requirement	Requirement Space (mts)	Available (Annexure-I)
Dean/Principal Office	30.33m <sup>2</sup>	Yes
Staff Room	27.71m <sup>2</sup>	Yes
College Council Room	57.97m <sup>2</sup>	Yes

- 1.4 Medical Education Unit (MEU): Annexure - II**

Available as per Regulations	:	Available
Name of the MEU coordinator	:	Dr. Uma Shankar Prasad Keshri
Name, Designation & Experience of affiliated faculty	:	<ol style="list-style-type: none"> <li>1. Dr. Uma Shankar Prasad Keshri, Associate Professor, Pharmacology, RIMS, Ranchi</li> <li>2. Dr. Manoj Kumar, Associate Professor, Microbiology, RIMS, Ranchi</li> <li>3. Dr. Ashok Kumar Sharma, Assistant Professor,</li> </ol>

  
 Signatures of the Assessors & Date  
  
 23/1/16

  
 23/1/16

  
 23/1/16

Signatures of Dean/Principal & Date



		Microbiology, RIMS, Ranchi 4. Dr. Mithilesh Kumar, Assistant Professor, PSM, RIMS, Ranchi. 5. Dr. S.B. Singh, Assistant Professor-cum-Lecturer, PSM, RIMS, Ranchi.
Name of the MCI Regional ( Nodal) Centre where above training has been undertaken	:	SCB Medical College Cuttuck, Orrisa
Details of the Orientation programme and Basic Course Workshop undergone by MEU(No. of programmes organized during Academic year, No. of People attended, proceedings (to be verified at the time of assessment)	:	Annexure-II
Date/s of the above workshops	:	08 <sup>th</sup> & 09 <sup>th</sup> January, 2016, and 21 <sup>st</sup> and 22 <sup>nd</sup> January, 2016
Details & Duration of Workshops in Medical Education Technology conducted by MEU	:	21-11-2013 to 23-11-13 & 26-06-2014-28-06-2014
Details of faculty who have undergone basic course workshop in <i>Medical Education Technology</i> at the allocated MCI Regional Centre	:	1. Dr. Uma Shankar Prasad Keshri, Associate Professor, Pharmacology, RIMS, Ranchi 2. Dr. Manoj Kumar, Associate Professor, Microbiology, RIMS, Ranchi 3. Dr. Ashok Kumar Sharma, Assistant Professor, Microbiology, RIMS, Ranchi 4. Dr. Mithilesh Kumar, Assistant Professor,

Signatures of the Assessors & Date  
23/1/16

23/1/16

23/1/16

Signatures of Dean/Principal & Date  
23/1/16


	PSM, RIMS, Ranchi. 5. Dr. S.B. Singh, Assistant Professor-cum-Lecturer, PSM, RIMS, Ranchi.
Details of faculty who have undergone advanced course workshop in <i>Medical Education Technology</i> at the allocated MCI Regional Centre.	--
Feedback evaluation of workshops and action taken reports on the basis of feedback obtained :	--


### 1.5 Continuing Medical Education : Annexure - III


No and Details of CMEs/workshop organized by the college held in the past 1 year	:	Details of CMEs/workshop organized by the college held in the past 1 year are as Annexure - III
Details of the credit hours awarded for the past one year		

### 1.6 College Council : Annexure - IV

Name, designation, contact no. and address of the President & Secretary.	:	Dr. Shamim Haider, Dean, RIMS, Ranchi
--	---	---------------------------------------

Signature of the Assessors & Date  
 23/1/16

Signature of Assessor  
 23/1/16

Signature of Dean/Principal & Date  
 23/1/16

Composition of the Council (HODs as members & Principal / Dean as chairperson)	Yes
No. of times the College Council meets per year (min 4) :	<u>4</u>
Details of college Council meetings where students Welfare was discussed and Action taken report (details / comments in annexure IV)	<u>Annexure - IV</u>

1.7 **Pharmacovigilance Committee:** Available  
 No of meeting in the previous yrs. 02 (Minutes to be checked) Annexure - V


1.8 **Examination Hall:**


Requirement	Available
No - 2 Area - 250 Sq. mt. Capacity - 250	Available -01, Capacity-500 Auditorium with a capacity of 1000 also available.


1.9 **Lecture Theatres:**

	Medical college		Hospital		Comments
	Req.	Available	Req.	Available	
Number	4	3+1+1		Not Available	<u>Common lecture theaters for medical college/hospital-3+1+1</u>
Capacity		180x3 + 250x1			


Signatures of the Assessors & Date

  
23/1/16

  
23/1/16

  
23/1/16

Signatures of Dean/Principal & Date

  
23/1/16

		+100x1		
Type (Gallery)	Yes		Yes	
A.V. Aids	Yes		Yes	

### 1.10 Library

Air-conditioned - Yes

Working Hours:

- Stack room : 09:00AM to 04:00PM
- Reading room : 07:00AM to 12:00 Midnight

	Required	Available	Remarks
Area	2400 Sq.m.	2401 Sq.m.	
Student Reading Room (Inside)	150 Capacity	200 Capacity	
Student Reading Room (Outside)	150 Capacity	460 Capacity	
Staff Reading Room	30 Persons	20 Persons	
Room for Resident/PG reading room		Available two big hall	
Particulars	Required Nos.	Available Nos.	Remarks
No of Books	11,000	83,292	
Journals (Indian)	70	981	
Journals (Foreign)	30	2166	
Internet Nodes		Wi-Fi Facility	

Signature of the Assessors & Date

*[Signature]*  
23/11/16

*[Signature]*  
23/11/16

*[Signature]* 23/11/16  
Signatures of Dean/Principal & Date


### 1.11 Common Room for Boys & Girls- Available


	Area Required Sq. Mt.	Available Area Sq. Mt.	Toilet - Attached Y/N
Boys	150	60sqm	Y
Girls	150	70sqm	Y

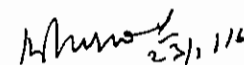
1.12 Central Photography Section: Available Yes  
 Staff Yes  
 Equipments Yes

### 1.13 Hostel: Location - Within campus

Hostel Category	Required Capacity	Available Capacity (No Rooms X capacity of each room = Total capacity)	Furnished (Y/N)	Toilet Facility Adequate/ Inadequate	Mess (Y/N)	Hygiene of Hostel campus Y/N	Visitor room, AC Study room with internet & Computer, Recreation room with TV, Music, Indoor Games Y/N	Remarks
UG Students @ 75% Capacity		450x1=450(Boys) 396(Girls) Total= 846	Yes	Adequate	Yes	Yes	Yes	Adequate
Interns @ 100% Capacity	150	102x1=102(Boys) 51x1=51(Girls)	Yes	Adequate	Yes	Yes	Yes	Adequate
Resident @ 100% Capacity including PG		284x1=284(Boys) 196(Girls)	Yes	Adequate	Yes	Yes	Yes	
Nurses @ 20% Capacity	53	300	Yes	Adequate	Yes	Yes	Yes	

  
 Signatures of the Assessors & Date  
 23/1/16

  
 23/1/16

  
 23/1/16

Signatures of Dean/Principal & Date

**Residential Quarters:**

Category	Required Nos.	Available Nos.	Remarks
Teaching Staff @ 20% Capacity	30	70 +16(Senior Resident)	Sufficient
Non-Teaching Staff @ 20% Capacity	36	Gr III-100, Gr IV-288 Nurses-300	Sufficient


**1.14 Recreational Facilities:**

Outdoor games	Yes
Play field/s	available
Type of games	Cricket, Football, Volleyball, Badminton etc.
Indoor games facilities	Yes
Gymnasium	Not available.


**1.15 Gender Harassment Committee :- Yes (Documents to be seen at the time of assessment) Annexure - VI**

Signatures of the Assessors &amp; Date


  
23/1/16


  
23/1/16

Signatures of Dean/Principal &amp; Date


  
23/1/16

**TEACHING HOSPITAL**

2.1 Name of the Hospital: Rajendra Institute of Medical Sciences, Ranchi  
Owned by: Government

2.2 Name of the Medical Superintendent: Dr. S.K. Chaudhary, MS (General Surgery), with 15 years administrative experience.

	Space Requirement	Availability
Medical Supdt's Office	36 sq. mt.	36 Sq.mt. <b>Annexure-I</b>
Administrative Office	150 sq. mt	438 Sq.mt.

2.3 **Teaching and other facilities :**

OPD Timings	:	09:00 A.M. to 01:00P.M. and 03:00P.M. to 05:00P.M.
Separate Registration areas for male/female patients available	:	yes
Separate Registration counters for OPD/IPD	:	Available
Are the Registration counters computerized	:	yes

Signatures of the Assessors & Date


Signatures of Dean/Principal & Date


Staff for registration center	:	adequate
Waiting areas for above patients available	:	Yes
No. of rooms for examination of patients	:	Yes
Capacity of teaching area in each department	:	Yes
Enquiry Desk	:	yes


#### 2.4 Facilities available in OPD

<b>-Medicine</b> Injection room - Male - Female	Yes Yes	E.C.G. Room	Yes
<b>Surgery</b> Dressing room - - Male - Female	Yes Yes	Minor OT	Yes
<b>Orthopaedics</b> Plaster room Dressing room - - Male - Female	Yes Yes Yes	Plaster cutting room	Yes
<b>Ophthalmology</b>	Refraction Rooms Dark Rooms Dressing Rooms / Minor Procedure Room		Yes Yes Yes
<b>ENT</b>	Audiometry (AC & Sound proof) Speech Therapy		Yes Yes

Signatures of the Assessors & Date

  
23/1/16

  
28/1/16

  
23/1/16  
Signatures of Dean/Principal & Date



Pediatrics	Child Welfare Clinic	Yes
	Immunisation Clinic	Yes
	Child Rehabilitation Clinic	Yes
OBS & GYN	Antenatal Clinic	Yes
	Sterility Clinic	Yes
	Family Welfare Clinic	Yes
	Cancer Detection Clinic	Yes

**Comments :**

2.5 Total Number Of Teaching Beds & Admitted Patients - Distance between two beds should be 1.5 m.

Teaching Hospitals in Campus with Total Beds 1009.

Teaching Hospitals in Outside the Campus ( \_\_\_X\_\_\_Kms. from the campus ) with Total Beds \_\_\_X\_\_\_.

Department	Ward Nos.	Beds Required	Total Beds Available	Total Admitted Patients	Facilities Available in Each Ward						Remarks
					Nursing Station Y/N	Exam/Treat Room Y/N	Pantry Y/N	Store Room Y/N	Duty Room Y/N	Demo Room (25 Capacity) Y/N	
Gen. Medicine	06	130	180+35		Y	Y	Y	Y	Y	Y	18 MICU+17 ICCU Bed
Pediatrics	03	60	100 +6+10+ 24		Y	Y	Y	Y	Y	Y	PICU-6+NICU-10+SNCU-24
TB & Respiratory Medicine	01	20	30		Y	Y	Y	Y	Y	Y	
Psychiatry	01	08	15		Y	Y	Y	Y	Y	Y	
Dermatology	01	08	66		Y	Y	Y	Y	Y	Y	
Gen. Surgery	07	135	207		Y	Y	Y	Y	Y	Y	
Orthopedics	03	56	90		Y	Y	Y	Y	Y	Y	

Signatures of the Assessors & Date

*[Signature]*  
23/1/16

*[Signature]*  
23/1/16

*[Signature]* 23/1/16  
Signatures of Dean/Principal & Date

Department	Ward Nos.	Beds Required	Total Beds Available	Total Admitted Patients	Facilities Available in Each Ward						Remarks
					Nursing Station Y/N	Exam/Treat Room Y/N	Pantry Y/N	Store Room Y/N	Duty Room Y/N	Demo Room (25 Capacity) Y/N	
Ophthalmology	02	20	60		Y	Y	Y	Y	Y	Y	
ENT	01	18	36		Y	Y	Y	Y	Y	Y	
OB & GYN	3	75	126 +4		Y	Y	Y	Y	Y	Y	4 ICU Bed
Total	27	530	1009		Y	Y	Y	Y	Y	Y	

## 2.6 Clinical material (\*Random verification to be done by the Assessor).

Assessor should randomly verify the monthly data and fill accordingly in the daily average columns, specifying the months


Item	On Day of assessment 22-01-2016	Remarks
O.P.D. attendance at 2.00 PM On first day	1208	
Casualty attendance (24 hrs. data)	202	
No of admissions	124	
No. of discharges	158	
Bed occupancy% at 10.00AM on first day	98%	
<b><u>Operative Work</u></b>		
No, of major surgical operations	57	
No. of minor surgical operations	83	
No. of normal deliveries	6	


Signatures of the Assessors & Date


Signatures of Dean/Principal & Date

Item	On Day of assessment 22-01-2016		Remarks
	O.P. D	I.P.D	
No. of caesarian sections	6		
<b>Radiological Investigations</b>	O.P. D	I.P.D	
X-ray	151		
Ultrasonography	63		
Barium, IVP etc.	4		
C.T. Scan	81		

Item	Day of assessment		Remarks
	O.P. D	I.P.D	
<b>Laboratory Investigations - No. of Tests</b>	O.P. D	I.P.D	<b>All the investigations are included both for OPDs as well as Indoor.</b>
Biochemistry	507		
Microbiology	161		
Serology	25		
Hematology	76		
Histopathology	06		
Cytopathology	Gynae-04 FNAC-07 03		

  
 Signatures of the Assessors & Date  
 23/1/16

  
 23/1/16

  
 Signatures of Dean/Principal & Date  
 23/1/16

**2.7 Medical Record Section:**

Manual / Computerized **Computerized**

ICD X classification of diseases followed for indexing: No



**2.8 Central casualty services:**

No of Beds: Required \_\_\_\_\_ Available - 18


- Number of doctors posted / Shift : 3 CMO - Required \_\_\_\_\_ Available - 4
- Number of nurses posted / Shift: - 3
- Separate casualty for OBGY cases: Yes **available, if yes No. of beds - 06,**

Equipment	Availability Y/N	Number
Central Oxygen & suction facility	Y	10
Pulse oximeter	Y	03
Ambu bag	Y	02
Disaster trolley	Y	01
Crash Cart	Y	01
Emergency Drug Tray	Y	01
Defibrillator	Y	01
Ventilator	Y	02
X-ray Unit - (Mobile)	Y	01
Minor OT	Y	01

Comments:

Signatures of the Assessors & Date  
 23/1/16  
 23/1/16

 28/1/16

Signatures of Dean/Principal & Date  
 23/1/16

**2.9 Clinical Laboratories**

**Central Clinical Laboratory:** Under control of department of: Pathology.

Separate sections for pathology, microbiology, hematology & biochemistry: available


**2.10 Operation theatres**

Type	Requirement	Available	Remarks
Major	9	16	
Minor	3	3	


**2.11 Equipment available in O. T. Block (Specify numbers) Annexure-VIA**


Dept	Theatres Nos.	A/C Y/N	Central Oxy/ Nitrous Oxide Y/N	Anesthesia Machine Y/N	Multipara Monitor with Capnograph Y/N	Defibrillators Y/N	Infusion Pumps Y/N	Remarks
Gen Surgery	<u>4+1</u>	<u>Y</u>	<u>Y</u>	<u>Y</u>	<u>Y</u>	<u>Y</u>	<u>Y</u>	
ENT	<u>1+1</u>	<u>Y</u>	<u>Y</u>	<u>Y</u>	<u>Y</u>	<u>Y</u>	<u>Y</u>	
Ophthal	<u>1+1</u>	<u>Y</u>	<u>Y</u>	<u>Y</u>	<u>Y</u>	<u>Y</u>	<u>Y</u>	
Ortho	<u>2</u>	<u>Y</u>	<u>Y</u>	<u>Y</u>	<u>Y</u>	<u>Y</u>	<u>Y</u>	
OBS & GYN	<u>2+1</u>	<u>Y</u>	<u>Y</u>	<u>Y</u>	<u>Y</u>	<u>Y</u>	<u>Y</u>	
Emergency	<u>1+1</u>	<u>Y</u>	<u>Y</u>	<u>Y</u>	<u>Y</u>	<u>Y</u>	<u>Y</u>	
Septic	<u>No</u>							

Pre-Anaesthetic/Pre-operative Beds : Available \_\_\_\_\_ 06 Post Operative Recovery room beds : Available- 10

Signatures of the Assessors & Date  
 23/1/16

 23/1/16

 23/1/16

Signatures of Dean/Principal & Date  
 23/1/16

2.12 Intensive Care: Following intensive areas are available -

Type	Beds (Required)	Beds (Available)	Patients on day of assessment	AC Y/N	Central Oxygen/Suction Y/N	Major Equipment (Monitor, Ventilator, ABG, Pulse Oximeter etc.) Y/N	Remarks if any
ICCU	5	<u>17</u>		<u>Y</u>	<u>Y</u>	<u>Y</u>	
ICU	5	<u>18</u>		<u>Y</u>	<u>Y</u>	<u>Y</u>	
SICU	5	<u>10</u>		<u>Y</u>	<u>Y</u>	<u>Y</u>	Excellent ICU for New born with advanced Life support system available.
NICU/PICU	5	<u>8</u>		<u>Y</u>	<u>Y</u>	<u>Y</u>	Well equipped central oxygen and monitoring facilities present.


2.13 Labour Room

Rooms	Beds	Remarks
Clean Cases	10	
Septic Cases	1	
Eclampsia	1	


2.14 Radiological Facilities: Annexure-VII (AERB & PCPNDT registration)

Equipment	Required no.	Available no.	AERB Approval	Functional Status at the time of assessment	Remarks if any


Signatures of the Assessors & Date

  
23/1/16

  
23/1/16

  
23/1/16

Signatures of Dean/Principal & Date

  
23/1/16

			Y/N	Y/N	
Mobile X Ray 60 mA 100 mA	-- -	<u>7</u>	<u>Y</u>	<u>Y</u>	
Static X Ray 300 mA 600mA 800/1000 mA	- - -	<u>4</u>	<u>Y</u>	<u>Y</u>	
CT Spiral Minimum 16 slice		<u>1</u>	<u>Y</u>	<u>Y</u>	
<b>Equipment</b>	<b>Required no.</b>	<b>Available no.</b>	<b>PNDT Approval Y/N</b>	<b>Functional Status at the time of assessment Y/N</b>	<b>Remarks if any</b>
USG	<u>3</u>	<u>6</u>	<u>Y</u>	<u>Y</u>	

**2.15 Blood Bank:**Available and functional: **Yes**

Number of units dispensed in a day 70


Number of units stored on day of assessment 319

License valid up to: 27-03-2016 uptodate Yes License No. JH/BB/14/2006(LICENCE NUMBER AND COPY TO BE APPENDED AS ANNEXURE-VIII)


Blood Separation Facility - Available


**2.16 Pharmacy :** Pharmacist/Staff available: List to be included **Annexure-IX**

- No. of sub-stores located in different parts of hospital: 05

  
Signatures of the Assessors & Date

  
23/1/16

  
23/1/16

  
Signatures of Dean/Principal & Date

- Average no. of patients per day given drugs: 600 outdoor & 1200 indoor.

**2.17 Central sterilization Department: New CSSD under Installation in between Superspecialty & Oncology Block. Old existing CSSD is in COT complex.**

- Timings \_\_08:00AM -08:00PM\_\_ & Shifts: \_\_2\_\_
- Equipment: Horizontal autoclaves Yes / Vertical autoclaves Yes, ETO Sterilisers: Yes No. -01 in Neuro OT complex
- Separate receiving and distribution points - Yes

**2.18 Intercom: No**

No. of incoming lines \_\_\_\_\_ No. of extension lines: **CUG Cell phone facility to all officers & staff.**

**2.19 Central laundry/Alternative Arrangements: Working**

In House/Outsourced: In House

Type of Laundry: Mechanized

**2.20 Kitchen/ Alternative Arrangements**


- In-House/Outsourced : In House
- Food free of charge: yes                      Number of patients -                      All
- Provision of special diet: yes
- Services of a nutritionist/dietician: available

**2.21 Total no. of Canteens:        2                      For staff- 1, For students - 1.**


**2.22 Arrangements for Biomedical Waste Management. Annexure-X(Agreement)**

Signatures of the Assessors & Date

  
23/1/16

  
23/1/16

Signatures of Dean/Principal & Date



  
23/1/16

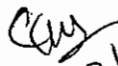



- ✓ Outsourced/ in-house : (if outsourced, append MOU) (If in-house, please specify details of facilities available)  
Own Incinerator in Hospital Premises, The functioning and disposal on outsourcing basis.

**2.23 Central Research Lab:**

- Available - Yes
- Facilities - Adequate
- Research Projects:
  - Completed Nos -
  - Ongoing Nos - 4

  
Signatures of the Assessors & Date  
  
23/1/16

  
23/1/16

  
23/1/16  
Signatures of Dean/Principal & Date

## 2.24 Nursing and Paramedical staff :

Nursing staff:	No of Beds _____	
	Required Nos.	Available Nos.
Staff Nurses	309	358
Sister Incharge	45	57
ANS	12	11
DNS	5	5
Nursing Suptd	1	1
Total	372	432

Paramedical And Non teaching staff Annexure-XI	Required Nos.	Available Nos.
		181

Signatures of the Assessors & Date

*[Signature]*  
23/1/16

*[Signature]*  
23/1/16

*[Signature]*  
23/1/16

Signatures of Dean/Principal & Date

*[Signature]*  
23/1/16

## MEDICAL COLLEGE

### 3.1 College Website:

Sr. No.	Details of information	Yes/No
1.	Dean, Principal & M.S.	Yes
2.	Staff-Teaching	Yes
3.	Affiliated university and its VC & Registrar.	Yes
4.	Citizen Charter	
5.	List of students admitted category wise (UG & PG) in current and previous year.	
6.	Results of all examinations in previous year.	
7.	Details of members of the Anti Ragging Committee Members with contact details including landline Ph. mobile, email etc..	Yes
8.	Details of members of the Gender Harassment Committee Members with contact details including landline Ph. mobile, email etc..	Yes
9.	Toll free number to report ragging.	

### 3.2 Teaching Programme:

Didactic teaching	Yes
Demonstration	Yes
Integrated teaching (Horizontal/Vertical teaching)	Yes
Clinical posting	Yes
Clinical Pathological Conference	Yes
Grand Rounds	Yes
Statistical Meeting	no
Seminars	Yes

Signatures of the Assessors & Date  
23-1-16

*[Signature]*  
23/1/16

*[Signature]*  
23/1/16

*[Signature]*  
23/1/16

Signatures of Dean/Principal & Date

**Teaching Facilities:****3.3 Anatomy**

Required	Available	Required	Available
Demonstration Room/s • No - 2 • Capacity - 75 to 100 students	Available	AV Aids:	Yes
• Number of practical laboratory/ies Histology- 1 • Number of Lab seats _____ • Number of microscopes _____ Dissection Microscopes _____	02 200+60 170+14	Museum: ___ seating capacity • Mounted specimens • Models - Wet & Dry • Bone Sets - Articulated-__ & Disarticulated- __ • MRI & CT	03 300(Approx) Adequate 27
Number of dissection tables - _____ (Half Standard Size)	18+09	Number of cadavers - ____	06
Cold store / cooling chambers - ____ Bodies	With FMT	Storage tank - ____	03
Embalming room -	01	Band saw	01
Lockers - _____	170	Departmental Library- (80-100 Books.)	Available

Adequate exhaust, light, water supply and drainage facilities - Available.

Signatures of the Assessors & Date  
22/11/16

AA  
23/11/16

Jey  
23/11/16

Signature  
22/11/16  
Signatures of Dean/Principal & Date

## 3.4 Physiology

Required	Available	Required	Available
Demonstration Room/s • No - ___02___ • Capacity - _75 to 100	2 (75 each)	AV Aids:	Available
Mammalian laboratory - 1	1	Hematology laboratory	1
Departmental Library - 80-100 Books	182	Clinical Physiology	1
Preparation rooms -	1 for each lab		


## 3.5 Biochemistry

Required	Available	Required	Available
Demonstration Room/s • No _____ • Capacity - _____	Yes	AV Aids:	Yes
Number of practical laboratory / ies -	01	Library / Seminar rooms - 80-100 Books	Yes/ Available
Number of Lab seats - _____	75		

Signatures of the Assessors & Date

  
23/1/14

  
23/1/14



  
Signatures of Dean/Principal & Date


3.6 Pathology


Required	Available	Required	Available
Demonstration Room/s • No - _____ • Capacity - _____	2, (75 each)	AV Aids:	Yes
Practical labs - • Morbid Anatomy/Histopath./ Cytology - _____ Microscopes • Clinical Pathology/Hematology - _____ Microscopes	Available	Museum: _____, Seating Capacity- _____ students Specimens: • Mounted • Unmounted • Catalogues	Available 40 seating capacity
Departmental library - 80-100 Books	Available		

3.7 Microbiology

Required	Available	Required	Available
Demonstration Room/s • No.- _____ • Capacity - _____ students	2,(75 each)	AV Aids:	Available
Number of practical laboratory/ies - _____ Number of Lab seats - _____ Number of microscopes/laboratory - _____	01 50 145	Media preparation facility Autoclaving, Washing and drawing room	Present
Number of service laboratories - _____	07	Museum: Specimen, Charts, Models & Catalogue	Available 40
Departmental library - 80-100 Books,	Available	seating capacity- _____	

Signatures of the Assessors & Date  
 23/1/16  
 23/1/16

 23/1/16

Signatures of Dean/Principal & Date  
 23/1/16

3.8 Pharmacology

Required	Available	Required	Available
Demonstration Room/s • No - _____ • Capacity - _____ students	2, (75 each)	AV Aids:	Yes
Experimental Pharmacology	Available	Museum: _____ seating capacity • Specimens • Charts • Models • History of Medicine • Catalogues	Available  40 students
Clinical pharmacology/ pharmacy	Available		
Departmental Library - 80-100 Books	Adequate		

3.9 Forensic Medicine

Required	Available	Required	Available
Demonstration Room/s • No - _____ • Capacity - _____ students	2, capacity 1-100, 1-75	AV Aids:	Available
Forensic histopathology, Serology, Anthropology & Toxicology - for examination of specimen ,tests	Available	Museum : • Medico-Legal Specimens • Charts • Prototype fire arms • Slides • Poisons • Photographs • Catalogues	Available
Autopsy room - Location - In/Near hospital in a separate structure.	Available		
Cold storage -	Available		
Departmental library - 80-100 Books	Adequate		

Signatures of the Assessors & Date  
23/1/14

*[Signature]*  
23/1/14

*[Signature]*  
23/1/14

Signatures of Dean/Principal & Date  
*[Signature]* 23/1/14

### 3.10 Community Medicine

Required	Available	Required	Available
Demonstration Room/s • No - _____ • Capacity - _____ students	2	AV Aids:	Yes
Museum: • Charts • Models • Specimens • Catalogues	Yes	Practical lab	Yes
Departmental Library - 80-100 Books	Yes		

### 3.11 Health Centers (Department of Community Medicine)

RHTC: \_\_ PHC Ormanjhi \_\_\_\_\_ (place) \_\_\_\_\_ 15KM \_\_\_\_\_ (Distance from the college)

Out of above three, Ormanjhi is upgraded to RHTC- under renovation.

Population covered by the RHTC	1,03,000
It is affiliated to College Yes/No	Yes
Students and interns posted in batches of <u>15</u> throughout the year	15 Students in one batch through out of the year
Separate blocks for accommodating boys in <u>1</u> rooms having <u>15</u> beds. Girls <u>1</u> rooms having <u>10</u> beds.	Not Functional, Building Available being Renovated
Facilities for cooking & dining - Yes	Yes
Daily OPD at CHC	50-60
Specialist visits if any	No

Signatures of the Assessors & Date

*[Signature]*  
23/1/16

*[Signature]*  
22/1/16

*[Signature]*  
23/1/16

Signatures of Dean/Principal & Date

*[Signature]*  
23/1/16



Cold chain equipment available at CHC	Yes
Survey/MCH/Immunization/FP registers	Being Done
Activities under the National Health Programmes	Yes

3.12 Details of U.H.T.C.:    Doranda    Place    10KM    Distance from college

Population covered by the UHC	50,000
It is affiliated to College Yes/No	Yes
Students and interns posted in batches of	8-10/Month 30 students per batch
Daily OPD	Yes
Survey/MCH/Immunization/FP registers	Yes
Specialist visits if any	No
Deficiency if any	No

**CONDUCT OF III MBBS EXAMINATION** *(only for recognition under 11(2))*

- University which conducts Examination: Ranchi University, Ranchi

Signatures of the Assessors & Date  
23/1/16

*[Signature]*  
23/1/16

*[Signature]*  
23/1/16

*[Signature]* 23/1/16  
Signatures of Dean/Principal & Date

- No. of Candidates appeared in Examination: 150
- The III MBBS examination (Part-II) was conducted satisfactorily: yes
- Centre for written/practical examination: Ranchi University/RIMS.

**Medical College-Staff Strength:**

**Name of College:**

**Number of students - PG Courses (Yes/No)**

**Calculation Sheet**

Department	Designation	Requirement as per MSR (UG)	Additional faculty required for running PG courses (if any)	Total (UG + PG)	Accepted	Deficiency
Anatomy	Professor	1	0	1	1	0
	Assoc. Prof.	1	0	1	3	0
	Asstt.Prof.	2	0	2	0	0
	Tutor	3	0	3	2	1
Physiology	Professor	1	0	1	2	0
	Assoc. Prof.	1	0	1	3	0
	Asstt.Prof.	2	0	2	2	0
	Tutor	3	0	3	6	0
Biochemistry	Professor	1	0	1	2	0
	Assoc. Prof.	1	0	1	2	0
	Asstt.Prof.	2	0	2	2	0
	Tutor	4	0	4	1	1

Signatures of the Assessors & Date

*[Signature]*  
23/1/16

*[Signature]*  
23/1/16

Signatures of Dean/Principal & Date

*[Signature]*  
23/1/16

Department	Designation	Requirement as per MSR (UG)	Additional faculty required for running PG courses (if any)	Total (UG + PG)	Accepted	Deficiency
Pharmacology	Professor	1	0	1	2	0
	Assoc. Prof.	1	0	1	3	0
	Asstt.Prof.	2	0	2	4	0
	Tutor	3	0	3	0	0
Pathology	Professor	1	0	1	3	0
	Assoc. Prof.	3	1	4	7	0
	Asstt.Prof.	3	1	4	5	0
	Tutor	5	1	6	3	0
Microbiology	Professor	1	0	1	2	0
	Assoc. Prof.	1	0	1	2	0
	Asstt.Prof.	2	0	2	1	0
	Tutor	4	0	4	4	0
Forensic Medicine	Professor	1	0	1	2	0
	Assoc. Prof.	1	0	1	2	0
	Asstt.Prof.	1	0	1	1	0
	Tutor	3	0	3	1	0
Community Medicine	Professor	1	0	1	2	0
	Assoc. Prof.	2	0	2	2	0
	Asstt.Prof.	3	0	3	2	0
	Epidemio-Logist-Cum-Asstt.Prof.	1	0	1	1	0
	Statistician-Cum-Tutor	1	0	1	1	0
	Tutor	4	0	4	4	0
General Medicine	Professor	1	0	1	2	0
	Assoc. Prof.	4	0	4	9	0
	Asstt. Prof.	5	0	5	8	0
	Sr. Resident	5	0	5	9	0

Signatures of the Assessors & Date

23/1/16

*[Signature]*  
23/1/16


*[Signature]*  
23/1/16


Signatures of Dean/Principal & Date

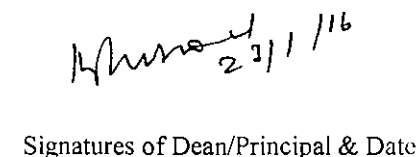
*[Signature]* 23/1/16

Department	Designation	Requirement as per MSR (UG)	Additional faculty required for running PG courses (if any)	Total (UG + PG)	Accepted	Deficiency
	Jr. Resident	10	0	10	44	0
Paediatrics	Professor	1	0	1	2	0
	Assoc. Prof.	2	0	2	2	0
	Asstt.Prof.	3	0	3	3	0
	Sr. Resident	3	0	3	5	0
	Jr. Resident	6	0	6	22	0
Tuberculosis & Respiratory Diseases	Professor	1	0	1	1	0
	Assoc. Prof.	0	0	0	0	0
	Asstt.Prof.	1	0	1	1	0
	Sr. Resident	1	0	1	1	0
	Jr. Resident	2	0	2	0	2
Dermatology, Venereology & Leprosy	Professor	0	0	0	1	0
	Assoc. Prof.	1	0	1	0	0
	Asstt.Prof.	1	0	1	1	0
	Sr. Resident	1	0	1	2	0
	Jr. Resident	2	0	2	8	0
Psychiatry	Professor	0	0	0	1	0
	Assoc. Prof.	1	0	1	0	0
	Asstt.Prof.	1	0	1	1	0
	Sr. Resident	1	0	1	1	0
	Jr. Resident	2	0	2	0	2
General Surgery	Professor	1	0	1	2	0
	Assoc. Prof.	4	0	4	8	0
	Asstt.Prof.	5	0	5	10	0
	Sr. Resident	5	0	5	9	0
	Jr. Resident	10	0	10	43	0
Orthopaedics	Professor	1	0	1	1	0

Signatures of the Assessors & Date

  
23/1/16

  
23/1/16

  
23/1/16

Signatures of Dean/Principal & Date

Department	Designation	Requirement as per MSR (UG)	Additional faculty required for running PG courses (if any)	Total (UG + PG)	Accepted	Deficiency
	Assoc. Prof.	2	0	2	1	1
	Asstt.Prof.	3	0	3	4	0
	Sr. Resident	3	0	3	5	0
	Jr. Resident	6	0	6	12	0
Oto-Rhino-Laryngology	Professor	1	0	1	1	0
	Assoc. Prof.	1	0	1	3	0
	Asstt.Prof.	1	0	1	4	0
	Sr. Resident	1	0	1	2	0
	Jr. Resident	2	0	2	6	0
Ophthalmology	Professor	1	0	1	1	0
	Assoc. Prof.	1	0	1	2	0
	Asstt.Prof.	1	0	1	3	0
	Sr. Resident	1	0	1	2	0
	Jr. Resident	2	0	2	15	0
Obstetrics & Gynaecology	Professor	1	0	1	1	0
	Assoc. Prof.	2	0	2	5	0
	Asstt.Prof.	3	0	3	7	0
	Sr. Resident	3	0	3	4	0
	Jr. Resident	6	0	6	39	0
Anaesthesiology	Professor	1	0	1	2	0
	Assoc. Prof.	3	1	4	3	0
	Asstt.Prof.	5	1	6	4	2
	Sr. Resident	3	1	4	6	0
	Jr. Resident	6	0	6	13	0
Radio-Diagnosis	Professor	1	0	1	1	0
	Assoc. Prof.	1	1	2	1	0
	Asstt.Prof.	1	1	2	2	0

Signatures of the Assessors & Date

*[Signature]*  
22/1/16

*[Signature]*  
22/1/16


*[Signature]* 23/1/16  
Signatures of Dean/Principal & Date

Department	Designation	Requirement as per MSR (UG)	Additional faculty required for running PG courses (if any)	Total (UG + PG)	Accepted	Deficiency
	Sr. Resident	3	1	4	4	0
Dentistry	Professor	1	0	1	1	0
	Assoc. Prof.	1	0	1	0	1
	Asstt.Prof.	1	0	1	0	1
	Tutor/JR	0	0	0	3	0


## Deficiency chart:

Department	Professor	Asso. Prof	Asst. Prof.	Tutors	SR	JR
Anatomy				1		
Physiology						
Bio chemistry				1		
Pharmacology						
Pathology						
Microbiology						
Forensic Medicine						
Community						


Signatures of the Assessors &amp; Date


  
23/11/16


  
23/11/16


  
23/11/16


Signatures of Dean/Principal &amp; Date


  
23/11/16


Department	Professor	Asso. Prof	Asst. Prof.	Tutors	SR	JR
Medicine						
Gen. Medicine						
Paediatrics						
Tb and Chest						2
Dermatology						
Psychiatry						2
Gen Surgery						
Orthopaedics		1				
ENT						
Ophthalmology						
Ob-Gy						
Anaesthesiology			2			
Radiology						
Dentistry		1	1			
Total						

Signatures of the Assessors & Date

  
23/1/16

  
23/1/16

Signatures of Dean/Principal & Date


  
23/1/16


- 1) Deficiency of Teaching Faculty :  $7/138 = 5.07\%$
- 2) Deficiency of resident doctors :  $4/88 = 4.5\%$

<b>Notes:</b>
<b>For purpose of working out the deficiency:</b>
(1) The deficiency of teaching faculty and Resident Doctors shall be counted separately.
<b>(A) For Teaching Faculty:</b>
(a) For calculating the deficiency of faculty, Prof., Assoc Prof., Asst. Prof & Tutor in respective departments shall be counted together.
(b) Any excess teaching faculty in higher cadre can compensate the deficiency of lower cadre of the same department only.
(c) Any excess teaching faculty of lower cadre/ category in any department cannot compensate the deficiency of any teaching faculty in the higher cadre/ category of the same department or any other department. e.g. excess of Assistant Professor cannot compensate the deficiency of Associate Professor or Professor.
(d) Excess/Extra teaching faculty of any department cannot compensate the deficiency of any teaching faculty in any other department.
<b>(B) For Resident Doctors:</b>
(a) Excess of SR can be compensated to the deficiency of JR of the same department only.
(b) Excess SR/JR of any department cannot compensate the deficiency of SR/JR in any other department.
(c) Any excess of JR cannot compensate the deficiency of SR in same or any other department.
(d) Any excess/ extra teaching faculty of same or any other department cannot compensate the deficiency of SR/JR. e.g. excess of Assistant Professor cannot compensate the deficiency of SR or JR.

Signatures of the Assessors & Date

  
23/1/16

  
23/1/16

  
23/1/16  
Signatures of Dean/Principal & Date




(2) A separate department of Dentistry/Dental faculty is not required where a dental college is available in same campus/city and run by the same management.

(3) Colleges running PG program require additional staff, beds & other requirements as per the PG Regulations - 2000.

### Summary of Assessment


1. Rajendra Institute of Medical Sciences, Ranchi(College Name), is run by Government
2. The college has got LOP from GOI/MCI with intake of 150 seats for last academic year 2014-15.
3. Type of assessment: 6<sup>th</sup> Renewal No. of seats: 150
4. PG courses : **Yes**
5. Deficiency of the infrastructure of college and hospital If any: Pl. mention category wise;
6. Deficiency of clinical material If any: Pl mention category wise;
7. Deficiency of teaching staff if any:  
Shortage of teaching faculty is 5.07%
8. Deficiency of resident doctors if any:  
Shortage of resident doctors is 4.50%
9. Any other Remarks

Signatures of the Assessors & Date

  
23/1/16

  
23/1/16


Signatures of Dean/Principal & Date

  
23/1/16


The following faculty members were on leave (Sanctioned by Director) and their leave applications are enclosed.


Sl. No.	Name of Doctors	Designation	Department	Nature of leave	Cause of leave
1	Dr. D.K. Mishra	Associate Prof.	Skin & V.D.	P.L.	To attend conference
2	Dr. Anand Kumar	Assistant Professor	Skin & V.D.	P.L.	To attend conference
3	Dr. Yashwant A.Lal	Assistant Professor	Skin & V.D.	P.L.	To attend conference
4	Dr. H.K. Pal	Assistant Professor	Skin & V.D.	P.L.	To attend conference
5	Dr. Firdous Jahan	Senior Resident	Skin & V.D.	P.L.	To attend conference
6	Dr. Rajeev Mishra	Associate Prof.	Pediatrics	P.L.	To attend conference
7	Dr. Upendra Pd. Sahu	Assistant Professor	Pediatrics	P.L.	To attend conference
8	Dr. Manoj Kr. Paswan	Assistant Professor	Pathology	C.L.	Urgent work
9	Dr. Arvind Kumar	Tutor	Pathology	C.L.	Urgent work
10	Dr. Renu Prasad	Professor & H.O.D	Anatomy	E.L.	Personal reason
11	Dr. Krishna Kr.Pd. Singh	Assistant Professor	Anatomy	E.L.	Personal reason
12	Dr. Ranjit Kaur Arora	Associate Prof.	Physiology	E.L.	Urgent Work
13	Dr. Rajesh Kr. Sinha	Assistant Professor	Physiology	C.L.	Urgent Work
14	Dr. Manohar Lal Prasad	Assistant Professor	Medicine	C.L.	Personal reason
15	Dr. Marshal Daud Kerketta	Assistant Professor	Surgery	C.L.	Personal reason

Remarks: The above faculty members were not counted because supporting document for attending the conference were not available on the date of inspection and leave shown against their name cannot be counted as per MCI guidelines.

  
Signatures of the Assessors & Date  
23/1/16

  
23/1/16

  
23/1/16

  
Signatures of Dean/Principal & Date  
23/1/16

1. Deficiency of faculty is as under

(a) The following faculty were not available :(Include those who are not available, absent, not signed attendance sheet before 11.am.)

- (i) Professor: Nil (Write the name of departments)
- (ii) Associate Professor: 2 ( 01 Orthopaedics, 01 Dentistry) (Write the name of department & number deficient)
- (iii) Assistant Professor : 3 (2 Anaesthesia, 01 Dentistry) (Write the name of department & number)
- (iv) Tutor: 2(01 Anatomy, 01 Biochemistry) (Write the name of department & number)

(b) The following faculty have not been considered even though present due to reasons mentioned hereunder:

#	Name	Department	Designation	Reason for not considering

(c) In view of above, resultant deficiency of faculty is 5.07%(i.e.7out of138)

2. Deficiency of Residents is as under

(a) The following Residents were not available : (Include those who are not available, absent, not signed attendance sheet before 11.am.)

(i) Senior Resident: Nil (Write the name of department & number deficient)

(ii) Junior Resident: 04(2 Psychiatry, 02 TB & Chest) (Write the name of department & number deficient)

(b) The following Residents have not been considered even though present due to reasons mentioned hereunder:

#	Name	Department	Designation	Reason for not considering

(c) In view of above, resultant deficiency of Residents is 4.5%(i.e.4 out of 88)

*[Handwritten signature]*  
23/11/16

*[Handwritten signature]*  
23/11/16