

Confidential

MEDICAL COUNCIL OF INDIA
ASSESSMENT FORM FOR 150 ADMISSIONS REPORT

Part A-I
 (to be filled by the Institution)

1.1 Type of Assessment:

~~U/S 10A Regular: Letter of Permission (-), 1st renewal (-), 2nd renewal (-), 3rd renewal (-), 4th renewal (-)~~

U/S 11-Regular : Recognition (✓),

~~U/S 19 Continuation of Recognition Regular (-)~~

Any Other:

Note:

1. All rows / columns must be filled.
2. 'Not Applicable' should be clearly written wherever a required information is not relevant.
3. All pages of the A- I are to be signed by Dean/Principal/Director.

Name of the Institution : A. J. INSTITUTE OF MEDICAL SCIENCES & RESEARCH CENTRE

Address : NH - 66, KUNTIKANA, MANGALORE -575 004

Telephone No. : 0824 - 2225533, 2223359


E-mail : deanajims@gmail.com

Fax : 0824-2222802, 2225541

Website : www.ajmedicals.in

Management : LAXMI MEMORIAL EDUCATION TRUST®, MANGALORE

Date :


 DEAN
 A.J. Institute of Medical Sciences & Research Centre
 NH. 66, Kuntikana, Mangalore - 575104
 Karnataka, INDIA

Regn. No. of Society/Trust/Company : 83/91/92, DATED 28-12-1991 OF SUBREGISTRAR OFFICE, MANGALORE

Consent/Affiliation from University : Rajiv Gandhi University of Health Sciences
Bangalore
Consent of Affiliation No. ACA/M-30/2016-17 dt: 29.08.2015
Copy Enclosed as **Annexure - I.**

Period of Validity : 1 YEAR

**No. of seats as per Essentiality Certificate
(Information not required for
renewal/recognition inspection)** : 150

Period of Validity : 1 YEAR

Assessment Date : 15.02.2016 & 16.02.2016

Last Assessment Date : 24.11.2014 & 25.11.2014

1.2 For LOP ONLY:

- (a) **Location: The applicant college is located in MANGALURU (city/village) of MANGALURU taluk DAKSHINA KANNADA district of KARNATAKA state.**

Date :


DEAN
Signature With Stamp Dean, Principal Director
A.J. Institute of Medical Sciences & Research Centre
N.H. 66, Kuntikana, MANGALURU - 575 004
Karnataka, INDIA

(b) The College has following plots of land:

Plot #	Survey #	Place	Area	Remarks if any	
	129/1A	Kadri & Derebail Village, Mangalore	13.88		
	15/1B		0.09		
	15/7B		0.08		
	15/7B		0.22		
	15/5B		0.08		
	15/5		0.06		
	15/6		0.17		
	16/5B1		2.52		
	16/17A1		1.42		
	15-12		0.59		
	15-1		0.16		
	15-7B		0.08		
	15-7B		0.21		
	15-5		1.35		
	15-5		0.06		
	15-5		0.23		
	15-6		0.15		
	16-5B1		1.18		
	16-5B1		4.16		
	16-17A1		2.33		
	16-5B1(A)		1.08		
	16-1B2B		0.12		
	16-1B3B3		0.01		
	TOTAL			30.38 Acres	

(c) The campus is unitary / if not unitary distance between parts. N.A.

Date :


 DEAN
 A.J. Institute of Medical Sciences & Research Centre
 Signature with stamp Dean/Principal/Director
 N.H. 66, Kuntikana, MANGALURU - 575 004
 Karnataka, INDIA

1.3 Building Plan approval from the competent authority : All the Building plans approved the Mangalore City Corporation, MANGALORE
(name of the authority and date of approval).

1.4 Buildings:

College	:	23343.24 Sq.Mts
Hospital (including OPD)	:	27841.38 Sq.Mts
Hostel & Residential complex	:	43069.86 Sq.Mts

1.5 Building Use/Occupancy Certificate: approved by : CITY CORPORATION **Order No:** F17:BA:156:2000-01
dated: 23.04.2001

1.6 Nearest airport : MANGALORE – 12 k.ms. (Information not required for renewal/recognition inspection)

1.7 Nearest Railway Station : MANGALORE – 5 k.ms. (Information not required for renewal/recognition inspection)

1.8 Water Supply : Through Municipal / Borewells. (Information not required for renewal/recognition inspection)
24 Hours adequate water supply available from Mangalore City Corporation and a open well and Borewells within the campus are available. Water Treatment plant functioning.

1.9 Electric supply : Sanctioned Load 250 KVA (College) 830 KVA (Hospital).
(Information not required for renewal/recognition inspection)

1.10 Generators : Available : Available load

1. Stampport – 160 KVA:
2. Kirloskar – 82.5 KVA
3. Cumins – 600 KVA
4. Cumins – 380 KVA
- 5 Kirloskar – 250 KVA

Date :

DEAN
A.J. Institute of Medical Sciences & Research Centre
Signature with stamp Dean/Principal/Director
W.H. 66, Kuntikana, MANGALORE - 575 004
Karnataka, INDIA

**1.11 Drainage & sewage disposal: CTF / SELF
(Information not required for renewal/recognition inspection)**

Sewage treatment plant existing since inception of the Medical College & Hospital. Incinerator facility available and Medical Wastage collection facilities available on daily basis from Mangalore City Corporation. The College has entered into an agreement with local agency for the Biomedical waste disposal.

Outsourced - **Annexure II**

1.12 Working Hours:

1. **OPD Timings** : 08:30 am to 05.00 pm
2. **College Timings** : 08:30 am to 05.00 pm
3. **Library Timings** : 09:00 am to 11:00 pm
During Examination Time upto 01:00 am
Open on Sunday & Holidays : 09:00 am to 01:00 pm

1.13 ANNUAL BUDGET : College & Hospital

Year	Current Financial Year	
	College	Hospital
Salary		
- Doctors	2404.63	2216.5
- Resident Doctors		
- Other Staff	137.97	78.07
Technical Training	35.00	
Library & Education	150.00	
Maintenance	78.05	82.65
Contingencies	300.00	400.00
Others	1602.45	1650.56
Total	4708.10	4427.78


Date :

DEAN
 A.J. Institute of Medical Sciences & Research Centre
 Signature: *[Handwritten Signature]*
 N. H. 66, Kankesanpalya, Mangalore - 575 004
 Karnataka, INDIA

1.14 Paramedical staff (Nos.): Give details of technicians department wise:

Department	Technician	Assistant	Attendant	Other
Radiology	8	Not Applicable	1	7
Biochemistry	4	Not Applicable	2	3
Microbiology	7	Not Applicable	3	4
Serology	3	Not Applicable	1	4
Heamatology	4	Not Applicable	1	4
Histo-pathology	1	Not Applicable	1	4
Cytopathology	1	Not Applicable	1	4
OT	8	Not Applicable	1	5
Anesthesia	8	Not Applicable	1	3
Blood Bank	7	Not Applicable	6	8
Labour Room	2	Not Applicable	1	5
Emergency Room	1	Not Applicable	6	8
CSSD	8	8	8	9
Mortuary	2	Not Applicable	1	5
Laundry		Not Applicable	1	26
Electrical	5	2	4	3
Housekeeping				156
Bio-medical				3
BWM	Outsourced			
Pharmacy	-	Not Applicable	1	12

Date :


 DEAM
 A.J. Institute of Medical Sciences & Research Centre
 H.H. 66, Kuntikana, MANGALURU - 575 004
 Karnataka, INDIA
 Signature with stamp Dean/Principal/Director

1.16 Medical Education Unit (MEU) : (Information not required for LOP inspection)

- Available as per regulations** : Yes
- Name of the MEU coordinator** : Dr. P.P. Devan
- Details of affiliated faculty** : Details Enclosed – **Annexure - III**
- Details of the Orientation programme and Basic Course Workshop undergone by MEU } Coordinator** : 21st, 22nd and 23rd June 2011
6th, 7th and 8th November 2012
12th, 13th and 14th November 2013
Details Enclosed – **Annexure - IV**
- Name of the MCI Regional Centre where above training has been undertaken** : Earlier : St. Johns Medical College, Bangalore
Presently : Government Medical College, Kozhikode, Kerala
- Date/s of the above workshops** : 21st to 23rd June 2011
6th, 7th and 8th November 2012
12th to 14th November 2013
- Details & Duration of Workshops in Medical Education Technology conducted by MEU** : List Enclosed – **Annexure - V**
- Details of faculty who have undergone basic course workshop in Medical Education Technology at the allocated MCI Regional Centre** : Details Enclosed – **Annexure - VI**
- Feedback evaluation of workshops and action taken reports on the basis of feedback obtained** : List Enclosed – **Annexure - VII**

Date :


 DEAN
 A.J. Institute of Medical Sciences & Research Centre
 Signature with Stamp of Dean/Principal/Director
 575 004
 Karnataka, INDIA

1.17 Continuing Medical Education : (Information not required for LOP inspection)
Details of CMEs/workshop organized by the college held in the past 1 year:
 Listed below

Details of the credit hours awarded for the past one year (details/comments in annexure)
 Total Hours – 46 Hours : Listed Below : KMC Certificate copy enclosed as **Annexure - VIII**

2014					
Sl. No.	Department	Date	Title	KMC Letter No. & Dated	CME Credit Hours
1	ENT	29.01.2014 & 31.01.2014	"Radiology of Head & Neck"	K.M.C./C.M.E/016/2014 dt: 09.01.2014	04
2	OBG	09.03.2014	"CME - Examquest"	K.M.C./C.M.E/073/2014 dt: 13.02.2014	02
3	Cardiology	15.03.2014	"Symposium on Preventive Cardiology Scientific Program"	K.M.C./C.M.E/113/2014 dt: 20.02.2014	02
4	OBG	13.04.2014	"Safe effective Gynaecological Endoscopy"	K.M.C./C.M.E/223/2014 dt: 27.03.2014	02
5	Paediatrics	05.06.2014 & 06.06.2014	"Mechanical Ventilation in Children"	K.M.C./C.M.E/439/2014 dt: 21.06.2014	03
6	Paediatrics	14.09.2014	"Paediatric Cardiology Update"	K.M.C./C.M.E/6843/2014 dt: 06.09.2014	02
7	Pathology	11.10.2014	"Update in Paediatric Pathology"	K.M.C./C.M.E/675/2014 dt: 30.08.2014	02
8	Orthopaedics	14.11.2014	"Postgraduate training - CME"	-	Nil
9	Microbiology	15.11.2014	"Travel Medicine with Emphasis on EBOLA"	-	Nil
10	Pharmacology	28.11.2014 & 29.11.2014	"Advanced Workshop on Clinical Pharmacology"	K.M.C./C.M.E/924/2014 dt: 15.11.2014	04
11	General Medicine	13.12.2014	"Medicine Update - An insight into infections"	K.M.C./C.M.E/963/2014 dt: 29.11.2014	02
12	Anaesthesiology	14.12.2014	"Fate (Focus Assessed Transthoracic Echocardiography)"	K.M.C./C.M.E/937/2014 dt: 22.11.2014	02

Date :

Signature with stamp
 H. H. G. Kuntikar, MANGALURU
 Karnataka, INDIA

2015					
Sl. No.	Department	Date	Title	KMC Letter No. & Dated	CME Credit Hours
1	Cardiology	10.01.2015	Spectrum - 2015 (Symposium of Cardiovascular Therapies & Research Update - Mangalore	-	02
2	Physiology	15.01.2015	"Stress Related Disorders and its Management"	K.M.C./C.M.E/1016/2015 dt: 20.12.2014	02
3	Plastic & Reconstructive Surgery	24.01.2015	The Ear Reconstruction Live Operative	K.M.C./C.M.E/021/2015 dt:10.01.2015	02
4	Respiratory Medicine	08.03.2015	"Essentials in the Practice of Asthma & Copd Management"	-	Nil
5	Paediatrics	15.03.2015	"Pediatric Critical Care"		02
6	Community Medicine	17.03.2015	"Disaster Management - Planning Preparedness and Response"	K.M.C./C.M.E/188/2015 dt: 07.03.2015	02
7	Radio-Diagnosis	22.03.2015	Interventional Radiology	K.M.C./C.M.E/161/2015 dt:28.02.2015	02
8	Urology & Renal Transplantation	29.03.2015	Management of Early Prostate Cancer	K.M.C./C.M.E/230/2015 dt:23.03.2015	02
9	OBG	12.04.2015	"Preconceptional Care"	K.M.C./C.M.E/245/2015 dt: 28.03.2015	02
10	Orthopaedics	25.05.2015	"Postgraduate Teaching Programme"	-	Nil
11	Anatomy	27.06.2015	"Endoscopic & Laparoscopic Anatomy of Abdomen"	K.M.C./C.M.E/389/2015 dt: 23.05.2015	02

Date :

DEAN
 A.J. Institute of Medical Sciences & Research Centre
 N.H. 66, Kuntikana, MANGALURU - 575 004
 Karnataka, INDIA
 Signature with stamp Dean/Principal/Director

Sl. No.	Department	Date	Title	KMC Letter No. & Dated	CME Credit Hours
12	Pathology	04.07.2015	"Immuno Histochemistry"	-	Nil
13	Pathology	11.09.2015 to 13.09.2015	"42 nd KCIAPM State Conference"	K.M.C./C.M.E./656/2015 dt: 08.08.2015	06
14	Paediatrics	15.08.2015	"Adolescent Health"	K.M.C./C.M.E./612/2015 dt:	04
15	Microbiology	26.09.2015	"Current Trends in clinical Mycology : Challenges Ahead"	K.M.C./C.M.E./643/2015 dt: 01.08.2015	02
16	Forensic Medicine	16.10.2015	"Forensic Medicine and Law"	K.M.C./C.M.E./679/2015 dt: 17.08.2015	02
17	ENT	26.11.2015	"Headache : Evaluation & Management"	K.M.C./C.M.E./1032/2015 dt: 21.11.2015	02
18	Psychiatry	16.12.2015	"Dementia - Remember Me"	K.M.C./C.M.E./779/2015 dt: 12.09.2015	02
19	Dermatology	03.01.2016	"General Practitioners on Common dermatological conditions"	K.M.C./C.M.E./1043/2015 dt: 30.11.2015	02
20	Cardiology	09.01.2016	"Spectrum - 2016"	K.M.C./C.M.E./1049/2015 dt: 30.11.2015	02
21	Biochemistry	13.01.2016	"Understanding Addiction - Biochemistry and Brain"	K.M.C./C.M.E./1093/2015 dt: 12.12.2015	02

Date :


 DEAN
 A.J. Institute of Medical Sciences & Research Centre
 N.H. 66, Kuntikana, MANGALURU - 575 004
 Signature with stamp, Dean/Principal/Director
 Karnataka, INDIA

Sl. No.	Department	Date	Title	KMC Letter No. & Dated	CME Credit Hours
22	General Medicine	23.01.2016	"Medicine Update"	K.M.C./C.M.E./1137/2015 dt: 26.12.2015	02
23	Ophthalmology	24.01.2016	"An Insight into IOL's"	K.M.C./C.M.E./1095/2015 dt: 12.12.2015	02


1.18 College Council: (Information not required for LOP inspection)

- Name, designation, contact no. and address of the President & Secretary.

President: Mr. A.J. Shetty
A.J. Towers
Balmatta
Mangalore - 575 001
9845146467

Secretary: Mr. Prashanth Shetty
A.J. Towers
Balmatta
Mangalore - 575 001
9845236585

Date :



 DEAN
 A.J. Institute of Medical Sciences & Research Centre
 N.H. 66, Kuntikana, MANGALURU - 575 004
 Signature with stamp of the Principal/Director

- Composition of the Council (HODs as members & Principal / Dean as chairperson) : **Present**

Chair Person Dr. Ramesh Pai, Dean, AJIMS&RC
 Members Dr. Chitra Prakash Rao, Professor & Head of Dept. of Anatomy
 Dr. Das Krishna Shirahatti, Professor & Head of Dept. of Physiology
 Dr. Mohammed Ali, Professor & Head of Dept. of Biochemistry
 Dr. Umaru N, Professor & Head of Dept. of Pathology
 Dr. Shrikar Mallya, Professor & Head of Dept. of Microbiology
 Dr. Mohandas Rai, Professor & Head of Dept. of Pharmacology
 Dr. Jayaprakash K, Professor & Head of Dept. of Forensic Medicine
 Dr. S. Jayaram, Professor & Head of Dept. of Community Medicine
 Dr. E.V.S. Maben, Professor & Head of Dept. of General Medicine
 Dr. Ashok Hegde, Professor & Head of Dept. of General Surgery
 Dr. Kavitha D'Souza, Professor & Head of Dept. of OBG
 Dr. Santosh T Soans, Professor & Head of Dept. of Paediatrics
 Dr. Sridhar Shetty, Professor & Head of Dept. of Orthopaedics
 Dr. P.P. Devan, Professor & Head of Dept. of ENT
 Dr. Sudhir Hegde, Professor & Head of Dept. of Ophthalmology
 Dr. Ravish Tunga, Professor & Head of Dept. of Psychiatry
 Dr. Ganesh K, Professor & Head of Dept. of Radiodiagnosis
 Dr. Vishnu Sharma M, Professor & Head Dept. of TB & Chest
 Dr. Karunakara Adappa, Professor & head of Dept. of Anaesthesiology
 Mr. Dayananda Shetty, Administrative Officer, AJIMS&RC

- No. of times the College Council meets per year (min 4) : Once in a three Months – Minutes of Meetings enclosed as **Annexure IX**
- Action taken report on College Council Meetings : Details Enclosed – **Annexure - IX**

Date :



 DEAN
 A.J. Institute of Medical Sciences & Research Centre
 H.H. 66, Kuntikana, MANGALURU - 575 004
 Karnataka, INDIA
 Signature with stamp, Dean/Principal/Director

1.19 PG Course: If the college is running PG course; please mention the intake of PG seats subject wise.

LOP & Recognition copy enclosed as **Annexure - X**

Sl. No.	Name of the Course	No. of Permitted Seats	No. of recognized seats
1	MD - Anatomy	04 Seats - year 2009 No. 12012/132/2008-ME (P-II) dt: 05.03.2009	04 Seats - year 2012 No.:MCI-50(22)/2012-Med/138463 dt: 16.10.2012
2	MD - Physiology	03 Seats - year 2009 No. 12012/133/2008-ME (P-II) dt: 31.03.2009	03 Seats - year 2012 No.:MCI-50(22)/2012-Med/102595 dt: 18.09.2012
3	MD - Bio-Chemistry	03 Seats - year 2009 No. 12012/134/2008-ME (P-II) dt: 05.03.2009	03 Seats - year 2012 No.:MCI-50(22)/2012-Med/138471 dt: 16.10.2012
4	MD - Pathology	04 Seats - year 2009 No. 12012/120/2008-ME (P-II) dt: 05.03.2009 04 to 05 Seats - year 2015 No. 12012/938/2014-ME (P-II) dt:27.02.2015	04 Seats - year 2011 No.:MCI-50(22)/2011-Med/31778 dt: 24.08.2011
5	MD - Microbiology	02 Seats - year 2009 No. 12012/135/2008-ME (P-II) dt: 05.03.2009	02 Seats - year 2013 No.:MCI-50(22)/2011-Med/110903 dt: 29.06.2014
6	MD - Pharmacology	03 Seats - year 2009 No. 12012/136/2008-ME (P-II) dt: 05.03.2009 03 to 04 Seats - year 2011 No.:MCI-50(22)/2010-Med/78474 dt: 22.03.2011	03 Seats - year 2012 No.:MCI-50(22)/2012-Med/102413 dt: 17.09.2012 03 to 04 Seats - year 2014 No.:MCI-50(22)/2015-Med/10734 dt: 30.05.2015
7	MD - Forensic Medicine	02 Seats - year 2011 No.MCI-50(22)/2010-Med/54450 dt: 13.07.2011	02 Seats - year 2014 No.MCI-50(22)/2015-Med/110718 dt: 30.05.2015
8	MD -Preventive & Social Medicine	04 Seats - year 2009 No. 12012/137/2008-ME (P-II) dt:05.03.2009	04 Seats - year 2012 No.:MCI-50(22)/2012-Med/135262 dt: 07.10.2012
8	MD General Medicine	04 Seats - year 2009 No. 12012/121/2008-P.II dt: 05.03.2009 04 to 08 Seats - year 2011 No. 12012/717/2015-ME.I dt: 20.01.2016 08 to 12 Seats - year 2014 No. 12012/39/2014-ME (P-II) dt: 15.04.2014	04 Seats - year 2012 No.:MCI-50(22)/2012-Med/135258 dt: 07.10.2012 04 to 08 Seats - year 2015 No. 12012/717/2015-ME-I dt: 20.01.2016

Date :


 A.J. Institute of Medical Sciences & Research Centre
 Signature with stamp Dean/Principal/Director
 N.H. 66, Kuttikana, MANGALURU - 575 004
 Karnataka, INDIA

Sl. No.	Name of the Course	No. of Permitted Seats	No. of recognized seats
9	MD - Paediatrics	02 Seats - year 2009 No.:MCI-50(22)/2010-Med/54450 dt: 13.01.2011 02 to 03 Seats - year 2012 No.:MCI-50(22)/2011-Med/100498 dt: 18.04.2012 03 to 04 Seats - year 2013 No.:MCI-50(22)/2012-Med/9925 dt: 28.05.2013	02 Seats - year 2012 No.:MCI-50(22)/2012-Med/138459 dt: 16.10.2012
10	MS - General Surgery	04 Seats - year 2009 No. 12012/125/2008-ME (P-II) dt: 05.03.2009 04 to 08 Seats - year 2014 No. 12012/39/2014-ME (P-II) dt: 15.04.2014	04 Seats - year 2012 No.:MCI-50(22)/2012-Med/138451 dt: 16.10.2012
11	MS - Orthopaedics	02 Seats - year 2009 No. 12012/123/2008-ME (P-II) dt: 05.03.2009 02 to 03 Seats - year 2011 No.:MCI-50(22)/2010-Med/67320 dt: 17.12.2011 03 to 04 Seats - year 2013 No.:MCI-50(22)/2012-Med/9815 dt: 28.05.2013	02 Seats - year 2011 No.:MCI-50(22)/2011-Med/31781 dt: 24.08.2011 02 to 03 Seats - year 2014 No.MCI-4(3)/2014-Med./Medical Council of India Postgraduate Medical Education Committee 26.08.2014.
12	MS Obstetrtics & Gynaecology	02 Seats - year 2009 No.:U.12012/126/2008-ME(P-II) Dt: 05.03.2009 02 to 06 Seats - year 2014 No.:U.12012/39/2014-ME(P-II) Dt: 15.04.2014	02 Seats - year 2012 No.:MCI-50(22)/2012-Med/143137 dt: 15.11.2012

DEAN

A.J. Institute of Medical Sciences & Research Centre
N.H. 66, Kuntikana, MANGALURU - 575 004
Signature with stamp of Principal/Director

Date :


Sl. No.	Name of the Course	No. of Permitted Seats	No. of recognized seats
13	MS - ENT	01 Seats - year 2009 No.:U.12012/717/2015-ME-I) Dt: 20.01.2016 01 to 02 Seats - year 2011 No.:MCI-50(22)/2010-Med/53772 dt: 10.01.2011 02 to 03 Seats - year 2013 No.:MCI-50(22)/2012-Med/9835 dt: 28.05.2013	01 Seat - year 2012 No.:MCI-50(22)/2012-Med/138475 dt: 16.10.2012 01 to 02 Seats No.:MCI-50(22)/2015-Med/142488 dt: 17.10.2015
14	MS - Ophthalmology	01 Seats - year 2009 No.:No.U.12012/122/2008-ME(P-II) dt: 05.03.2009 01 to 02 Seats - year 2011 No.:MCI-50(22)/2010-Med/53784 dt: 10.01.2011 02 to 03 Seats - year 2013 No.:MCI-50(22)/2012-Med/9935 dt: 28.05.2013	01 Seat - year 2012 No.:MCI-50(22)/2012-Med/135270 dt: 07.10.2012 01 to 02 Seats - year 2014 No.:MCI-50(22)/2015
15	MD - Anesthesiology	03 Seats - year 2009 No.U.12012/129/2008-Med(P-II) 05.03.2009 03 to 05 Seats - year 2011 No.:MCI-50(22)/2010-Med/62941 dt: 06.12.2011 05 to 08 Seats - year 2014 No.U.12012/39/2014-ME(P-II) dt: 15.04.2014	03 Seats - year 2011 No.:MCI-50(22)/2011-Med/100050 dt: 19.03.2012 03 to 05 Seats - year 2014 Minutes of the meeting Medial Council of India Postgraduate Medical Education Committee 23.08.2014
16	MD - Dermatology , Venereology & Leprosy	01 Seats - year 2009 No.U.12012/127/2008-Med(P-II) 05.03.2009 01 to 02 Seats - year 2011 Med(P-II) 05.03.2010-Med.53776 dt:10.01.2011	01 Seats - year 2012 No.:MCI-50(22)/2012-Med/138455 dt: 16.10.2012 01 to 02 Seats - year 2014 Minutes of the meeting Medial Council of India Postgraduate Medical Education Committee 23.08.2014

Date :

Signature with stamp Dean/Principal/ Director
 N.H. 66, Kuntikana, MANGALURU - 575 004
 Karnataka, INDIA

Sl. No.	Name of the Course	No. of Permitted Seats	No. of recognized seats
17	MD - Respiratory Medicine	01 Seats - year 2009 No.U.12012/131/2008-Med(P-II) 31.03.2009 01 to 02 Seats - year 2011 No.:MCI-50(22)/2010-Med/62921 dt: 06.02.2011 02 to 03 Seats - year 2014 No.U.12012/39/2014-ME(P-II) dt: 13.04.2014	01 Seats - year 2012 No.:MCI-50(22)/2012-Med/138455 dt: 16.10.2012 01 to 02 Seats - year 2014 No.MCI-50(22)/2015-Med/111231 dt:31.05.2015
18	MD - Radio Diagnosis	02 Seats - year 2009 No.U.120121/130/2008-ME(P-II) dt:31.03.2009 02 to 05 Seats - year 2011 No.MCI-50(22)/2010-Med.53792 dt: 10.01.2011	02 Seats - year 2012 No.MCI-50(22)/2012/Med/135254 dt:07.10.2012
19	M.Ch. Plastic Surgery	01 Seat - year 2012 No.MCI-50(22)2011-Med/102167 dt: 30.06.2012	MCI Outcome awaited
20	DM Cardiology	01 Seat - year 2014 No.U.12012/532/2014-ME(P-II) dt:03.07.2014	
21	M.Ch. Urology	01 Seat - year 2014 No.U.12012/532/2014-ME(P-II) dt:03.07.2014	
22	DCH	02 Seats - year 2014 No.U.12012/39/2014-ME(P-II) dt: 13.04.2014	
23	DTCD	01 Seat - year 2014 No.U.12012/39/2014-ME(P-II) dt: 13.04.2014	

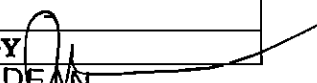
Date :


 DEAN
 A.J. Institute of Medical Sciences & Research Centre
 Signature with Stamp of Dean/Principal/Director
 H.No.56, Kuntur, Bengaluru, Karnataka, INDIA
 575 004

1.20 Clinical Material:

Item	Daily average (for last 3 randomly selected months) as provided by institute	
O.P.D. attendance At the end of OPD timing)	1432	
Casualty attendance (24 hrs. data)	88	
No. of Admissions	101	
No. of discharges	98	
Bed Occupancy :		
No. of Beds occupied	665	
No. of Beds required	800	
Bed occupancy %	83%	
Operative Work		
No. of Major Surgical operations	45	
No. of Minor surgical operations	62	
No. of normal deliveries	2	
No. of caesarian sections	2	
Radiological Investigations	OPD	IPD
X-ray	397	72
Ultrasonography	192	38
Barium, IVP etc.,	2	2
C.T Scan	13	12
Laboratory Investigations - No. of Test:		
Biochemistry	565	680
Microbiology	26	50
Serology	150	165
Haematology	520	690
Cytopathology	04	10
Others	-	-
Any other (HIV/AIDS, DOTs, Malaria etc)	INCLUDED IN SEROLOGY	

Date :


 J. Institute of Medical Sciences & Research Centre
 Signature with stamp Dean/Principal/Professor
 M.H. 06, Kuntikana, MANGALURU - 575 004
 Karnataka, INDIA

1.21 College Website:

Sr. No.	Details of information	Provided or not (with no & date)
1	Dean, Principal & M.S.	Provided
2	Staff-Teaching & non Teaching*	Provided
3	CME, Conference, academic activity conducted	Provided
4	Awards, achievements received by the faculty.	Provided
5	Affiliated university and its VC & Registrar.	Provided
6	Details of the MCs infrastructure a) Academic Facilities (LT, Demo rooms, Common rooms, Labs, Library, Skill lab, Computer Lab, Auditorium): b) Hospital: c) Residential Facilities: Hostel, Cafeteria, Mess, d) Recreation Facilities: Indoor & Outdoor e) Medical Facilities for Students & Staff	Provided
7	Citizen Charter	Provided
8	List of students admitted category wise (UG & PG) in current and previous year.	Provided
9	Results of all examinations in previous year.	Provided
10	Details of members of the Anti Ragging Committee Members with contact details including landline Ph. mobile, email etc..	Provided
11	Toll free number to report ragging.	Provided
12	No. of ragging cases reported to Anti Ragging Committee and Action taken by Anti Ragging Committee.	Provided

Date :


Signature with stamp Dean/Principal/Director
 Institute of Medical Sciences & Research Centre
 N.H. 66, Kuntikana, MANGALURU - 575 004
 Karnataka, INDIA


Undertaking : To be given by the Dean/Principal of the Institute:

I hereby given an undertaking that :

- (i) The college will admit students only after obtaining the permission from Central Govt.**
- (ii) In the event of this declaration turning out to be either incorrect or any part of this declaration subsequently turning out to be incorrect or false, it is understood and accepted that the undersigned shall be responsible for any such misdeclaration or misstatement.**
- (iii) In case, the declaration made by me is found to be false in any material point then necessary Civil/Criminal proceedings, including prosecution under Section 199 of the Indian Penal Code, 1860, may be initiated against me by the Competent Authority.**
- (iv) The college has obtained all requisite statutory approvals**
- (v) The college has fulfilled all requirements as per the applicable Minimum Standard Requirement for the Medical College Regulations, 1999.**
- (vi) The mandatory requirements laid down by the Persons with Disabilities Act are met by the college.**

Date : 15-02-16
16-02-16


15/2/16


DEAN
A.J. Institute of Medical Sciences & Research Centre
N.H. 66, Kuttikana, MANGALURU - 575 004
Signature with stamp Dean/Principal/Director
Karnataka, INDIA

DF/2015/153387
Dt - 19-02-2016


1


MEDICAL COUNCIL OF INDIA
ASSESSMENT FORM FOR 150 ADMISSIONS REPORT


Part A-II
(to be filled by the Assessors)


- 1.1 **Type of Assessment** U/S 10A-regular/Compliance: Letter of Permission(-), 1st Renewal (-), 2nd Renewal (-), 3rd Renewal (-), 4th Renewal (-),
U/S 11- **Recognition - Regular/Compliance**
Continuation of Recognition / Compliance (-)

Name of the Institution	:	A.J. INSTITUTE OF MEDICAL SCIENCES & RESEARCH CENTRE		
Address	:	N.H- 66, KUNTIKANA, MANGALORE - 575 004		
Telephone No.	:	0824-2225533, 2223359		
E-mail	:	deanajims@gmail.com		
Council Letter No. & Date	:	No. MCI-37(1)(UG)/Recg-12/2016-17-Med./		Dated 09.02.2016
Assessment Date		Last Assessment Date:	24.11.2014 & 25.11.2014	
PG Courses	:	Yes : Listed below		
Sl. No.	Subject	Degree/Diploma	Academic year 2015-16 (No. of Seats)	
1	M.D Anatomy	PG	4	
2	M.D Physiology	PG	3	
3	M.D Biochemistry	PG	3	
4	M.D Pathology	PG	5	
5	M.D Microbiology	PG	2	


Dr. P.V Chalam
Co-ordinator



Dr. Mahendra M Kura



Dr. S.S. Saiyad



Signatures of Dean


Date : 16.02.2016

Sl. No.	Subject	Degree/Diploma	Academic year 2015-16 (No. of Seats)
6	M.D Pharmacology	PG	4
7	M.D. Forensic Medicine	PG	2
8	M.D Community Medicine	PG	4
9	M.D General Medicine	PG	12
10	M.D Paediatrics	PG	4
11	M.S General Surgery	PG	8
12	M.S Orthopaedics	PG	4
13	M.S OBG	PG	6
14	M.S ENT	PG	3
15	M.S Ophthalmology	PG	3
16	M.D Anaesthesiology	PG	8
17	M.D Dermatology	PG	2
18	M.D Respiratory Medicine	PG	3
19	M.D Radiology	PG	5
20	DTCD	Diploma	1
21	DCH	Diploma	2
22	M.Ch. Plastic Surgery	Super Specialty	1
23	M.Ch. Urology	Super Specialty	1
24	DM Cardiology	Super Specialty	1


Dr. P.V Chalam
Co-ordinator


Dr. Mahendra M Kura
16.2.16


Dr. S.S. Saiyad



Signatures of Dean


Date : 16.02.2016

Particulars of Assessors

Name of the Assessors	Correspondence Address	Contact No	Email
Dr. P.V Chalam Co-ordinator	Professor Department of General Surgery Gandhi Medical College Hyderabad, Telangana	Mobile: 9848040889	drpvchalam@gmail.com
Dr. Mahendra M Kura	Professor & Head Department of DVL, Sri Bhausabeb Hire Government Medical College Dhule, Maharashtra	Mobile: 09322593511	drkura@gmail.com
Dr. S.S. Saiyad	Professor Department of Anatomy GMERS Medical College Gandhinagar, Gujarat	Mobile: 09898861099 07567369056	drsssaiyad@gmail.com


Dr. P.V Chalam
Co-ordinator


Dr. Mahendra M Kura


Dr. S.S. Saiyad


Signatures of Dean

Date : 16.02.2016


1.2 The College has following:


The campus plot is.	Unitary
Building Plan approval from the competent authority.	Name: <u>City Corporation</u> No. <u>F17:BA:156:2000-01</u> Date: <u>23.04.2001</u>
Building Use/Occupancy Certificate from the competent authority.	Name: <u>City Corporation</u> No. <u>F17:BA:156:2000-01</u> Date: <u>23.04.2001</u>


1.3 Dean/Principal: Dr. M. Ramesh Pai M.D. with **37** years of teaching experience and **14** years of administrative experience. He is also holding the post of **Professor** in the **Department of General Medicine**

Dean Office is located in **First Floor** of the college Block /building along with the administrative block. Adequate space (as per MSR guidelines by MCI) and other required facilities (as given in the table below) are provided/~~not provided~~ to the administrative staff.

Office Space Requirement	Space (Mts)	Available
Dean Office/Principal Officer	36 Sq. Mts	36 Sq. Mts - Available
Staff Room	54 Sq. Mts	54 Sq. Mts - Available
College Council Room	80 Sq. Mts	120 Sq. Mts - Available


Dr. P.V Chalam
Co-ordinator


Dr. Mahendra M Kura



Dr. S.S. Saiyad


Signatures of Dean


Date : 16.02.2016

1.4 Medical Education Unit (MEU):

Available as per regulations	:	No (Please see note of 1.4)
Name of the MEU coordinator	:	Dr. P.P. Devan
Name, Designation & Experience of affiliated faculty	:	Details enclosed – <u>Annexure - I</u>
Name of the MCI Regional (Nodal) Centre where above training has been undertaken	:	Earlier: St. John's Medical College, Bangalore Presently: Government Medical College, Kozhikode
Details of the Orientation programme and Basic Course Workshop undergone by MEU(No. of programmes organized during Academic year, No. of People attended, proceedings (to be verified at the time of assessment)	:	Details - Enclosed – <u>Annexure - II</u>
Date/s of the above workshops	:	21 st , 22 nd and 23 rd June 2011 6 th , 7 th and 8 th November 2012 12 th , 13 th and 14 th November 2013
Details & Duration of Workshops in Medical Education Technology conducted by MEU	:	Details - Enclosed – <u>Annexure - III</u>
Details of faculty who have undergone basic course workshop in <i>Medical Education Technology</i> at the allocated MCI Regional Centre	:	Details - Enclosed – <u>Annexure - IV</u>
Details of faculty who have undergone advanced course workshop in <i>Medical Education Technology</i> at the allocated MCI Regional Centre.	:	Details - Enclosed – <u>Annexure - III</u>
Feedback evaluation of workshops and action taken reports on the basis of feedback obtained .	:	Details - Enclosed – <u>Annexure - V</u>


Dr. P.V Chalam
Co-ordinator


Dr. Mahendra M Kura


Dr. S.S. Saiyad


Signatures of Dean

Date : 16.02.2016

1.5 Continuing Medical Education :

No and Details of CMEs/workshop organized by the college held in the past 1 year.	:	As listed below
Details of the credit hours awarded for the past one year	:	46 Hours – Details listed below & copies enclosed as Annexure - VI


2014

Sl. No.	Department	Date	Title	KMC Letter No. & Dated	CME Credit Hours
1	ENT	29.01.2014 & 31.01.2014	"Radiology of Head & Neck"	K.M.C./C.M.E/016/2014 dt: 09.01.2014	04
2	OBG	09.03.2014	"CME - Examquest"	K.M.C./C.M.E/073/2014 dt: 13.02.2014	02
3	Cardiology	15.03.2014	"Symposium on Preventive Cardiology Scientific Program"	K.M.C./C.M.E/113/2014 dt: 20.02.2014	02
4	OBG	13.04.2014	"Safe effective Gynaecological Endoscopy"	K.M.C./C.M.E/223/2014 dt: 27.03.2014	02
5	Paediatrics	05.06.2014 & 06.06.2014	"Mechanical Ventilation in Children"	K.M.C./C.M.E/439/2014 dt: 21.06.2014	03
6	Paediatrics	14.09.2014	"Paediatric Cardiology Update"	K.M.C./C.M.E/6843/2014 dt: 06.09.2014	02
7	Pathology	11.10.2014	"Update in Paediatric Pathology"	K.M.C./C.M.E/675/2014 dt: 30.08.2014	02
8	Orthopaedics	14.11.2014	"Postgraduate training - CME"	-	Nil
9	Microbiology	15.11.2014	"Travel Medicine with Emphasis on EBOLA"	-	Nil
10	Pharmacology	28.11.2014 & 29.11.2014	"Advanced Workshop on Clinical Pharmacology"	K.M.C./C.M.E/924/2014 dt: 15.11.2014	04
11	General Medicine	13.12.2014	"Medicine Update - An insight into infections"	K.M.C./C.M.E/963/2014 dt: 29.11.2014	02
12	Anaesthesiology	14.12.2014	"Fate (Focus Assessed Transthoracic Echocardiography)"	K.M.C./C.M.E/937/2014 dt: 22.11.2014	02


Dr. P.V Chalam
Co-ordinator



Dr. Mahendra M Kura



Dr. S.S. Saiyad






Signatures of Dean


Date : 16.02.2016


2015

Sl. No.	Department	Date	Title	KMC Letter No. & Dated	CME Credit Hours
1	Cardiology	10.01.2015	Spectrum - 2015 (Symposium of Cardiovascular Therapies & Research Update - Mangalore	-	02
2	Physiology	15.01.2015	"Stress Related Disorders and its Management"	K.M.C./C.M.E/1016/2015 dt: 20.12.2014	02
3	Plastic & Reconstructive Surgery	24.01.2015	The Ear Reconstruction Live Operative	K.M.C./C.M.E/021/2015 dt:10.01.2015	02
4	Respiratory Medicine	08.03.2015	"Essentials in the Practice of Asthma & Copd Management"	-	Nil
5	Paediatrics	15.03.2015	"Pediatric Critical Care"		02
6	Community Medicine	17.03.2015	"Disaster Management - Planning Preparedness and Response"	K.M.C./C.M.E/188/2015 dt: 07.03.2015	02
7	Radio-Diagnosis	22.03.2015	Interventional Radiology	K.M.C./C.M.E/161/2015 dt:28.02.2015	02
8	Urology & Renal Transplantation	29.03.2015	Management of Early Prostate Caner	K.M.C./C.M.E/230/2015 dt:23.03.2015	02
9	OBG	12.04.2015	"Preconceptional Care"	K.M.C./C.M.E/245/2015 dt: 28.03.2015	02
10	Orthopaedics	25.05.2015	"Postgraduate Teaching Programme"	-	Nil
11	Anatomy	27.06.2015	"Endoscopic & Laparoscopic Anatomy of Abdomen"	K.M.C./C.M.E/389/2015 dt: 23.05.2015	02



Dr. P.V Chalam
Co-ordinator



Dr. Mahendra M Kura

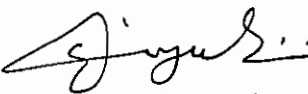

Dr. S.S. Saiyad


Signatures of Dean Date : 16.02.2016

Sl. No.	Department	Date	Title	KMC Letter No. & Dated	CME Credit Hours
12	Pathology	04.07.2015	"Immuno Histochemistry"	-	Nil
13	Pathology	11.09.2015 to 13.09.2015	"42 nd KCIAPM State Conference"	K.M.C./C.M.E/656/2015 dt: 08.08.2015	06
14	Paediatrics	15.08.2015	"Adolescent Health"	K.M.C./C.M.E/612/2015 dt:	04
15	Microbiology	26.09.2015	"Current Trends in clinical Mycology : Challenges Ahead"	K.M.C./C.M.E/643/2015 dt: 01.08.2015	02
16	Forensic Medicine	16.10.2015	"Forensic Medicine and Law"	K.M.C./C.M.E/679/2015 dt: 17.08.2015	02
17	ENT	26.11.2015	"Headache : Evaluation & Management"	K.M.C./C.M.E/1032/2015 dt: 21.11.2015	02
18	Psychiatry	16.12.2015	"Dementia - Remember Me"	K.M.C./C.M.E./779/2015 dt: 12.09.2015	02
19	Dermatology	03.01.2016	"General Practitioners on Common dermatological conditions"	K.M.C./C.M.E./1043/2015 dt: 30.11.2015	02
20	Cardiology	09.01.2016	"Spectrum - 2016"	K.M.C./C.M.E./1049/2015 dt: 30.11.2015	02
21	Biochemistry	13.01.2016	"Understanding Addiction - Biochemistry and Brain"	K.M.C./C.M.E./1093/2015 dt: 12.12.2015	02


Dr. P.V Chalam
Co-ordinator


Dr. Mahendra M Kura


Dr. S.S. Saiyad



Signatures of Dean


Date : 16.02.2016


Sl. No.	Department	Date	Title	KMC Letter No. & Dated	CME Credit Hours
22	General Medicine	23.01.2016	"Medicine Update"	K.M.C./C.M.E./1137/2015 dt: 26.12.2015	02
23	Ophthalmology	24.01.2016	"An Insight Into IOL's"	K.M.C./C.M.E./1095/2015 dt: 12.12.2015	02

1.6 College Council :

<p>Name, designation, contact no. and address of the President & Secretary.</p>	<p>President: Mr. A.J. Shetty A.J. Towers Balmatta Mangalore – 575 001 9845146467</p> <p>Secretary: Mr. Prashanth Shetty A.J. Towers Balmatta Mangalore – 575 001 9845236585</p>
--	--


Dr. P.V Chalam
Co-ordinator



Dr. Mahendra M Kura


Dr. S.S. Saiyad
16.2.16



Signatures of Dean

Date : 16.02.2016

Composition of the Council (HODs as members & Principal / Dean as chairperson)	:	Present
Chair Person Members		Dr. Ramesh Pai, Dean, AJIMS&RC Dr. Chitra Prakash Rao, Professor & Head of Dept. of Anatomy Dr. Das Krishna Shirahatti, Professor & Head of Dept. of Physiology Dr. Mohammed Ali, Professor & Head of Dept. of Biochemistry Dr. Umaru N, Professor & Head of Dept. of Pathology Dr. Shrikar Mallya, Professor & Head of Dept. of Microbiology Dr. Mohandas Rai, Professor & Head of Dept. of Pharmacology Dr. Jayaprakash K, Professor & Head of Dept. of Forensic Medicine Dr. S. Jayaram, Professor & Head of Dept. of Community Medicine Dr. E.V.S. Maben, Professor & Head of Dept. of General Medicine Dr. Ashok Hegde, Professor & Head of Dept. of General Surgery Dr. Kavitha D'Souza, Professor & Head of Dept. of OBG Dr. Santosh T Soans, Professor & Head of Dept. of Paediatrics Dr. Sridhar Shetty, Professor & Head of Dept. of Orthopaedics Dr. P.P. Devan, Professor & Head of Dept. of ENT Dr. Sudhir Hegde, Professor & Head of Dept. of Ophthalmology Dr. Ravish Tunga, Professor & Head of Dept. of Psychiatry Dr. Ganesh K, Professor & Head of Dept. of Radiodiagnosis Dr. Vishnu Sharma M, Professor & Head Dept. of TB & Chest Dr. Karunakara Adappa, Professor & head of Dept. of Anaesthesiology Mr. Dayananda Shetty, Administrative Officer, AJIMS&RC
No. of times the College Council meets per year (min 4)	:	Once in a three Months - Minutes of Meetings enclosed as <u>Annexure VII</u>
Details of college Council meetings where students Welfare was discussed and Action taken report (details / comments in annexure VI)	:	Details Enclosed - <u>Annexure-VII</u>


Dr. P.V Chalam
Co-ordinator


Dr. Mahendra M Kura


Dr. S.S. Saiyad



Signatures of Dean

Date : 16.02.2016


1.7 Pharmacovigilance Committee:
No. of meeting in the previous yrs.

- Present (Details Enclosed – **Annexure – VII**)
4 Times-(Minutes to be checked)
- **Committee Members**

Dr. Mohandas Rai Professor & Head of the Dept. of Pharmacology, AJIMS&RC	Chairperson
Dr. Sharath Kumar K Assistant Professor, Dept. of Pharmacology, AJIMS&RC	Member Secretary
Dr. EVS Maben Professor & Head of the Dept. of General Medicine, AJIMS&RC	Member
Dr. Santosh T Soans Professor & Head of the Dept. of Paediatrics	Member
Dr. Smrithi Chabra Associate Professor of Psychiatry AJIMS&RC	Member
Mr. Harish Pharmacist	Member
Mrs. Swarnalatha Pharmacist	Member
Mrs. Ramya Kateel Lecturer, Dept. of Pharmacology AJIMS&RC	Co-ordinating Member


Dr. P.V Chalam
Co-ordinator


Dr. Mahendra M Kura


Dr. S.S. Saiyad


Signatures of Dean


Date : 16.02.2016

1.8 Examination Hall:


Requirement	Available
No-2 Area - 250 Sq. Mt Capacity - 250	2 Examination Halls - 250 Seating Capacity each It flat type and have adequate chairs with desks and having sufficient space between two students

1.9 Lecture Theatres: Fully Air-conditioned

	Medical College		Hospital		Comments
	Req.	Available	Req.	Available	
Number	4	5	1	1	Available
Capacity	180	180 - 4 250 - 1	200	1	Available
Type (Gallery)	Yes		Yes		Available
A.V. Aids	Yes		Yes		Available


Dr. P.V Chalam
Co-ordinator


Dr. Mahendra M Kura


Dr. S.S. Saiyad



Signatures of Dean


Date : 16.02.2016


1.10 Library :

- Air-conditioned : Yes
 Working Hours : 09:00 a.m to 11:00 p.m
 During Examination Time upto 1 p.m.
 Open on Sundays and Holidays
- a. Stack Room : 03
 b. Reading Room : 05

	Required	Available	Remarks
Area (Sq.Mts)	2400 Sq.m.	2500 Sq.m.	Air conditioned
Student Reading Room (Inside) 300	150 - Capacity	150 - Capacity	Air conditioned
Student Reading Room (Outside)	150 - Capacity	150 - Capacity	Air Conditioned
Staff Reading Room	30 Persons	30 Persons	Air conditioned
Room for Resident /PG reading Room	-	75 Persons	Air conditioned
Particulars	Required Nos.	Available Nos.	Remarks
No of Books	11000	14428	
Journals (Indian)	70	104	
Journals (Foreign)	30	138	
Internet Nodes	40	40	


 Dr. P.V Chalam
 Co-ordinator


 Dr. Mahendra M Kura


 Dr. S.S. Saiyad


 Signatures of Dean

Date : 16.02.2016

1.11 Common Room for Boys & Girls:

	Area Required Sq.Mt	Available Area Sq.Mt	Toilet – Attached Y/N
Boys	150 Sq. Mt	150 Sq. Mt.	Yes
Girls	150 Sq. Mt	150 Sq. MT.	Yes

1.12 Central Photography Section:

Available : Yes.


Staff :

1. Photographer	-	Mr. Yashwith
2. Artist	-	Mr. Zuber
3. Dark Room Asst.	-	Mr. Robin D'Souza
4. Audio Visual Technician	-	Mr. Devaraj Shetty
5. Attender	-	Mr. Saritha J D
6. Store Keeper cum Clerk	-	Ms. Priya P


Equipments - Video Camera, Still camera, Digital camera, Micro Photography attachments, Close up photography attachments, Drawing Tools (board, brushes)



Dr. P.V Chalam
Co-ordinator



Dr. Mahendra M Kura



Dr. S.S. Saiyad





Signatures of Dean


Date : 16.02.2016


1.13 Hostel: Location – **within campus**

Hostel Category	Required Capacity	Available Capacity (No Rooms x capacity of each room = Total capacity)	Furnished (Y/N)	Toilet Facility Adequate / Inadequate	Mess (Y/N)	Hygiene of Hostel campus Y/N	Visitor room, AC Study room with internet & Computer, Recreation room with TV, Music, Indoor Games Y/N	Remarks
UG Students @75% Capacity	565	720 (360x2)	Yes	Adequate	Yes	Yes	Yes	
Interns @ 100% Capacity	150	160	Yes	Yes	Yes	Yes	Yes	
Resident @ 100% Capacity including PG	85	240 (120 x 2)	Yes	Adequate	Yes	Yes	No	
Nurses @ 20% capacity	75	340 (170 x 2)	Yes	Adequate	Yes	Yes	Yes	


Dr. P.V Chalam
Co-ordinator


Dr. Mahendra M Kura


Dr. S.S. Saiyad


Signatures of Dean


Date : 16.02.2016


Residential Quarters:


Category	Required Nos.	Available Nos.	Remarks
Teaching Staff @ 20% Capacity	30	40	Fully furnished
Non-Teaching Staff @ 20% Capacity	36	40	Fully furnished

1:14 Recreational Facilities:

Outdoor games	:	Yes
Play field/s	:	Yes - Within the Campus. Play Grounds - 2 Nos. Tennis Court - 2 Nos. Shuttle Court - 3 Nos. Basket Ball Court - 1 No.
Type of games	:	Cricket, Football, Volly Ball, Throw Ball, Badminton, Atheletics, Basket Ball, Tennis etc.,
Indoor games facilities	:	Yes - Table Tennis, Chess & Carrom, etc.,
Gymnasium	:	Available - Fully furnished, Fully Air conditioned, equipped Multi Gym facility for Male & Female students separately available within the campus.


Dr. P.V Chalam
Co-ordinator


Dr. Mahendra M Kura


Dr. S.S. Saiyad


Signatures of Dean

Date : 16.02.2016

1.15 Gender Harassment Committee:
(Documents to be seen at the time of assessment)

Yes

Chair person

- Dr. Chitra Prakash Rao,
Professor and HOD, Dept. of Anatomy
AJIMS&RC


Members

- Dr. Jayaram S,
Professor and HOD Dept. of Community Medicine
AJIMS&RC
- Dr. Anitha K B,
Professor Dept. of Microbiology
AJIMS&RC
- Dr. Roshan Ann Oomen,
Professor, Dept. of Paediatrics
AJIMS&RC
- Dr. Francis N P Monteiro,
Professor, Dept. of Forensic Medicine
AJIMS&RC
- Mrs. Latha Holla,
Advocate, External Member
- Mrs. Jenifer D'Souza, Associate Professor
Dept. of Community Health Nursing, LMET
- Mrs. Divya Kiran S, Lecturer,
Allied Health Sciences, AJIMS&RC


Convener



Dr. P.V Chalam
Co-ordinator



Dr. Mahendra M Kura



Dr. S.S. Saiyad



Signatures of Dean

Date : 16.02.2016

TEACHING HOSPITAL


2.1 Name of the Hospital : A.J. HOSPITAL & RESEARCH CENTRE, MANGALURU
Owned by: Government / Trust / Society : LAXMI MEMORIAL EDUCATION TRUST@, MANGALURU.

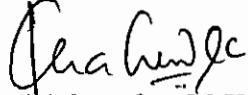
2.2 Name of the Medical Superintendent: Prof.Dr.Latha Sharma., MD (OBG) **Professor in OBG** with **17** years administrative experience.


	Space Requirement	Availability
Medical Supdt's Office	36 Sq.Mt	Available - 50 Sq. Mt
Administrative Office	150 Sq.Mt	Available - 240 Sq. Mt

2.3 Teaching and other facilities :

OPD Timings	:	8:30 A.M to 05:00 P.M
Separate Registration areas for male/female patients available	:	Yes
Separate Registration counters for OPD/IPD	:	Available
Are the Registration counters computerized	:	Yes
Staff for registration center	:	adequate
Waiting areas for above patients available	:	Yes
No. of rooms for examination of patients	:	Yes - Available four rooms in each OP for Male & Female patients separately
Capacity of teaching area in each department	:	Yes - Available, 30 capacity each departments
Enquiry Desk	:	Yes


 Dr. P.V Chalam
 Co-ordinator


 Dr. Mahendra M Kura


 Dr. S.S. Saiyad



 Signatures of Dean

Date : 16.02.2016


2.4 Facilities available in OPD

Medicine Injection room - Male - Female	Yes Yes	E.C.G. Room	Yes
Surgery Dressing room - Male - Female	Yes Yes	Minor OT	Yes
Orthopaedics Plaster room Dressing room -Male - Female	Yes Yes Yes	Plaster cutting room	Yes
Ophthalmology	Refraction Rooms Dark Rooms Dressing Rooms / Minor Procedure Room		Yes Yes Yes
ENT	Audiometry (AC & Sound proof) Speech Therapy		Yes Yes
Pediatrics	Child Welfare Clinic Immunisation Clinic Child Rehabilitation Clinic Child psychology Staff		Yes Yes Yes Yes
OBG & GYN	Antenatal Clinic Sterility Clinic Family Welfare Clinic Cancer Detection Clinic		Yes Yes Yes Yes

Comments : Nil


Dr. P.V Chalam
Co-ordinator


Dr. Mahendra M Kura


Dr. S.S. Saiyad



Signatures of Deaf

Date : 16.02.2016


2.5 Total Number of Teaching Beds are 800 & Admitted Patients are 637 - Distance between two beds should be 1.5 m. Teaching Hospitals in the Campus with Total Beds 897.

Teaching Hospitals in Outside the Campus (____ Kms. From the campus) with Total Beds_ within the campus

Departments	Ward Nos.	Beds Required	Total Beds Available	Total Admitted Patients	Facilities Available in Each Ward						Remarks
					Nursing Station Y/N	Exam/Treat Room Y/N	Pantry Y/N	Store Room Y/N	Duty Room Y/N	Demo Room (25 capacity) Y/N	
Gen. Medicine	5	150	150	129	Yes	Yes	Yes	Yes	Yes	Yes	
Pediatrics	3	100	100	73	Yes	Yes	Yes	Yes	Yes	Yes	
TB & Respiratory Medicine	2	40	40	33	Yes	Yes	Yes	Yes	Yes	Yes	
Psychiatry	2	40	40	21	Yes	Yes	Yes	Yes	Yes	Yes	
Dermatology	2	40	40	21	Yes	Yes	Yes	Yes	Yes	Yes	
Gen. Surgery	5	150	150	134	Yes	Yes	Yes	Yes	Yes	Yes	
Orthopedics	3	100	100	81	Yes	Yes	Yes	Yes	Yes	Yes	
Ophthalmology	2	40	40	26	Yes	Yes	Yes	Yes	Yes	Yes	
ENT	2	40	40	31	Yes	Yes	Yes	Yes	Yes	Yes	
OB & GYN	3	100	100	88	Yes	Yes	Yes	Yes	Yes	Yes	
Total	29	800	800	637							


Dr. P.V Chalam
Co-ordinator


Dr. Mahendra M Kura


Dr. S.S. Saiyad



Signatures of Dean

Date : 16.02.2016

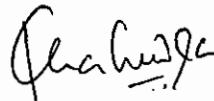
2.6 Clinical material (*Random verification to be done by the Assessor).

Assessor should randomly verify the monthly data and fill accordingly in the daily average columns, specifying the months


Item	Day of Assessment		Remarks
O.P.D attendance at 2.00 pm on first day	1195		
Casualty Attendance (24 hrs. data)	120		
No. of admissions	113		
No. of discharges	112		
Bed Occupancy % at 10.00 am on first day	80%		
Operative Work			
No. of Major Surgical Operations	55		
No. of Minor Surgical Operations	49		
No. of Normal Deliveries	2		
No. of Caesarian Sections	2		
Item	On Day of assessment		Remarks
<u>Radiological Investigations</u>	O.P.D	I.P.D	
X-ray	384	48	
Ultrasonography	184	28	
Barium, IVP etc.	2	2	
C.T. Scan	17	10	



Dr. P.V Chalam
Co-ordinator



Dr. Mahendra M Kura



Dr. S.S. Saiyad



Signatures of Dean


Date : 16.02.2016


Item	On Day of assessment		Remarks
	O.P.D	I.P.D	
Laboratory Investigations - No. of Tests			
Biochemistry	550	650	
Microbiology	28	48	
Serology	152	162	
Haematology	515	680	
Histopathology	04	16	
Cytopathology	04	11	


2.7 Medical Record Section : Available

Manual / Computerized : Computerized

ICD X classification of diseases followed for indexing : Yes


Dr. P.V Chalam
Co-ordinator


Dr. Mahendra M Kura


Dr. S.S. Saiyad


Signatures of Dean



Date : 16.02.2016

2.8 Central casualty services :**No of Beds : Required: 25 Available : 30**


- Number of doctors posted / Shift : **12/3 Shift**
- Number of nurses posted / Shift : **30/3 Shift**
- Separate casualty for OBGY cases: **Yes : available**, If yes No. of Beds: **02 Beds available**

CMO – Required : 12/3 Shift Available : 12/3 Shift

Equipment	Availability Y/N	Number
Central Oxygen & suction facility	Yes	30
Pulse oximeter	Yes	25+5
Ambu bag	Yes	4
Disaster trolley	Yes	1
Crash Cart	Yes	1
Emergency Drug Tray	Yes	1
Defibrillator	Yes	1
Ventilator	Yes	2
X-ray Unit – (Mobile)	Yes	1
Minor OT	Yes	1


Dr. P.V Chalam
Co-ordinator


Dr. Mahendra M Kura



Dr. S.S. Saiyad


Signatures of Dean

Date : 16.02.2016

Equipment list :

Sl. No	Equipment	Functioning status
1	Cardiac Monitor	Working
2	ECG Machine	Working
3	Cauty Machine	Working
4	Light source	Working
5	Defibrillator	Working
6	Nebuliser	Working
7	OT Light	Working
8	OT Table	Working
9	Pulse oximeter	Working
10	Boyles Machine	Working
11	Syringe pump	Working
12	Ventilator	Working
13	ECT Machine	Working
14	Portable Ultrasound	Working
15	Mobile X-ray	Working
16	Nebuliser	Working
17	Spot Light	Working
18	Neonatal radiant warmer	Working
19	ABG Machine	Working
20	Crash Cart	Working


Comments: Adequate – facility available.



Dr. P.V Chalam
Co-ordinator



Dr. Mahendra M Kura



Dr. S.S. Saiyad



Signatures of Dean

Date : 16.02.2016

2.9 Clinical Laboratories:

- **Central Clinical Laboratory: Under control of department of :** Medical Superintendent, HOD's of Pathology, Microbiology & Biochemistry

Separate sections for Pathology, Microbiology, Hematology & Biochemistry:

Available
Simen lab : Medical College OPD Block - First Floor

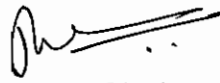
2.10 Operation theatres

Type	Requirement	Available	Remarks
Major	9	12	
Minor	2	02	

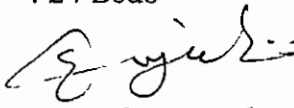
2.11 Equipment available in O. T. Block (Specify numbers)

Department	Theatres No.	A/C Y/N	Central Oxy/ Nitrous Oxide Y/N	Anesthesia Machine Y/N	Multipara Monitor with Capnograph Y/N	Defibrillators Y/N	Infusion Pumps Y/N	Remarks
General Surgery	3	Yes	Yes	Yes	Yes	Yes	Yes	
ENT	1	Yes	Yes	Yes	Yes	Yes	Yes	
Ophthalmology	1	Yes	Yes	Yes	Yes	Yes	Yes	
Orthopaedics	2	Yes	Yes	Yes	Yes	Yes	Yes	
OBG & GYN	3	Yes	Yes	Yes	Yes	Yes	Yes	
Emergency	1	Yes	Yes	Yes	Yes	Yes	Yes	
Septic	1	Yes	Yes	Yes	Yes	Yes	Yes	

Pre-Anaesthetic/Pre-operative Beds: Available : 06 Beds
Post Operative Recovery room beds: Available : 24 Beds


Dr. P.V Chalam
Co-ordinator


Dr. Mahendra M Kura


Dr. S.S. Saiyad


Signatures of Dean


Date : 16.02.2016

2.12 Intensive Care: Following intensive areas are available –

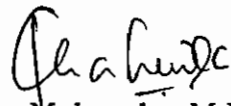
Type	Beds (Required)	Beds (Available)	Patients on day of assessment	AC Y/N	Central Oxygen/ Suction Y/N	Major Equipment (Monitor, Ventilator, ABG, Pulse Oximeter etc.) Y/N	Remarks if any
ICCU	5	12	7	Yes	Yes	Yes	Equipped
ICU	5	19	18	Yes	Yes	Yes	Equipped
SICU	5	16	11	Yes	Yes	Yes	Equipped
NICU/PICU	5	14+6	8+5	Yes	Yes	Yes	Equipped

2.13 Labour Room


Rooms	Beds	Remarks
Clean Cases	2	
Septic Cases	1	
Eclampsia	2	



Dr. P.V Chalam
Co-ordinator



Dr. Mahendra M Kura



Dr. S.S. Saiyad




Signatures of Dean


Date : 16.02.2016


2.14 Radiological Facilities:

Equipment	Required No.	Available No.	AERB Approval Y/N	Functional Status at the time of assessment Y/N	Remarks if any
Mobile X Ray 60 mA 100 mA	3 3	4 4	Yes	Yes	
Static X Ray 300 mA 600 mA 800/1000 mA	2 2 2	2 2 2	Yes	Yes	
CT Spiral Minimum 16 slice	1	1	Yes	Yes	

Equipment	Required no.	Available no.	PNDT Approval Y/N	Functional Status at the time of assessment Y/N	Remarks if any
USG	3	14	Yes	Yes	


Dr. P.V Chalam
Co-ordinator


Dr. Mahendra M Kura
16.2.16


Dr. S.S. Saiyad


Signatures of Dean

Date : 16.02.2016

	Other Machines:	Company / Make	Functional Status
1	DSA	Siemens Artis Zee	Working
2	PET Scan	Siemens	Under Installation
3	Bone Mineral Densitometer	Lunar DPX	Working
4	Computer Radiography	Capsula XL II	Working
5	Computer Radiography	FCR-XGI	Working
6	Mammography Unit	Senographe 700T	Working
7	MRI 1.5T	Magnotom Avanto	Working
8	Gamma Camera	Millenium MPR	Working
9	C-Arm	Stenoscope Plus	Working
10	C-Arm	HF49	Working
11	C-Arm	MMSE	Working
12	C-Arm	SKAN-C	Working
13	C-Arm	SKAN-C	Working
14	Auto Processor	Promax	Working
15	128 Slice CT	Somaton	Working

2.15 **Blood Bank:**

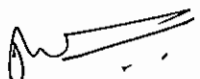
Available and functional : **Yes**


Number of units dispensed in a day : **30 – 35 Units/day**


Number of units stored on day of assessment : 992 Units

License valid up to: **September 2016** – Licence copy enclosed as **Annexure – IX**

Blood Separation Facility - **Available**


Dr. P.V Chalam
Co-ordinator


Dr. Mahendra M Kura


Dr. S.S. Saiyad


Signatures of Dean

Date : 16.02.2016

2.16 Pharmacy : Pharmacist/Staff available: List to be included

Chief Pharmacist	-	1
Pharmacist	-	4
Assistant pharmacist	-	6
Clerk	-	6
Peon	-	3

- No. of sub-stores located in different parts of hospital: OPD - 1 & Hospital - 1
- Average no. of patients per day given drugs: 1150 - 1200 outdoor & 650 - 675 indoor.

2.17 Central sterilization Department :


- Timings Round the clock & Shifts: 02
- Equipment: Horizontal autoclaves 02 / Vertical autoclaves 02, ETO Sterilisers: 01 No. Plasma Sterilizer 01No., Endoscope Sterilizer 02 Nos. Incubator 01 No.
- Separate receiving and distribution points: Yes


2.18 Intercom: Available : **yes**


No. of incoming lines 20 No. of extension lines: 600

2.19 Central laundry/Alternative Arrangements:

In House / Outsourced: : In House
Type of Laundry: Mechanized / Manual : Mechanized


Dr. P.V Chalam
Co-ordinator


Dr. Mahendra M Kura


Dr. S.S. Saiyad



Signatures of Dean

Date : 16.02.2016


2.24 Nursing and Paramedical Staff:

Nursing Staff:	No. of Beds:	
	Required Nos.	Available Nos.
Category		
Staff Nurses	309	722
Sister Incharge	45	45
ANS	12	20
DNS	5	5
Nursing Superintendent	1	6
Total	372	798

Paramedical and Non teaching staff	Required Nos.	Available Nos.
	182	235


Dr. P.V Chalam
Co-ordinator


Dr. Mahendra M Kura


Dr. S.S. Saiyad


Signatures of Dean

Date : 16.02.2016

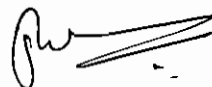
MEDICAL COLLEGE

3.1 College Website:


Sr. No.	Details of information	Yes/No
1	Dean, Principal & MS	Yes
2	Staff - Teaching	Yes
3	Affiliated university and its VC & Registrar	Yes
4	Citizen Charter	Yes
5	List of students admitted category wise (UG & PG) in current and previous year.	Yes
6	Results of all examinations in previous year	Yes
7	Details of members of the Anti Ragging Committee members with contact details including landline ph. Mobile, email etc.,	Yes
8	Details of members of the Gender Harassment Committee Members with contact details including landline Ph. Mobile, email etc.,	Yes
9	Toll free number to report ragging	Yes

3.2 Teaching Programme:

Didactic teaching	Yes
Demonstration	Yes
Integrated teaching (Horizontal / Vertical teaching)	Yes
Clinical posting	Yes
Clinical Pathological Conference	Yes
Grand Rounds	Yes
Statistical Meeting	Yes
Seminars	Yes


Dr. P.V Chalam
Co-ordinator


Dr. Mahendra M Kura


Dr. S.S. Saiyad


Signatures of Dean


Date : 16.02.2016

Teaching Facilities


3.3 Anatomy:

Required	Available	Required	Available
Number of Demonstration Room/s: • No: 2 – 60 Sq.Mts each • Capacity – 75 to 100 Students	Available 100 – Size- 84.3Sq.Mts. each 80 - each	AV Aids	Available O.H.P., LCD Projectors, Black Board
Number of practical laboratory/ies-2 • Number of Lab seats- • Number of Microscopes • Dissection Microscopes	Available – 2 Size – 333 Sq. Mts. Capacity – 150 Size – 200 Sq. Mts. Capacity – 90 90 90 05	Museum: 35 seating capacity • Mounted specimens • Models-Wet & Dry • Bone Sets – Articulated:07 & Disarticulated:30 • MRI CT + X-rays	Available – 35 Seating Capacity Size – 200 Sq. Mts. 162 + 10 cross Sections 68 9 30 34
Number of dissection tables _____ (Half Standard Size) Big 20, Small 5	Big – 20 Small – 5	Number of cadavers	24 (stock)
Cold store / cooling chambers Bodies For 15 to 18 Cadaver	For 15 to 18 Cadaver	Storage tank	Available – 5
Embalming room : 12 Sq.Mts	Available – 30 Sq.Mts	Band saw	Available -2
Lockers : 150 Nos.	Available – 186 Nos.	Departmental Library – (80-100 Books)	268 Books

Adequate exhaust, light, water supply and drainage facilities : Available


 Dr. P.V Chalam
 Co-ordinator


 Dr. Mahendra M Kura


 Dr. S.S. Saiyad


 Signatures of Dean

Date : 16.02.2016

3.4 Physiology:


Required	Available	Required	Available
Demonstration Room/s • No: 2 (60 Sq.Mts) • Capacity: 75 – 100 Students	Available – 2 (65.6 Sq.Mts) 80 - each	AV Aids	Available O.H.P., Slide Projector, LCD Projectors, Black Board
Mammalian laboratory – 1 80 Sq.Mts Capacity 90	Available – 1 80 Sq.Mts 90 capacity	Haematology laboratory – 1	Available – 1 90 Capacity 200 Sq.Mts
Departmental Library – 80-100 Books 30 Sq.Mts	Available – 1 Size – 30 Sq.Mts 193 Books	Clinical Physiology – 1	Available – 1 90 Capacity
Preparation rooms – 1 14 Sq.Mts	Available – 1 Size – 30 Sq. Mts. Capacity – 30	Research Lab – 1	Available – 1 Size – 50 Sq. Mts

3.5 Biochemistry


Required	Available	Required	Available
Number of Demonstration Room/s • No: 2 • Capacity:75-100 each	Available – 2 80 - each	AV Aids	Available O.H.P., Slide Projectors, LCD Projectors, Black Board
Number of practical laboratory/ies – 1 200 Sq.Mts	Available Size – 250 Sq. Mt.	Library / Seminar rooms (80-100 Books)	Available Size – 35 Sq. Mt. 164 Books
Number of Lab seats: 90	90	Research Lab	Available Size 110 Sq.Mts



Dr. P.V Chalam
Co-ordinator



Dr. Mahendra M Kura



Dr. S.S. Saiyad



Signatures of Dean

Date : 16.02.2016

3.6 Pathology

Required	Available	Required	Available
Number of Demonstration Room/s <ul style="list-style-type: none"> No:2 Capacity: 75 – 100 each 60 Sq.Mts 	Available 2 80 – each 76.8 Sq.Mts – 2	AV Aids	Available O.H.P., Slide Projectors, LCD Projectors, Microscope with LCD Projector
Practical labs: <ul style="list-style-type: none"> Morbid Anatomy/Histopath./ Cytology Microscopes Clinical Pathology/Haematology: Microscopes 	Available 2 200 Sq.mt – (each) 90 each	Museum: Seating Capacity ___ Students Specimens: <ul style="list-style-type: none"> Mounted Unmounted Catalogues 	Available 120 Sq. Mts. 40 Mounted –600 Un mounted – 30 Catalogues – 15
Departmental library (80-100 Books)	Available 192 Books		

3.7 Microbiology

Required	Available	Required	Available
Demonstration Room/s <ul style="list-style-type: none"> No: Capacity: 	Available 2 Size : 83.8 Sq. Mts 80 Students	AV Aids	Available O.H.P., Slide Projectors, LCD Projectors
Number of practical laboratory/ies: Number of Lab seats: Number of microscopes/laboratory:	Available – 2 Capacity – 90 Students 150	Media preparation facility Autoclaving Washing and drying Room	Available Available Available
Number of service laboratories: (7)	1. Bacteriology	Museum:	Available

Dr. P.V Chalam
Co-ordinator

Dr. Mahendra M Kura

Dr. S.S. Saiyad

Signatures of Dean

Date : 16.02.2016


	Including Anaerobic 2. Serology 3. Virology 4. Parasitology 5. Mycology 6. Tuberculosis 7. Immunology 35 Sq.Mt each	Specimen, Charts, Models & Catalogue seating capacity:40 Students	70, 15, 30 and 15 40 students
Departmental Library:80 – 100 Books	Available – Books – 204		

3.8 Pharmacology

Required	Available	Required	Available
Demonstration Room/s • No:02 • Capacity: 75 to 100	Available – 2 Size : 87.5 Sq. Mts. 90 Sq. Mts. Capacity : 80 each	AV Aids	Available O.H.P., Slide Projectors, LCD Projectors
Experimental Pharmacology	Available Size : 200 Mts. Capacity : 90 Students	Museum:40 seating capacity - Specimens - Charts - Models - History of Medicine - Catalogues	- 40 Seating Capacity - 500 - 74 - 12 - 24 - 15
Clinical pharmacology/pharmacy	Available Size : 200 Mts. Capacity : 90 Students		
Departmental Library : 80-100 Books	Available – Size : 30 Sq.Mtrs Books – 265		
Research Lab	Available Size : 50 Sq.Mtrs		



Dr. P.V Chalam
Co-ordinator



Dr. Mahendra M Kura



Dr. S.S. Saiyad





Signatures of Dean


Date : 16.02.2016

3.9 Forensic Medicine

Required	Available	Required	Available
Demonstration Room/s <ul style="list-style-type: none"> No:02 Capacity:75-100 Students 50 Sq.Mts 	Available – 2 80 Students each 77 Sq.Mt	AV Aids	Available Overhead Projector Video Camera, T.V., VCR O.H.P., Slide Projectors, LCD Projectors, Black Board.
Forensic histopathology, Serology, Anthropology & Toxicology – for examination of specimen, tests	Available Histopathology: Tissues are fixed, processed, stained and observed in department. In case of special staining, immune- histochemistry and other methods help is taken from pathologist. Serology: Blood grouping and presumptive and confirmatory blood tests are routinely conducted in the department by using reagents maintained in the department research lab. <ol style="list-style-type: none"> 1. Antisera A 2. Glacial Acetic Acid 3. Hydrogen Peroxide 4. Picric Acid 5. Diamino Diphenyl Acid 6. Leshman Buffer 7. Postassium chloride 8. Postassium hydroxide 	Museum: <ul style="list-style-type: none"> Medico-Legal Specimens Charts Prototype fire arms Slides Poisons Photographs Catalogues 	Available – 175 Sq.Mt. 430 (mounted : 130 Unmounted : 300) 86 Total 8 (Air Gun, Air pistol, Pistol, Revolver, Ammunition) 45 141 86 20


 Dr. P.V Chalam
 Co-ordinator



 Dr. Mahendra M Kura



 Dr. S.S. Saiyad

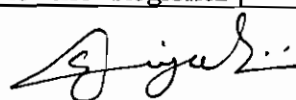

 Signatures of Dean

Date : 16.02.2016

	<p>9. Dextrose 10. Potassium hydroxide 11. Phenolphthien 12. Sodium thiosulphate 13. Ammonia sulphate 14. Iodine</p> <p>Anthropology:</p> <p>Department has instruments like Osteometric Board Calipers (digital & manual vernier & sliding) Postgraduates are trained in analyzing antropometric parameters. Whenever expert opinion is sought for, by the police, faculty analysis antropometric data and train the postgraduate in the same.</p> <p>Toxicology:</p> <p>Certain bed side test are held in the department & further chemical analysis are conducted at Regional Forensic Sciences Laboratory, Mangaluru, which is located next to our college.</p> <p>Postgraduates are posted on regular basis to the Regional</p>		
--	---	--	--


Dr. P.V Chalam
Co-ordinator


Dr. Mahendra M Kura


Dr. S.S. Saiyad


Signatures of Dean

Date : 16.02.2016


	Forensic Science laboratory.		
Autopsy room: Location – In/Near hospital in a separate structure 400 Sq.Mt	Available- within 30 mtr from Department. 50-60 students 459 Sq.Mts		
Cold Storage:	2 02x4=08 bodies		
Departmental library : 80-100 Books	30 Sq.Mt 160 Books		

3.10 Community Medicine


Required	Available	Required	Available
Demonstration Room/s • No:02 (60 Sq.Mts each) • Capacity:75-100 students each	Available - 2 Size : 60 Sq.mts. each 80 students each	AV Aids	Available Available (OHP, LCD, Slide Projector, White Board)
Museum: • Charts • Models • Specimens • Catalogues	87 10 131 09	Practical lab – 01 200 Sq.Mts	Available - 01 200 Sq.Mts
Departmental Library : 80-100 Books 30 Sq.Mts	Available - 50 Sq.Mt Books - 435		



Dr. P.V Chalam
Co-ordinator



Dr. Mahendra M Kura



Dr. S.S. Saiyad



Signatures of Dean


Date : 16.02.2016

3.11 Health Centers (Department of Community Medicine)

Community Health Center – Bantwal (Distance from the college 22 K.m)
 PHC I -: Balthila (place) 25 K.m. (Distance from the college)
 PHC II -: Sajipanadu (place) 27 Km (Distance from the college)
 PHC III -: Panemagalore(RHTC) ((place) 25 Km (Distance from the college)
 Out of the above three PHCs Pnemagalore, has been upgraded to RHTC.

Details of RHTC, Panemangalur:


Population covered by the RHTC	30000
It is affiliated to College Yes/No	Yes. Under the control of Dean, A.J. Institute of Medical Sciences & Research Centre, Mangaluru.
Students and interns posted in batches of 20 throughout the year.	Yes – throughout the year
Separate blocks for accommodating boys in 5 rooms having 16 beds. Girls 4 rooms having 14 beds.	6 rooms with 3 beds, 4 rooms with 2 beds and 7 with 3 beds
Facilities for cooking & dining – Yes/No.	Yes – Available
Daily OPD	OPD: 30-40
Specialist visits if any	Every Tuesday – OBG speciality Second & Fourth Friday – Paediatric & Ophthalmology
Cold chain equipment available	Present
Survey/MCH/Immunization/FP registers	Present
Activities under the national Health Programmes	Present



Dr. P.V Chalam
Co-ordinator



Dr. Mahendra M Kura



Dr. S.S. Saiyad



Signatures of Dean


Date : 16.02.2016


3.12 Details of U.H.T.C.: Kavour Place 3 Km. Distance from college (make shift arrangement in a house with one floor)


Population covered by the UHC	50000
It is affiliated to College Yes/No	Department of Community Medicine / A.J. Institute of Medical Sciences & Research Centre.
Students and interns posted in batches of	1 Intern seen on duty
Daily OPD	OPD - 30 IPD - Nil
Survey/MCH/Immunization/FP registers	Available
Specialist visits if any	Yes
Deficiency if any	Nil

CONDUCT OF III MBBS EXAMINATION (only for recognition under 11(2))

- University which conducts Examination: **Rajiv Gandhi University of Health Sciences, Bangalore**
- No. of Candidates appeared in Examination:
- The III MBBS examination (Part-II) was conducted satisfactorily
- Centre for written/practical examination: A.J. Institute of Medical Sciences & Research Centre, N.H-66, Kuntikana, Mangalore


Dr. P.V Chalam
Co-ordinator


Dr. Mahendra M Kura
16.2.16


Dr. S.S. Saiyad


Signatures of Dean

Date : 16.02.2016


Medical College Staff Strength: Calculation Sheet

Name of College: A. J. Institute of Medical Sciences & Research Centre

(100 recognized and 150 reorganization inspection)

PG Courses: Available/Not Available


Department	Designation	Requirement as per MSR (UG)	Additional faculty required for running PG Courses	Total (UG+PG)	Accepted	Deficiency	Remarks
Anatomy	Professor	1	Nil	1	2	Nil	
	Assoc.Prof	1	Nil	1	1		
	Asst.Prof	2	Nil	2	3		
	Tutor	3	Nil	3	4		
Physiology	Professor	1	Nil	1	2	Nil	
	Assoc.Prof	1	Nil	1	1		
	Asst.Prof	2	Nil	2	3		
	Tutor	3	Nil	3	4		
Biochemistry	Professor	1	Nil	1	2	Nil	
	Assoc.Prof	1	Nil	1	1		
	Asst.Prof	2	Nil	2	3		
	Tutor	4	Nil	4	4		



Dr. P.V Chalam
Co-ordinator



Dr. Mahendra M Kura



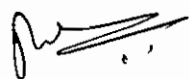
Dr. S.S. Saiyad




Signatures of Dean

Date : 16.02.2016


Department	Designation	Requirement as per MSR (UG)	Additional faculty required for running PG Courses	Total (UG+PG)	Accepted	Deficiency	Remarks
Pharmacology	Professor	1	Nil	1	2	Nil	One Assoc. Prof. is compensated by one extra professor
	Assoc.Prof	1	Nil	1	0		
	Asst.Prof	2	Nil	2	4		
	Tutor	3	Nil	3	11		
Pathology	Professor	1	Nil	1	3	Nil	One Assoc. Prof. is compensated by one extra professor
	Assoc.Prof	3	1	4	3		
	Asst.Prof	3	1	4	4		
	Tutor	5	1	6	12		
Microbiology	Professor	1	Nil	1	3	Nil	
	Assoc.Prof	1	Nil	1	1		
	Asst.Prof	2	Nil	2	4		
	Tutor	4	Nil	4	4		



Dr. P.V Chalam
Co-ordinator



Dr. Mahendra M Kura




Dr. S.S. Saiyad

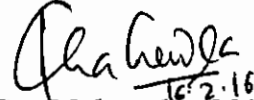



Signatures of Dean

Date : 16.02.2016

Department	Designation	Requirement as per MSR (UG)	Additional faculty required for running PG Courses	Total (UG+PG)	Accepted	Deficiency	Remarks
Forensic Medicine	Professor	1	Nil	1	2	Nil	One Assoc. Prof. is compensated by one extra professor
	Assoc.Prof	1	Nil	1	0		
	Asst.Prof	1	Nil	1	2		
	Tutor	3	Nil	3	3		
Community Medicine	Professor	1	Nil	1	2	-1	One Assoc. Prof. is compensated by one extra professor
	Assoc.Prof	2	Nil	2	0		
	Asst.Prof	5	Nil	5	8		
	Epidemiologist-Cum-Asst.Prof.	1	Nil	1	0		
	Statistician-Cum-Assist.Prof	1	Nil	1	0		
	Tutor	4	Nil	4	12		


Dr. P.V Chalam
Co-ordinator



Dr. Mahendra M Kura
16.2.16


Dr. S.S. Saiyad



Signatures of Dean

Date : 16.02.2016

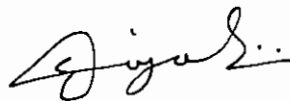
Department	Designation	Requirement as per MSR (UG)	Additional faculty required for running PG Courses	Total (UG+PG)	Accepted	Deficiency	Remarks
General Medicine	Professor	1	Nil	1	8		
	Assoc.Prof	4	1	5	5		
	Asst.Prof.	5	3	8	6		Three Asst. Prof. is compensated by extra professors
	Sr.Resident	5	Nil	5	6	-1	
	Jr.Resident	10	Nil	10	29		
Paediatrics	Professor	1	Nil	1	4	Nil	
	Assoc.Prof	2	1	3	2		
	Asst.prof	3	1	4	4		
	Sr.Resident	3	Nil	3	3		
	Jr.Resident	6	Nil	6	14		



Dr. P.V Chalam
Co-ordinator



Dr. Mahendra M Kura




Dr. S.S. Saiyad




Signatures of Dean

Date : 16.02.2016


Department	Designation	Requirement as per MSR (UG)	Additional faculty required for running PG Courses	Total (UG+PG)	Accepted	Deficiency	Remarks
Tuberculosis & Respiratory Diseases	Professor	1	Nil	1	1		
	Assoc.Prof	0	1	1	0	-1	
	Asstt.Prof	1	Nil	1	1		
	Sr.Resident	1	Nil	1	1		
	Jr.Resident	2	Nil	2	9		
Dermatology, Venereology & Leprosy	Professor	0	1	1	2	Nil	
	Assoc.Prof.	1	Nil	1	1		
	Asstt.Prof	1	Nil	1	1		
	Sr.Resident	1	Nil	1	1		
	Jr.Resident	2	Nil	2	6		
Psychiatry	Professor	0	1	1	2	Nil	
	Assoc.Prof.	1	Nil	1	1		
	Asstt.Prof	1	Nil	1	1		
	Sr.Resident	1	Nil	1	2		
	Jr.Resident	2	Nil	2	2		



Dr. P.V Chalam
Co-ordinator



Dr. Mahendra M Kura



Dr. S.S. Saiyad



Signatures of Dean

Date : 16.02.2016


Department	Designation	Requirement as per MSR (UG)	Additional faculty required for running PG Courses	Total (UG+PG)	Accepted	Deficiency	Remarks
General Surgery	Professor	1	Nil	1	6		
	Assoc.Prof.	4	1	5	4		
	Asstt.Prof	5	3	8	7		
	Sr.Resident	5	Nil	5	1	-4	
	Jr.Resident	10	Nil	10	17		
Orthopaedics	Professor	1	Nil	1	3	Nil	
	Assoc.Prof.	2	1	3	3		
	Asstt.Prof	3	1	4	3		
	Sr.Resident	3	Nil	3	3		
	Jr.Resident	6	Nil	6	12		
Oto-Rhino-Laryngology	Professor	1	Nil	1	1	Nil	
	Assoc.Prof.	1	Nil	1	1		
	Asstt.Prof	1	Nil	1	3		
	Sr.Resident	1	Nil	1	2		
	Jr.Resident	2	Nil	2	8		
Ophthalmology	Professor	1	Nil	1	1	Nil	
	Assoc.Prof.	1	Nil	1	2		
	Asstt.Prof	1	Nil	1	1		
	Sr.Resident	1	Nil	1	2		
	Jr.Resident	2	Nil	2	8		



Dr. P.V Chalam
Co-ordinator



Dr. Mahendra M Kura




Dr. S.S. Saiyad




Signatures of Dean

Date : 16.02.2016

Department	Designation	Requirement as per MSR (UG)	Additional faculty required for running PG Courses	Total (UG+PG)	Accepted	Deficiency	Remarks
Obstetrics & Gynaecology	Professor	1	Nil	1	6	Nil	
	Assoc.Prof.	2	1	3	1		
	Asstt.Prof	3	1	4	6		
	Sr.Resident	3	Nil	3	4		
	Jr.Resident	6	Nil	6	14		
Anaesthesiology	Professor	1	Nil	1	3	Nil	
	Assoc.Prof.	3	1	4	2		
	Asstt.Prof	5	1	6	6		
	Sr.Resident	3	1	4	6		
	Jr.Resident	6	Nil	6	19		
Radio Diagnosis	Professor	1	Nil	1	3	Nil	
	Assoc.Prof.	1	1	2	2		
	Asstt.Prof	1	1	2	3		
	Sr.Resident	3	1	4	4		
	Jr.Resident	0	Nil	0	14		
Dentistry	Professor	1	Nil	1			
	Assoc.Prof.	1	Nil	1			
	Asst.Prof	2	Nil	2			
	Sr. Resident	6	Nil	6			
	Assoc.Prof.	1	Nil	1			
	Asst.Prof	1	Nil	1			
	Sr. Resident	1	Nil	1			
Jr. Resident	3	Nil	3				


Dr. P.V Chalam
Co-ordinator


Dr. Mahendra M Kura


Dr. S.S. Saiyad


Signatures of Dean

Date : 16.02.2016

Medical College – Staff Strength

Name of College:

Deficiency chart:

Department	Professor	Asso. Prof	Asst. Prof.	Tutors	SR	JR
Anatomy	-	-	-	-	-	-
Physiology	-	-	-	-	-	-
Bio chemistry	-	-	-	-	-	-
Pharmacology	-	-	-	-	-	-
Pathology	-	-	-	-	-	-
Microbiology	-	-	-	-	-	-
Forensic Medicine	-	-	-	-	-	-
Community Medicine	-	01	-	-	-	-
Gen. Medicine	-	-	-	-	-	-
Paediatrics	-	-	-	-	-	-



Dr. P.V Chalam
Co-ordinator



Dr. Mahendra M Kura



Dr. S.S. Saiyad




Signatures of Dean

Date : 16.02.2016

Department	Professor	Asso. Prof	Asst. Prof.	Tutors	SR	JR
Tb and Chest	-	01	-	-	-	-
Dermatology	-	-	-	-	-	-
Psychiatry	-	-	-	-	-	-
Gen Surgery	-	-	-	-	04	-
Orthopaedics	-	-	-	-	-	-
ENT	-	-	-	-	-	-
Ophthalmology	-	-	-	-	-	-
Ob-Gy	-	-	-	-	-	-
Anaesthesiology	-	-	-	-	-	-
Radiology	-	-	-	-	-	-
Dentistry	-	-	-	-	-	-
Total	Nil	02	Nil	Nil	04	Nil

1) Deficiency of Teaching Faculty : 1.29 % i.e 02outoff 155

2) Deficiency of resident doctors : 4.76% i.e 04outoff 84



Dr. P.V Chalam
Co-ordinator



Dr. Mahendra M Kura




Dr. S.S. Saiyad



Signatures of Dean

Date : 16.02.2016


Notes:
For purpose of working out the deficiency:
(1) The deficiency of teaching faculty and Resident Doctors shall be counted separately.
(A) For Teaching Faculty:
(a) For calculating the deficiency of faculty, Prof., Assoc Prof., Asst. Prof & Tutor in respective departments shall be counted together.
(b) Any excess teaching faculty in higher cadre can compensate the deficiency of lower cadre of the same department only.
(c) Any excess teaching faculty of lower cadre/ category in any department cannot compensate the deficiency of any teaching faculty in the higher cadre/category of the same department or any other department. e.g. excess of Assistant Professor cannot compensate the deficiency of Associate Professor or Professor.
(d) Excess/Extra teaching faculty of any department cannot compensate the deficiency of any teaching faculty in any other department.



Dr. P.V Chalam
Co-ordinator



Dr. Mahendra M Kura



Dr. S.S. Saiyad



Signatures of Dean

Date : 16.02.2016

(B) For Resident Doctors:
(a) Excess of SR can be compensated to the deficiency of JR of the same department only. (b) Excess SR/JR of any department cannot compensate the deficiency of SR/JR in any other department. (c) Any excess of JR cannot compensate the deficiency of SR in same or any other department. (d) Any excess/ extra teaching faculty of same or any other department cannot compensate the deficiency of SR/JR. e.g. excess of Assistant Professor cannot compensate the deficiency of SR or JR.
(2) A separate department of Dentistry/Dental faculty is not required where a dental college is available in same campus/city and run by the same management.
(3) Colleges running PG program require additional staff, beds & other requirements as per the PG Regulations - 2000.

Summary of Assessment:


1. A.J.Institute of Medical Sciences & Research Centre, Mangalore, Karnataka, IS RUN BY Trust.
2. The College has got LOP from GOI/MCI with intake of 150 seats (MCI-No.37(1)/2011-Med/18876) dated 21/06/2011.
3. Type of assessment: 150 Recognition No. of seats: 150
4. PG courses : Yes
5. Deficiency of the infrastructure of college and hospital if any: Pl. mention category wise : NIL
6. Deficiency of clinical material If any: Nil
7. Deficiency of teaching staff if any:
Shortage of teaching faculty is 1.29 % i.e 02outoff 155
8. Deficiency of resident doctors if any:
Shortage of resident doctors is: 4.76% i.e 04outoff 84 %



Dr. P.V Chalam
Co-ordinator



Dr. Mahendra M Kura



Dr. S.S. Saiyad



Signatures of Dean

Date : 16.02.2016

9. Any other Remarks.

Assessment of the physical and the other teaching facilities available for recognition/approval of A.J. Institute of Medical Sciences, Mangalore, Karnataka under Rajiv Gandhi University of Health Sciences, Bangalore u/s 11(2) of the IMC Act, 1956 for the award of M.B.B.S. degree against the increased intake i.e. from 100 to 150 seats is carried out on 15th & 16th February, 2016.


The assessment was done in co-ordination by all the team members. The assessment work has been distributed among the members of team.

Work Distribution:


Primarily the facilities at the college were assessed by Dr. S.S. Saiyad and assessment at the hospital was conducted by Dr. P. V. Chalam and Dr. Mahendra M. Kura. Assessment at the Health Centers is conducted by Dr. Mahendra M. Kura. The Faculty verification of the Departments of Anatomy, Physiology, Biochemistry, Pharmacology, Pathology, Microbiology, Forensic Medicine, Community Medicine, TB & Chest, Psychiatry, Anaesthesia, where done by Dr.S.S.Saiyad. The Faculty verification of departments General Medicine, Paediatrics & Dermatology was done by Dr.Mahendra M.Kura. The faculty verification of Departments of General Surgery, Orthopaedics, ENT, Ophthalmology, OBG & Radio diagnosis were done by Dr.P.V.Chalam. Faculty verification was done in co-ordination between all the members.



Dr. P.V Chalam
Co-ordinator



Dr. Mahendra M Kura
16.02.16



Dr. S.S. Saiyad



Signatures of Dean

Date : 16.02.2016

1. Deficiency of faculty is as under:

(a) The following faculty were not available: (Include those who are not available, absent, not signed attendance sheet before 11 a.m.)

(I) Professors: __-__ (write name of departments)

(II) Associate Professor: ____-____(write name of department & number deficient)

(III) Assistant Professor: ____-____(write name of department & number)

(IV) Tutor: __-____(write name of department & number)

(b) The following faculty have not been considered even though present due to reasons mentioned hereunder:

#	Name	Department	Designation	Reason for not considering
	Nil			

(c) In view of above, resultant deficiency of faculty is 01.29% i.e., 2 out of 155

2. Deficiency of Residents is as under:

(a) The following Residents were not available: (Include those who are not available, absent, not signed attendance sheet before 11 a.m.)

(I) Senior Resident: 04 (General Surgery)

(II) Junior Resident: Nil (write name of department & number deficient)

(b) The following Residents have not been considered even though present due to reasons mentioned hereunder:

#	Name	Department	Designation	Reason for not considering
	Nil			

(c) In view of above, resultant deficiency of Residents is 04.76% (i.e., 4 out of 84)

[Signature]
16/2/16

[Signature]
16.2.16

[Signature]
16.2.16

[Signature]



MEDICAL COUNCIL OF INDIA
STANDARD INSPECTION FORM

FORM - C

On the

**Final M.B.B.S. Examination of
Rajiv Gandhi University of Health Sciences,
Bangalore**

In the subject of

GENERAL MEDICINE

held at

**A.J. Institute of Medical Sciences & Research Centre
N.H - 66, Kuntikana
Mangalore- 575 004
Karnataka**

Ujjwal Bhattacharya 6.11.16

Dr. Ujjwal Bhattacharya (Co-ordinator)

H.B. Prasad 6.11.16

Dr. H.B. Prasad

M. Ramesh Pai

Dr. M Ramesh Pai
DEAN

DEAN

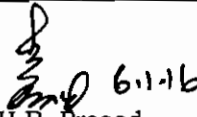
A.J. Institute of Medical Sciences & Research Centre


N.H. 66, Kuntikana, Mangalore-575004

1. **Date of Inspection** : 6th January 2016
- Names of Inspectors** :
- Dr. Ujjwal Bhattacharya
Co-Ordinator
Professor
Department of Surgery
Calcutta national Medical College
Kolkata, WestBengal
Mobile : 9831928665
Email:bhattacharya.ujjwal123@gmail.com
- Dr. H.B. Prasad
Professor
Department of General Medicine
Dr.Vaishmpayan Memorial Govt.
Medical College
Solapur, Maharashtra
Mobile: 09422308155
Email: ayush.prasad@rediffmail.com
2. **Date of last Inspection/Visitation** : 24.11.2014 & 25.11.2014
4th Renewal Inspection for Increase
Intake to 100 to 150
3. **Name of last inspectors/Visitors** :
1. Dr. Pankaj Patel, Dean & Professor of
Orthopaedics
Smt. N.H.L. Municipal Medical College,
Eills Bridge
Ahmedabad - 380 006 (Gujarat)
2. Dr. P.V. Sathyanarayana, Professor of
Biochemistry
Kakatiya Medical College
Warangal, Andhra Pradesh.
3. Dr. Devjyoty Mazumdar, Professor of
Microbiology
Govt. Medical College
Jagdalpur, Chhattissarh

Defects pointed out in the last inspection/visitation if any	Remarks by the University
NIL	Not applicable


Dr. Ujjwal Bhattacharya (Co-ordinator)


Dr. H.B. Prasad


Dr. M Ramesh Pai
DEAN DEAN 6/1/16

A.J. Institute of Medical Sciences & Research Centre
N.H. 65, Kuntikana, MANGALORE - 575 004
Karnataka, INDIA

A. Scheme of Examination

Marks allotted

1.	Theory	200 Marks
	Paper – I	100 Marks
	Paper – II	100 Marks
2.	Clinical/practical	160 Marks
3.	Oral	40 Marks
4.	IA -Theory	50 Marks
	-Practical	50 Marks
	Total	500 Marks

Minimum marks for passing the Exam:

The Theory component consists of marks obtained in University Written paper(s) & Viva-voce examination together only.


For a pass in theory, a candidate shall secure not less than 50% marks in aggregate i.e., marks obtained in University conducted written examination and Viva-voce examination added together (excluding internal assessment marks).

For a pass in practical/clinical examination, a candidate shall secure not less than 50% marks i.e., marks obtained in university practical/clinical examination (excluding internal assessment marks).

For a pass in a subject, a candidate shall secure 50% marks in aggregate (total of externals and internals) University Copy enclosed as Annexure - I

 6.1.16

Dr. Ujjwal Bhattacharya (Co-ordinator)

 6.1.16

Dr. H.B. Prasad

 6/1/16

Dr. M Ramesh Pai
DEAN

DEAN

A.J. Institute of Medical Sciences & Research Centre
N.H. 66, Kumbhari, MANGALORE-575 004
KARNATAKA, INDIA

Remarks by the Inspectors/Visitors regarding**a) Nature of the questions.**

Long essay Questions & Short Essay Questions and Short Answers.

b) Do they cover the whole filed of prescribed curriculum

Yes

c) What is the standard displayed in the answers.

Can not be commented upon as the theory answer papers are with the University.

d) What is the nature of assessment.

Central Assessment System managed by the University.

e) What is the minimum percentage necessary for passing the theory examination

50% Marks in theory including the Viva examination conducted by the University.

f) What percentage of marks obtained at periodical examinations conducted during the course is carried forwarded to the final examination.

- Yes

Internal Assessment marks out of 50 in theory and 50 in practical are carried forward to the final examination.

g) Method of assessment of examination conducted During the course of study to be clearly stated.**Internal Assessment:**


- Theory and practical examination conducted at the end of 6th Semester, 8th Semester and 9th Semester

 6.1.16

Dr. Ujjwal Bhattacharya (Co-ordinator)

 6/1/16

Dr. H.B. Prasad

 6/1/16

Dr. M Ramesh Pai
DEAN

h) How has it influenced the result at the final examination

Even if a student gets 35% internal Assessment marks for eligibility to sit for the final University Examination however to get pass in the final examination he / she has to score 50% marks of the grand total which includes the internal assessment marks.

II. Practical/clinical

**How is the practical examination conducted give details.
Does the practical cover the different branches of the subject? Yes**

General Medicine: 160 marks:

One long case	80 Marks
Two short cases	40 Marks each

Viva-Voce : 40 Marks


Viva-voce	40 Marks
-----------	----------


a) Time allotted for section.

Long Case	40 Minutes
Short Case	15 Minutes
Interaction with Examiner	20 to 30 Minutes

Viva-voce : 10 Minutes / per candidate


Dr. Ujjwal Bhattacharya (Co-ordinator)


Dr. H.B. Prasad


Dr. M Ramesh Pai
DEAN DEAN 6/1/16
A.J. Institute of Medical Sciences & Research Centre
N.H. 68, Kunthara, MANGALORE - 575 004
Kannada, KSA

b) **Examiners : Details are enclosed as Annexure - III**

	Names & qualification	Designation	Experience as examiner
Internal			
Internal Examiner 1	Dr. Balachandra A Shetty MBBS., MD (General Medicine)	Professor Dept. of General Medicine A.J. Institute of Medical Sciences & Research Centre Mangalore	10 Years
Internal Examiner 2	Dr. Nithish M Bhandary MBBS., MD (General Medicine)	Associate Professor Dept. of General Medicine A.J. Institute of Medical Sciences & Research Centre Mangalore	9 Years
External			
External Examiner 1	Dr. Sarin SM MBBS., MD (General Medicine)	Associate Professor Academy of Medical Sciences Pariyaram Kannur	1 Year
External Examiner 2	Dr. Srinivas MBBS., MD (General Medicine)	Professor Fathima Institute of Medical Sciences Andra Pradesh	8 Years

Sahait 6.1.16

Dr. Ujjwal Bhattacharya (Co-ordinator)

H.B. Prasad 6.1.16

Dr. H.B. Prasad

M Ramesh Pal 6/1/16
DEAN
DEAN

A.J. Institute of Medical Sciences & Research Centre
N.H. 66, Kuntikana, MANGALORE - 575 004
Karnataka, INDIA

**Mode & conduct of practical.
Is it in batches or otherwise.**

It is conducted in Batches. (Annexure - IV)

**c) Are there other centers where the
Examination is conducted by the same University?**

Yes

If so, where?

All Medical colleges Under Rajiv Gandhi University of Health Sciences on different dates. However, simultaneously examination is going on at two other Medical Colleges at Bangalore.

i) Do the same examiners conduct the examination in other centers too?

No.

ii) If not what steps are taken to ensure uniformity of standard.

The examination is conducted as per the guidelines laid down by Rajiv Gandhi University of Health Sciences, Bangalore (Copy enclosed as Annexure - Annexure - I)

d) Date of Examination

From 05.01.2016 to 08.01.2016
(Examination schedule enclosed as Annexure - IV)

General Medicine	General Surgery including Orthopaedics	OBG	Paediatrics
05.01.2016 to 08.01.2016			

e) Date and time when the examination was inspected.


On 06.01.2016 since 09:00 am onwards

f) Are the invigilation arrangements satisfactory?


Yes

 6/1/16

Dr. Ujjwal Bhattacharya (Co-ordinator)

 6/1/16

Dr. H.B. Prasad

 6/1/16

Dr. M Ramesh Pai
DEAN

g) No. of candidates appeared.

22 Students on 06.01.2016

h) Number & type of questions (a copy of the question paper may be attached)

20 to 30 short and direct questions regarding History, Clinical Evaluation and discussion.

i) What is the minimum percentage of required for passing.

50% pass marks in University conducted Clinical/Practical Edaminations

Clinical**1. Date of Examination.**

From 05.01.2016 to 08.01.2016

(Examination schedule enclosed as **Annexure - IV**)

General Medicine	General Surgery including Orthopaedics	OBG	Paediatrics
05.01.2016 to 08.01.2016			

2. Date & time when the examination was inspected.

On 06.01.2016 since 09:00 am onwards

3. Are the invigilation arrangements satisfactory?

Yes

4. No. of candidates appeared.


22 Candidates on the day of Inspection i.e. 06.01.2016

5. Long cases

10 (Ten) cases posted.



Dr. Ujjwal Bhattacharya (Co-ordinator)



Dr. H.B. Prasad



DEAN

DEAN

A.J. Institute of Medical Sciences & Research Centre

6/1/16

- 6. Type of cases given (list may be attached)**
List enclose as Annexure - V

- 7. Time allotted for study of the case.**

Long Case	40 Minutes
Short Case	15 Minutes each
Interaction with Examiner	20 to 30 Minutes

- 8. Nature of Discussion of case by the candidate**

Good

- 9. Time of discussion**

20 to 30 Minutes

- 10. Was the discussion fair, searching and sufficient practical?**

Yes

Short Cases

- 1. Type of cases given**


List attached - Annexure - VI


- 2. How many cases were given to each candidate?**


Short Case - 2 (Two) to each candidates

- 3. How long did examination in short cases last for each Candidate?**

10 Minutes for examination by the students in each short case.


Dr. Ujjwal Bhattacharya (Co-ordinator)


Dr. H.B. Prasad


Dr. M Ramesh Pai
DEAN
DEAN 6/1/18

4. Standard displayed by the candidates in general in the clinical part of the examination.

Good

5. How was the assessment done?

By Clinical evaluation and discussion.

6. Was it done jointly by more than one Examiner?

Yes - Two Examiners (One Internal and One External Examiner together).

7. How may marks are allotted for clinical examination?

General Medicine: 160 marks:

One long case	80 marks
Two short cases	40 Marks each

8. What is the minimum percentage for passing the clinical part?

50% of the total clinical/Practical Marks conducted by the University and total 50% marks of the Grand Total.

9. Are marks obtained in any other part of the examination added on to that obtained in the clinical examination?

Yes - Marks obtained out of 50 in the Internal Assessment practical examination are added to the marks obtained at University conducted Practical examination for final calculation of the grand total.

10. Are marks given for clinical works done in the wards added on to the marks obtained in the clinical examination?

Yes - Marks obtained out of 50 in the Internal Assessment practical examination are added to the marks obtained in University conducted Practical examination for final calculation of the grand total.

Ujjwal Bhattacharya 6.1.16

Dr. Ujjwal Bhattacharya (Co-ordinator)

H.B. Prasad 6.1.16

Dr. H.B. Prasad

M. Ramesh Pai
Dr. M Ramesh Pai
DEAN DEAN 6/1/16

11. If so, to what extent?

As mentioned in Point No. 9 and Point No. 10.

12. How has it influenced the result at the final examination?

Even if the student gets 35% marks and above for eligibility to sit for the final University examination, the student has to score atleast 50% marks of the grand total which includes the internal assessment marks.

VIVA-VOCE**1. What did it consist of
(Give extent of coverage of subject)**

It consisted of four tables i.e. 1. ECG, 2. X-rays, 3. Lab reports and Specimen and 4. Drugs and instruments.

2. How was it conducted?

4(four) examiners conducted Viva-voce individually and independently and later aggregated the marks out of 40(forty).

3. What was the standard?

Good

4. What was the nature of assessment?


Assessment done by asking students short and direct questions.


5. Was it done jointly by more than one examiner?

No.

4(four) examiners conducted Viva-voce individually and independently and later aggregated the marks out of 40(forty).


Dr. Ujjwal Bhattacharya (Co-ordinator)


Dr. H.B. Prasad


Dr. M Ramesh Pai
DEAN DEAN 6/1/16
A.J. Institute of Medical Sciences & Research Centre
K. S. CG, Kuntur, MANGALORE

6. How are the marks obtained in different parts of the examination grouped?

There were 4(four) tables having 10 (Ten) marks each and total was done out of 40(forty).

7. What is the minimum for passing in each and in the grand total?

No Individual passing mark for Viva-Voce examination. Marks obtained in Viva-Voce are added to the marks obtained in the theory examination conducted by the University. Minimum pass marks in the grand total is 50%.

**8. Results for the last three years.
Copy enclosed as Annexure - VII**

9. No. of students appeared?


**10. No. of students passed?
Annexure - VII**


Listed below – List Enclosed also

	Dec. 2012/ Jan 2013				June/July 2013			
	General Medicine	General Surgery	OBG	Paediatrics	General Medicine	General Surgery	OBG	Paediatrics
No. of Students Appeared	78	76	75	72	31	44	42	37
No. of Students Passed	71	70	68	70	31	33	32	32

	Dec. 2013/ Jan 2014				June/July 2014			
	General Medicine	General Surgery	OBG	Paediatrics	General Medicine	General Surgery	OBG	Paediatrics
No. of Students Appeared	56	62	61	55	33	39	38	31
No. of Students Passed	50	51	51	50	28	36	34	27


Dr. Ujjwal Bhattacharya (Co-ordinator)


Dr. H.B. Prasad


Dr. M Ramesh Pai
DEAN DEAN 6/1/16

A.J. Institute of Medical Sciences & Research Centre
N.H. 66, Kuntikana, MANGALORE - 575 004
Tel: 0824 25013

	Dec. 2014/ Jan 2015				June/July 2015			
	General Medicine	General Surgery	OBG	Paediatrics	General Medicine	General Surgery	OBG	Paediatrics
No. of Students Appeared	54	52	53	52	34	32	33	34
No. of Students Passed	46	44	46	46	29	24	27	25

11. Other remarks if any.

As pointed out above.

Conclusions :

Was the examination conducted satisfactorily?

- Yes – The Examination was conducted satisfactorily.

Was the standard sufficient for the M.B.B.S. examination as required by Regulations of the Medical Council of India?

- Yes

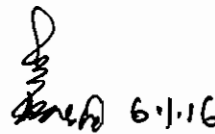
Date : 06.01.2016

Place :

Signature
(Inspectors/Visitors)



Dr. Ujjwal Bhattacharya (Co-ordinator)



Dr. H.B. Prasad



Dr. M Ramesh Pai
DEAN DEAN

6/1/16
A.J. Institute of Medical Sciences & Research Centre
N.H. 63, Kuntikana, MANGALORE - 575 004
Karnataka. INDIA



MEDICAL COUNCIL OF INDIA

STANDARD INSPECTION FORM

FORM - C

On the

Final M.B.B.S. Examination of
**Rajiv Gandhi University of Health Sciences,
Bangalore**

In the subject of


PAEDIATRICS

held at

**A.J. Institute of Medical Sciences & Research Centre
Mangalore**



Dr. Ujjwal Bhattacharya (Co-ordinator)



Dr. H.B Prasad



Dr. M. Ramesh Patil
DEAN

DEAN 6.1.16


1

A.J. Institute of Medical Sciences & Research Centre
N.H. 66, Kuntikana, MANGALORE - 575 304
Karnataka, INDIA

1. **Date of Inspection** : 6th January 2016
- Names of Inspectors** :
- Dr. Ujjwal Bhattacharya
Co-Ordinator
Professor
Department of Surgery
Calcutta national Medical College
Kolkata, WestBengal
Mobile : 9831928665
Email: bhattacharya.ujjwal123@gmail.com
- Dr. H.B. Prasad
Professor
Department of General Medicine
Dr. Vaishmpayan Memorial Govt.
Medical College
Solapur, Maharashtra
Mobile: 09422308155
Email: ayush.prasad@rediffmail.com
2. **Date of last Inspection/Visitation** : 24.11.2014 & 25.11.2014
4th Renewal Inspection for Increase
Intake to 100 to 150
3. **Name of last inspectors/Visitors** :
1. Dr. Pankaj Patel, Dean & Professor of Orthopaedics
Smt. N.H.L. Municipal Medical College,
Eills Bridge
Ahmedabad - 380 006 (Gujarat)
 2. Dr. P.V. Sathyanarayana, Professor of Biochemistry
Kakatiya Medical College
Warangal, Andhra Pradesh.
 3. Dr. Devjyoty Mazumdar, Professor of Microbiology
Govt. Medical College
Jagdarpur, Chhattissarh

Defects pointed out in the last inspection/visitation if any	Remarks by the University
NIL	Not applicable


Dr. Ujjwal Bhattacharya (Co-ordinator)


Dr. H.B. Prasad


Dr. M. Ramesh Pai
DEAN
DEAN

2

A. Scheme of Examination**Marks allotted**

1.	Theory	100 Marks (100 X 1)
2.	Clinical/practical	80 Marks
3.	Oral	20 Marks
4.	IA -Theory	25 Marks
	-Practical	25 Marks
	Total	250

Minimum marks for passing the Exam:

The Theory component consists of marks obtained in University Written paper(s) & Viva-voce examination together only.

For a pass in theory, a candidate shall secure not less than 50% marks in aggregate i.e., marks obtained in University conducted written examination and Viva-voce examination added together (excluding internal assessment marks).

For a pass in practical/clinical examination, a candidate shall secure not less than 50% marks i.e., marks obtained in university practical/clinical examination (excluding internal assessment marks).


For a pass in a subject, a candidate shall secure 50% marks in aggregate (total of externals and internals) University copy enclosed as **Annexure - I.**

 6.1.16

Dr. Ujjwal Bhattacharya (Co-ordinator)

 6.1.16

Dr. H.B Prasad


Dr. M. Ramesh Pai
DEAN

DEAN 6.1.16
A.J. Institute of Medical Sciences & Research Centre
N.H. 66, Kuntikana, MANGALORE - 575 004
Karnataka, INDIA


B. Theory

1. Theory paper Subject Time for the paper (1 copy of each of the papers may be attached). **(copy enclosed as Annexure - II)**
- No. 1 Paediatrics 3 hrs - 100 MARKS
2. **Dates on which conducted** : Paper I - 28.12.2015
3. **Where conducted** : RGUHS Examination Centre
A.J. Institute of Medical
Sciences & Research Centre,
Mangalore.
Centre code: M404
4. **Invigilation arrangements** : Satisfactory
As per Rajiv Gandhi
University of Health Sciences,
Bangalore., Regulations.
5. **No. of candidates appeared** : 94 Students
6. **Papers setters** : No information provided by
the University as it is
confidential.


Name & qualification	Designation	Experience as Examiner

a) Nature of the questions.

Long essay Questions and Short Essay Questions and Short Answers

 6.1.16

Dr. Ujjwal Bhattacharya (Co-ordinator)

 6.1.16

Dr. H.B Prasad



Dr. M. Ramesh Pai
DEAN

DEAN 6.1.16

A.J. Institute of Medical Sciences & Research Centre
N.H. 66, Kuntikana, MANGALORE - 575 004
KARNATAKA, INDIA

b) Do they cover the whole filed of prescribed curriculum

Yes

c) What is the standard displayed in the answers.

Can not be commented upon as the theory answer papers are with the University.

d) What is the nature of assessment.

Central Assessment System managed by the University

e) What is the minimum percentage necessary for passing the theory examination

50% Marks in theory including the viva examination conducted by the University.

f) What percentage of marks obtained at periodical examinations conducted during the course is carried forwarded to the final examination.

- Yes

Internal Assessment marks out of 25 in Theory and 25 in practical are carried forward to the final examination.

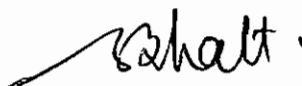
g) Method of assessment of examination conducted During the course of study to be clearly stated.

Internal Assessment:

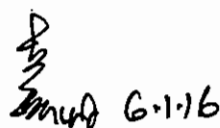
- Theory and Practical examination conducted at the end of 6th Semester, 8th Semester and 9th Semester.

h) How has it influenced the result at the final examination

Even if a student gets 35% Internal Assessment marks for eligibility to sit for the final University Examination. However to get pass in the final examination he/she has to score 50% marks of the grand total which includes the Internal Assessment Marks.



Dr. Ujjwal Bhattacharya (Co-ordinator)



Dr. H.B Prasad



Dr. M. Ramesh Pai
DEAN DEAN

II. Practical/Clinical

**How is the practical examination conducted give details.
Does the practical cover the different branches of the subject? Yes**

Paediatrics : 80 marks:

One long case	40 Marks
Two short cases	20 Marks each

a) Time allotted for section.


Long Case	40 Minutes
Short Case	15 Minutes
Interaction with Examiner	20 to 30 Minutes

Viva-voce : 10 Minutes / per candidate

b) Examiners

	Names & qualification	Designation	Experience as examiner
Internal			
Internal Examiner 1	Dr. Amitha Rao Aror MD Paediatrics	Professor Dept. of Paediatrics A.J. Institute of Medical Sciences & Research Centre Mangalore 9008836104	UG - 4 Year PG - 1 Year
Internal Examiner - 2	Dr. Rashmi Kalyanshetti MD Paediatrics	Associate Professor Dept. of Paediatrics Father Muller Medical College Mangalore	UG - 1Year


Dr. Ujjwal Bhattacharya (Co-ordinator)


Dr. H.B Prasad


Dr. M. Ramesh Pai
DEAN DEAN 6-1-16

	Names & qualification	Designation	Experience as examiner
External Examiner - 1	Dr. P.V.T. Ramesh MD Paediatrics	Associate Professor & Unit Head Dr. Pinnamaneni Siddhartha Institute of Medical Sciences & Research Gannavaram (A.P) 08676257311	Conducted: 10 Exam for UG 1 Exam PG
External Examiner - 2	Dr. Gopal Periyasamy MD Paediatrics	Professor Annapoorna Medical College & Hospital Salem Tamil Nadu- 636 308 9842794551	UG 17 year PG - 7 Year

**Mode & conduct of practical.
Is it in batches or otherwise.**

It is conducted in Batches. (Annexure - IV)

c) Are there other centers where the Examination is conducted by the same University?

Yes

If so, where?

All Medical colleges under Rajiv Gandhi University of Health Sciences on different dates. However, simultaneously examination is going on two other Medical Colleges at Bangalore.

i) Do the same examiners conduct the examination in other centers too?


No

ii) If not what steps are taken to ensure uniformity of standard.

The examination is conducted as per the guidelines laid down by Rajiv Gandhi University of Health Sciences, Bangalore (Copy enclosed a Annexure - I)



Dr. Ujjwal Bhattacharya (Co-ordinator)



Dr. H.B Prasad



Dr. M. Ramesh Pai
DEAN

DEAN 6.1.16

A.J. Institute of Medical Sciences & Research Centre
N.H. 63, Kundli, MANGALORE - 575 004

d) Date of Examination

05.01.2016 to 08.01.2016

(Examination schedule enclosed as Annexure - IV)

General Medicine	General Surgery including Orthopaedics	OBG	Paediatrics
05.01.2016 to 08.01.2016			

e) Date and time when the examination was inspected.

On 06.01.2016 since 09:00 am onwards

f) Are the invigilation arrangements satisfactory?

Yes

g) No. of candidates appeared.

25 Candidates on inspection day i.e. on 06.01.2016

h) Number & type of questions (a copy of the question paper may be attached)

20 to 30 short and direct questions regarding History, Clinical Evaluation and discussion.

i) What is the minimum percentage of required for passing.

50% pass marks in University conducted Clinical/Practical Examinations


Clinical**1. Date of Examination.**


05.01.2016 to 08.01.2016

(Examination schedule enclosed as Annexure - IV)

General Medicine	General Surgery including Orthopaedics	OBG	Paediatrics
05.01.2016 to 08.01.2016			


Dr. Ujjwal Bhattacharya (Co-ordinator)


Dr. H.B Prasad


Dr. M. Ramesh Pai
DEAN
DEAN
A.J. Institute of Medical Sciences & Research Centre
B.H. 68, KURKOP, MANGALORE - 575 001

2. Date & time when the examination was inspected.

On 06.01.2016 since 09:00 am onwards.

3. Are the invigilation arrangements satisfactory?

Yes

4. No. of candidates appeared.

25 Candidates on the day of Inspection i.e. 06.01.2016

5. Long cases

09 (Nine) cases posted

6. Type of cases given

List enclosed as Annexure - V

7. Time allotted for study of the case.

Long Case	40 Minutes
Short Case	15 Minutes each
Interaction with Examiner	20 to 30 Minutes

Viva-voce : 10 Minutes / per candidate .


8. Nature of Discussion of case by the candidate


Good.

9. Time of discussion

20 to 30 Minutes


Dr. Ujjwal Bhattacharya (Co-ordinator)


Dr. H.B Prasad


Dr. M. Ramesh Pai
DEAN

DEAN
A.J. Institute of Medical Sciences & Research Centre
B.H. GS, Kunikooda, MANGALORE - 575 004
Karnataka, INDIA

10. Was the discussion fair, searching and sufficient practical?

Yes

Short Cases**1. Type of cases given.**List enclosed as **Annexure - VI****2. How many cases were given to each candidate?**

Short Cases - 2 (Two) to each candidates

3. How long did examination in short cases last for each Candidate?

15 Minutes each was allotted for short case (Total 30 Minutes for 2(Two) short cases)

4. Standard displayed by the candidates in general in the clinical part of the examination.

Good

5. How was the assessment done?

By clinical evaluation and discussion

6. Was it done jointly by more than one Examiner?

Yes - Two Examiners (One Internal and one External Examiner together).

7. How may marks are allotted for clinical examination?**Paediatrics : 80 marks:**

One long case	40 marks
Two short cases	20 marks

Ujjwal Bhattacharya 6.1.16
Dr. Ujjwal Bhattacharya (Co-ordinator)

H.B Prasad 6.1.16
Dr. H.B Prasad

M. Ramesh Pai
Dr. M. Ramesh Pai

DEAN DEAN

A.J. Institute of Medical Sciences & Research Centre
10, H. O. S. Road, MANMANGALURU

8. What is the minimum percentage for passing the clinical part?

50% of the total clinical / Practical marks conducted by the University and total 50% marks of the Grand Total.

9. Are marks obtained in any other part of the examination added on to that obtained in the clinical examination?

- Yes

Marks obtained out of 25 in the Internal Assessment practical examination are added to the marks obtained at University conducted practical Examination for final calculation of the grand total.

10. Are marks given for clinical works done in the wards added on to the marks obtained in the clinical examination?

- Yes

Marks obtained out of 25 in the Internal Assessment practical examination are added to the marks obtained in University conducted Practical examination for final calculation of the grand total.

11. If so, to what extent?

As mentioned in point No. 9 and point no. 10.

12. How has it influenced the result at the final examination?


Even if the student gets 35% marks and above for eligibility to sit for the final University examination, the student has to score atleast 50% marks of the grand total which includes the Internal assessment marks


VIVA-VOCE**1. What did it consist of
(Give extent of coverage of subject)**

20 Marks

4 stations : 1. Nutrition, 2. X-rays, 3. Drugs and Vaccines , 4. Instruments.


Dr. Ujjwal Bhattacharya (Co-ordinator)


Dr. H.B Prasad


Dr. M. Ramesh Pai
DEAN DEAN 6.1.16

11

A.J. Institute of Medical Sciences & Research Centre
N. H. 66, Kuntikana, MANGALORE - 575 001
Karnataka, INDIA

2. How was it conducted?

4(four) examiners conducted Viva-voce individually and independently and later aggregated the marks out of 20(Twenty).

3. What was the standard?

Good

4. What was the nature of assessment?

Assessment done by asking students short and direct questions.

5. Was it done jointly by more than one examiner?

No.

4(four) examiners conducted Viva-voce individually and independently and later aggregated the marks out of 20(Twenty).

6. How are the marks obtained in different parts of the examination grouped?

4(four) examiners conducted Viva-voce individually and independently and later aggregated the marks out of 20(Twenty).

7. What is the minimum for passing in each and in the grand total?

No individual passing marks for Viva-voce examination. Marks obtained in Viva-Voce are added to the marks obtained in the Theory examination conducted by the University. Minimum pass marks in the grand total is 50%.

8. Results for the last three years.

Copy enclosed as Annexure VII

9. No. of students appeared? }

10. No. of students passed? }

Listed below - List Enclosed also
Annexure - VII

	Dec. 2012/ Jan 2013				June/July 2013			
	General Medicine	General Surgery	OBG	Paediatrics	General Medicine	General Surgery	OBG	Paediatrics
No. of Students Appeared	78	76	75	72	31	44	42	37
No. of Students Passed	71	70	68	70	31	33	32	32

S. Ujjwal 6.1.16
Dr. Ujjwal Bhattacharya (Co-ordinator)

H. B. Prasad 6.1.16
Dr. H.B Prasad

12

M. Ramesh Pai
Dr. M. Ramesh Pai

DEAN DEAN

A.J. Institute of Medical Sciences & Research Centre
M.H. CS, Kundgol, MANGALORE - 575 004
KARNATAKA, INDIA

	Dec. 2013/ Jan 2014				June/July 2014			
	General Medicine	General Surgery	OBG	Paediatrics	General Medicine	General Surgery	OBG	Paediatrics
No. of Students Appeared	56	62	61	55	33	39	38	31
No. of Students Passed	50	51	51	50	28	36	34	27

	Dec. 2014/ Jan 2015				June/July 2015			
	General Medicine	General Surgery	OBG	Paediatrics	General Medicine	General Surgery	OBG	Paediatrics
No. of Students Appeared	54	52	53	52	34	32	33	34
No. of Students Passed	46	44	46	46	29	24	27	25

11. Other remarks if any.
As pointed out above

Conclusions :


Was the examination conducted satisfactorily?


- Yes - The Examination was conducted satisfactorily

Was the standard sufficient for the M.B.B.S. examination as required by Regulations of the Medical Council of India?

- Yes


Dr. Ujjwal Bhattacharya (Co-ordinator)


Dr. H.B Prasad



Dr. M. Ramesh Pai
DEAN DEAN

A.J. Institute of Medical Sciences & Research Centre
M.H. CG, Kumbhkon, MANGALORE - 575 001
6-1-16


Date :
Place :

Signature
(Inspectors/Visitors)


Dr. Ujjwal Bhattacharya (Co-ordinator)


Dr. H.B Prasad

14


Dr. M. Ramesh Pai
DEAN DEAN 6.1.16
A.J. Institute of Medical Sciences & Research Centre
N.H. 65, Kuntikana, MANGALORE - 575 004
Karnataka, INDIA



MEDICAL COUNCIL OF INDIA
STANDARD INSPECTION FORM

FORM - C

On the

**Final M.B.B.S. Examination of
Rajiv Gandhi University of Health Sciences,
Bangalore**

In the subject of

**GENERAL SURGERY including
ORTHOPAEDICS**

held at

**A.J. Institute of Medical Sciences & Research Centre
Mangalore**



Dr. Ujjwal Bhattacharya (Co-ordinator)



Dr. H.B. Prasad



Dr. M. Ramesh Pai

DEAN

DEAN

1

A.J. Institute of Medical Sciences & Research Centre
d. H. OS, Kundgol, MANGALORE - 575 004


Kundgol, M.D.S.


1. **Date of Inspection** : 6th January 2016
- Names of Inspectors** :
- Dr. Ujjwal Bhattacharya
Co-Ordinator
Professor
Department of Surgery
Calcutta national Medical College
Kolkata, WestBengal
Mobile : 9831928665
Email:bhattacharya.ujjwal123@gmail.com
- Dr. H.B. Prasad
Professor
Department of General Medicine
Dr.Vaishmpayan Memorial Govt. Medical
College
Solapur, Maharashtra
Mobile: 09422308155
Email: ayush.prasad@rediffmail.com
2. **Date of last Inspection/Visitation** : 24.11.2014 & 25.11.2014
4th Renewal Inspection for Increase
Intake to 100 to 150
3. **Name of last inspectors/Visitors** : 1. Dr. Pankaj Patel, Dean & Professor of
Orthopaedics
Smt. N.H.L. Municipal Medical College,
Eills Bridge
Ahmedabad - 380 006 (Gujarat)
2. Dr. P.V. Sathyanarayana, Professor of
Biochemistry
Kakatiya Medical College
Warangal, Andhra Pradesh.
3. Dr. Devjyoty Mazumdar, Professor of
Microbiology
Govt. Medical College
Jagdapur, Chhattissarh

Defects pointed out in the last inspection/visitation if any	Remarks by the University
NIL	Not applicable

A. Scheme of Examination


Dr. Ujjwal Bhattacharya (Co-ordinator)


Dr. H.B. Prasad


Dr. M. Ramesh Pai
DEAN DEAN 6/1/16

Marks allotted

1.	Theory	200 Marks (100 X 2)
2.	Clinical/practical	160 Marks
3.	Oral	40
4.	IA -Theory	50 (Maximum)
	Surgery	38 Marks
	Orthopaedics	12Marks
	-Practical	50 Marks
	Surgery	38 Marks
	Orthopaedics	12 Marks
	Total	500

Minimum marks for passing the Exam:

The Theory component consists of marks obtained in University Written paper(s) & Viva-voce examination together only.


For a pass in theory, a candidate shall secure not less than 50% marks in aggregate i.e., marks obtained in University conducted written examination and Viva-voce examination added together (excluding internal assessment marks).

For a pass in practical/clinical examination, a candidate shall secure not less than 50% marks i.e., marks obtained in university practical/clinical examination (excluding internal assessment marks).

For a pass in a subject, a candidate shall secure 50% marks in aggregate (total of externals and internals) University copy enclosed as **Annexure - I**.

 6.1.16

Dr. Ujjwal Bhattacharya (Co-ordinator)

 6.1.16

Dr. H.B. Prasad



Dr. M. Ramesh Pai

DEAN DEAN


B. Theory

1. **Theory paper** **Subject** Time for the paper (1 copy of each of the papers may be attached). **(copy enclosed as Annexure - II)**
- No. 1 **Surgery - I** 3 hrs - 100 Marks
Section A
Section B
- No. 2 **Surgery - II** 3 hrs - 100 Marks
2. **Dates on which conducted** : Paper I - 19.12.2015
Paper II - 21.12.2015
3. **Where conducted** : RGUHS Examination Centre
A.J. Institute of Medical
Sciences & Research Centre,
Mangalore.
Centre code: M404
4. **Invigilation arrangements** : Satisfactory
As per Rajiv Gandhi
University of Health Sciences,
Bangalore., Regulations.
5. **No. of candidates appeared** : 93 Students
6. **Papers setters** : No information provided by
the University as it is
confidential.

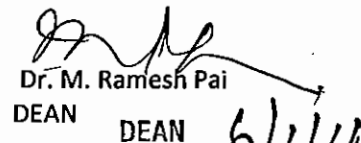
Name & qualification	Designation	Experience as Examiner

 6.1.16

Dr. Ujjwal Bhattacharya (Co-ordinator)

 6.1.16

Dr. H.B. Prasad

 6/1/16

Dr. M. Ramesh Pai

DEAN DEAN

A.J. Institute of Medical Sciences & Research Centre
N.H. 63, Kuntikana, MANGALORE - 575 804
Karnataka, INDIA

Remarks by the Inspectors/Visitors regarding**a) Nature of the questions.**

Long essay Questions and Short Essay Questions and Short Answers

b) Do they cover the whole filed of prescribed curriculum

Yes

c) What is the standard displayed in the answers.

Can not be commented upon as the theory answer papers are with the University.

d) What is the nature of assessment.

Central Assessment System managed by the University.

e) What is the minimum percentage necessary for passing the theory examination


50% Marks in theory including marks in the viva examination conducted by the University.


f) What percentage of marks obtained at periodical examinations conducted during the course is carried forwarded to the final examination.

- Yes

Internal Assessment marks out of 50 in Theory and 50 in practical are carried forward to the final examination.


Dr. Ujjwal Bhattacharya (Co-ordinator)


Dr. H.B. Prasad


Dr. M. Ramesh Pai
DEAN DEAN 6/1/16

- g) **Method of assessment of examination conducted During the course of study to be clearly stated.**

Internal Assessment:

- Theory and Practical examination conducted at the end of 6th Semester, 8th Semester and 9th Semester.

- h) **How has it influenced the result at the final examination**

Even if a student gets 35% Internal Assessment marks for eligibility to sit for the final University Examination. However to get pass in the final examination he/she has to score 50% marks of the grand total which includes the Internal Assessment Marks.

II. Practical/Clinical

**How is the practical examination conducted give details.
Does the practical cover the different branches of the subject? Yes**

Surgery: 120 Marks:

One long case	60 Marks
Two short cases	30 Marks each


Orthopaedics: 40 Marks


Two short cases	20 Marks each
-----------------	---------------

Viva-Voce : 40 Marks

Surgery	30 Marks
Orthopaedics	10 Marks each


Dr. Ujjwal Bhattacharya (Co-ordinator)


Dr. H.B. Prasad


Dr. M. Ramesh Pai
DEAN DEAN

A.J. Institute of Medical Sciences & Research Centre
N.H. 66, Kuntikana, MANGALORE - 575 001
Karnataka, INDIA

a) **Time allotted for section.**

Long Case	40 Minutes
Short Case	15 Minutes each
Interaction with Examiner	20 to 30 Minutes


Viva-voce : 10 Minutes / per candidate

b) **Examiners : General Surgery – Annexure - III**


	Names & qualification	Designation	Experience as examiner
Internal			
Internal Examiner 1	Dr. Hanumanthappa B MBBS., MS (General Surgery)	Professor Dept. of General Surgery A.J Institute of Medical Sciences & Research Centre Mangalore	11 Years
Internal Examiner 2	Dr. Raikar R N MBBS., MS (General Surgery)	Assistant Professor Dept. of General Surgery Shimoga Institute of Medical Sciences Shimoga	3 Years

 6.1.16

Dr. Ujjwal Bhattacharya (Co-ordinator)

 6.1.16

Dr. H.B. Prasad

 6.1.16

Dr. M. Ramesh Pai
DEAN DEAN

A.J. Institute of Medical Sciences & Research Centre
H.H. BS, Kuntikanz, MANGALORE - 575 004
Karnataka, INDIA

External	Names & qualification	Designation	Experience as examiner
External Examiner 1	Dr. Arunachalum U MBBS., MS (General Surgery)	Professor Dept. of Surgery Sree Mukambike Medical College Kanyakumari 09843112033	9 Years
External Examiner 2	Dr. K. Manohar MBBS., MS (General Surgery)	Professor S.V. Medical College Tirupati (AP) Pin 517 507	8 Years

Orthopaedics:

	Names & qualification	Designation	Experience as examiner
Internal			
Internal Examiner 1	Dr. Shridhar Shetty MBBS., MS (Orthopaedics)	Professor Dept. of Orthopaedics A.J Institute of Medical Sciences & Research Centre Mangalore	09 Years
External			
External Examiner 1	Dr. Anup Kumar MBBS., MS (Orthopaedics)	Associate Professor & HOD Dept. of Orthopaedics All India Institute of Medical Sciences Patna - 801 505	6 Years

 6.1.16

Dr. Ujjwal Bhattacharya (Co-ordinator)

 6.1.16

Dr. H.B. Prasad



Dr. M. Ramesh Pai

DEAN

DEAN

6/1/16

A.J. Institute of Medical Sciences & Research Centre

N.H. 66, Kuntikana, MANGALORE - 575 004

Karnataka, INDIA

**Mode & conduct of practical.
Is it in batches or otherwise.**

It is conducted in Batches. (Annexure - IV)

**c) Are there other centers where the
Examination is conducted by the same University?**

Yes

If so, where?

All Medical colleges under Rajiv Gandhi University of Health Sciences on different dates. However, simultaneously examination is going on two other Medical Colleges at Bangalore.

i) Do the same examiners conduct the examination in other centers too?

No

ii) If not what steps are taken to ensure uniformity of standard.

The examination is conducted as per the guidelines laid down by Rajiv Gandhi University of Health Sciences, Bangalore (Copy enclosed a Annexure - I)

d) Date of Examination


05.01.2016 to 08.01.2016
(Examination schedule enclosed as Annexure - IV)

General Medicine	General Surgery including Orthopaedics	OBG	Paediatrics
05.01.2016 to 08.01.2016			

e) Date and time when the examination was inspected.

On 06.01.2016 since 09:00 am onwards


Dr. Ujjwal Bhattacharya (Co-ordinator)


Dr. H.B. Prasad


Dr. M. Ramesh Pai

DEAN

DEAN

A.J. Institute of Medical Sciences & Research Centre
N.H. 65, Kuntikana, MANGALORE - 575 004
Karnataka, INDIA

f) Are the invigilation arrangements satisfactory?

Yes

g) No. of candidates appeared.

23 Candidates on 06.01.2016

h) Number & type of questions (a copy of the question paper may be attached)

20 to 30 short and direct questions regarding History, Clinical Evaluation and discussion.

i) What is the minimum percentage of required for passing.

50% pass marks in University conducted Clinical/Practical Examinations

Clinical**1. Date of Examination.**

05.01.2016 to 08.01.2016

(Examination schedule enclosed as **Annexure - IV**)

General Medicine	General Surgery including Orthopaedics	OBG	Paediatrics
05.01.2016 to 08.01.2016			

2. Date & time when the examination was inspected.

On 06.01.2016 since 09:00 am onwards.


3. Are the invigilation arrangements satisfactory?


Yes

4. No. of candidates appeared.

23 Candidates on the day of Inspection i.e. 06.01.2016


Dr. Ujjwal Bhattacharya (Co-ordinator)


Dr. H.B. Prasad


Dr. M. Ramesh Patil
DEAN DEAN
A.J. Institute of Medical Sciences & Research Cent.
N.H. 69, Kuntikana, MANGALORE - 575 001
Karnataka, INDIA

5. Long cases

10 (Ten) cases posted

6. Type of cases given (list may be attached)List enclosed as Annexure - V**7. Time allotted for study of the case.**

Long Case	40 Minutes
Short Case	15 Minutes each
Interaction with Examiner	20 to 30 Minutes

8. Nature of Discussion of case by the candidate

Good

9. Time of discussion


20 to 30 Minutes

10. Was the discussion fair, searching and sufficient practical?


Yes

Short Cases**1. Type of cases given**List enclosed as Annexure - VI


Dr. Ujjwal Bhattacharya (Co-ordinator)



Dr. H.B. Prasad


Dr. M. Ramesh Pai
DEAN DEAN

2. How many cases were given to each candidate?**Surgery:**

Short Cases – 2 (Two) to each candidates

Orthopaedics:

Short Cases – 2 (Two) to each candidates

3. How long did examination in short cases last for each Candidate?

10 Minutes for examination by the students in each short case.

4. Standard displayed by the candidates in general in the clinical part of the examination.

Good

5. How was the assessment done?

By clinical evaluation and discussion.

6. Was it done jointly by more than one Examiner?

Yes – Two Examiners (One Internal and one External Examiner together).

7. How may marks are allotted for clinical examination?**Surgery: 120 marks:**


One long case	60 marks
Two short cases	30 marks each

Orthopedics: 40 Marks

Two short cases	20 Marks each
-----------------	---------------



Dr. Ujjwal Bhattacharya (Co-ordinator)



Dr. H.B. Prasad



Dr. M. Ramesh Pai

DEAN

DEAN

A.J. Institute of Medical Sciences & Research Centre

N.H. 66, Kuntikana, MANGALORE - 575 001

Karnataka, INDIA

8. What is the minimum percentage for passing the clinical part?

50% of the total clinical / Practical marks conducted by the University and total 50% marks of the Grand Total.

9. Are marks obtained in any other part of the examination added on to that obtained in the clinical examination?

- Yes

Marks obtained out of 50 in the Internal Assessment practical examination are added to the marks obtained at University conducted practical Examination for final calculation of the grand total.

10. Are marks given for clinical works done in the wards added on to the marks obtained in the clinical examination?

- Yes

Marks obtained out of 50 in the Internal Assessment practical examination are added to the marks obtained in University conducted Practical examination for final calculation of the grand total.

11. If so, to what extent?

As mentioned in point No. 9 and point no. 10.

12. How has it influenced the result at the final examination?

Even if the student gets 35% marks and above for eligibility to sit for the final University examination, the student has to score atleast 50% marks of the grand total which includes the Internal assessment marks

 6.11.16

Dr. Ujjwal Bhattacharya (Co-ordinator)

 6.11.16

Dr. H.B. Prasad



Dr. M. Ramesh Pai
DEAN DEAN

6/11/16
A.J. Institute of Medical Sciences & Research Centre
N.H. 66, Kuntikana, MANGALORE - 575 001
Kerala, INDIA

VIVA-VOCE**1. What did it consist of
(Give extent of coverage of subject)**

Surgery :

1. X-rays, 2. Instruments, 3. Operative Surgery & 4. Specimens.

Orthopaedics:

1. X-ray, 2. Appliances, 3. Instruments & 4. Plain Viva

Viva-Voce Examination	: 40 Marks
Surgery	: 30 Marks
Orthopaedics	: 10 Marks

2. How was it conducted?

4(four) Surgery examiners and 2(Two) Orthopaedics Examiners conducted Viva-voce individually and independently and later aggregated the marks out of 40 (Surgery 30 Marks+ Orthopaedics 10 Marks).

3. What was the standard?

Good

4. What was the nature of assessment?

Assessment done by asking students short and direct questions.

5. Was it done jointly by more than one examiner?


No.


4(four) Surgery examiners and 2(Two) Orthopaedics Examiners conducted Viva-voce individually and independently and later aggregated the marks out of 40 (Surgery 30 Marks+ Orthopaedics 10 Marks).

6. How are the marks obtained in different parts of the examination grouped?

There were 4 tables in surgery and 2 tables in Orthopaedics for total 40 Marks in Viva-voce.

 6.1.16
Dr. Ujjwal Bhattacharya (Co-ordinator)

 6.1.16
Dr. H.B. Prasad


Dr. M. Ramesh Pai
DEAN DEAN 6/1/16

7. What is the minimum for passing in each and in the grand total?

No individual passing marks for Viva-voce examination. Marks obtained in Viva-Voce are added to the marks obtained in the theoretical examination conducted by the University. Minimum pass marks in the grand total is 50%.

**8. Results for the last three years.
Copy enclosed as Annexure VII**

9. No. of students appeared?

**Listed below - List Enclosed also
Annexure - VII**

10. No. of students passed?

	Dec. 2012/ Jan 2013				June/July 2013			
	General Medicine	General Surgery	OBG	Paediatrics	General Medicine	General Surgery	OBG	Paediatrics
No. of Students Appeared	78	76	75	72	31	44	42	37
No. of Students Passed	71	70	68	70	31	33	32	32

	Dec. 2013/ Jan 2014				June/July 2014			
	General Medicine	General Surgery	OBG	Paediatrics	General Medicine	General Surgery	OBG	Paediatrics
No. of Students Appeared	56	62	61	55	33	39	38	31
No. of Students Passed	50	51	51	50	28	36	34	27

Ujjwal Bhattacharya 6.1.16

Dr. Ujjwal Bhattacharya (Co-ordinator)

H.B. Prasad 6.1.16

Dr. H.B. Prasad

M. Ramesh Patil
DEAN DEAN 6/1/16

A.J. Institute of Medical Sciences & Research
H. B. G. Kumbhari, MARVELOR, ...

	Dec. 2014/ Jan 2015				June/July 2015			
	General Medicine	General Surgery	OBG	Paediatrics	General Medicine	General Surgery	OBG	Paediatrics
No. of Students Appeared	54	52	53	52	34	32	33	34
No. of Students Passed	46	44	46	46	29	24	27	25

11. Other remarks if any.

As pointed out above

Conclusions :**Was the examination conducted satisfactorily?**

- Yes – The Examination was conducted satisfactorily

Was the standard sufficient for the M.B.B.S. examination as required by Regulations of the Medical Council of India?


- Yes

Date : 06.01.2016

Place : Mangalore

Signature
(Inspectors/Visitors)


Dr. Ujjwal Bhattacharya (Co-ordinator)


Dr. H.B. Prasad


Dr. M. Ramesh Pai
DEAN DEAN

A.J. Institute of Medical Sciences & Research
W. G. Kumbhkar, MANGALORE
6/1/16



MEDICAL COUNCIL OF INDIA

STANDARD INSPECTION FORM

FORM - C

On the

**Final M.B.B.S. Examination of
Rajiv Gandhi University of Health Sciences,
Bangalore**

In the subject of

OBSTETRICS AND GYNAECOLOGY

held at

**A.J. Institute of Medical Sciences & Research Centre
Mangalore**

Ujjwal Bhattacharya 6.1.16

Dr. Ujjwal Bhattacharya (Co-ordinator)

H.B. Prasad 6.1.16

Dr. H.B. Prasad

M. Ramesh Pai
Dean

Dean

DEAN

6.1.16


1

A.J. Institute of Medical Sciences & Research Centre
N.H. 38, Kankesan, MANGALORE - 575 004

1. **Date of Inspection** : 6th January 2016
- Names of Inspectors** : Dr. Ujjwal Bhattacharya
Co-Ordinator
Professor
Department of Surgery
Calcutta national Medical College
Kolkata, WestBengal
Mobile : 9831928665
Email:bhattacharya.ujjwal123@gmail.com
- Dr. H.B. Prasad
Professor
Department of General Medicine
Dr.Vaishampayan Memorial Govt. Medical
College
Solapur, Maharashtra
Mobile: 09422308155
Email: ayush.prasad@rediffmail.com
2. **Date of last Inspection/Visitation** :24.11.2014 & 25.11.2014
4th Renewal Inspection for Increase
Intake from 100 to 150
3. **Name of last inspectors/Visitors** : 1. Dr. Pankaj Patel, Dean & Professor of
Orthopaedics
Smt. N.H.L. Municipal Medical College,
Eills Bridge
Ahmedabad – 380 006 (Gujarat)
2. Dr. P.V. Sathyanarayana, Professor of
Biochemistry
Kakatiya Medical College
Warangal, Andhra Pradesh.
3. Dr. Devjyoty Mazumdar, Professor of
Microbiology
Govt. Medical College
Jagdapur, Chhattissarh

Defects pointed out in the last inspection/visitation if any	Remarks by the University
NIL	Not applicable


6.1.16
Dr. Ujjwal Bhattacharya (Co-ordinator)


6.1.16
Dr. H.B. Prasad


Dr. M. Ramesh Pai
Dean

2

DEAN 6.1.16
A.J. Institute of Medical Sciences & Research Centre
W.H. CC, Kumbhodes, MANGALORE-575 004

A. Scheme of Examination

Marks allotted

1.	Theory	200 Marks (100 X 2)
2.	Clinical/practical	160 Marks
3.	Oral	40 Marks
4.	IA -Theory	50 Marks
	-Practical	50 Marks
	Total	500

Minimum marks for passing the Exam:

The Theory component consists of marks obtained in University Written paper(s) & Viva-voce examination together only.

For a pass in theory, a candidate shall secure not less than 50% marks in aggregate i.e., marks obtained in University conducted written examination and Viva-voce examination added together (excluding internal assessment marks).

For a pass in practical/clinical examination, a candidate shall secure not less than 50% marks i.e., marks obtained in university practical/clinical examination (excluding internal assessment marks).

For a pass in a subject, a candidate shall secure 50% marks in aggregate (total of externals and internals) University copy enclosed as **Annexure - I.**

Ujjwal
6.1.16
Dr. Ujjwal Bhattacharya (Co-ordinator)

H.B. Prasad
6.1.16
Dr. H.B. Prasad

M. Ramesh Pal
Dr. M. Ramesh Pal
Dean

3

DEAN 6.1.16
A.J. Institute of Medical Sciences & Research Centre
N.H. 63, Kuntikana, MANGALORE - 575 004
Karnataka, INDIA

Remarks by the Inspectors/Visitors regarding**a) Nature of the questions.**

Long essay Questions and Short Essay Questions and Short Answers .

b) Do they cover the whole filed of prescribed curriculum

Yes

c) What is the standard displayed in the answers.

Can not be commented upon as the theory answer papers are with the University.

d) What is the nature of assessment.

Central Assessment System managed by the University

e) What is the minimum percentage necessary for passing the theory examination

50% Marks in theory including the viva examination conducted by the University.


f) What percentage of marks obtained at periodical examinations conducted during the course is carried forwarded to the final examination.

- Yes

Internal Assessment marks out of 50 in Theory and 50 in practical are carried forward to the final examination.



Dr. Ujjwal Bhattacharya (Co-ordinator)



Dr. H.B. Prasad



Dean

DEAN 6.1.16

A.J. Institute of Medical Sciences & Research Centre
N.H. 63, Kuntikana, MANGALORE - 575 004
Karnataka, INDIA

- g) **Method of assessment of examination conducted During the course of study to be clearly stated.**

Internal Assessment:

- Theory and Practical examination conducted at the end of 6th Semester, 8th Semester and 9th Semester.

- h) **How has it influenced the result at the final examination**

Even if a student gets 35% Internal Assessment marks for eligibility to sit for the final University Examination. However to pass in the final examination he / she has to score 50% marks of the grand total which includes the Internal Assessment Marks.

II. Practical/clinical

How is the practical examination conducted give details.
Does the practical cover the different branches of the subject? Yes

OBG : 160 marks:

One Long Case Obstetries	80 Marks
One Long Case Gynaecology	80 Marks


- a) **Time allotted for section.**

Long Case	40 Minutes
Interaction with Examiner	20 to 30 Minutes


Viva-voce : 10 Minutes / per candidate


6.1.16

Dr. Ujjwal Bhattacharya (Co-ordinator)


6.1.16

Dr. H.B. Prasad


6.1.16
Dean


Dean

DEAN


A.J. Institute of Medical Sciences & Research Centre
N.H. 63, Kunturka, MANGALORE - 575 004
KARNATAKA, INDIA

b) Examiners


	Names & qualification	Designation	Experience as examiner
Internal			
Internal Examiner 1	Dr. Vatsala Kamath MBBS., MD (OBG), DGO	Professor Dept. of OBG A.J. Institute of Medical Sciences & Research Centre Mangalore	16 Years
Internal Examiner 2	Dr. Pradeep Ganiga MBBS., MS (OBG)	Professor Dept. of OBG A.J. Institute of Medical Sciences & Research Centre Mangalore	8 Years
External			
External Examiner 1	Dr. Amith Ray MBBS., MS (OBG)	Associate Professor Dept. of OBG PES Institute of Medical Sciences Kuppam Andra Pradesh - 517 425	9 Years
External Examiner 2	Dr. Ajith A Nagavenkar MBBS., MS (OBG)	Associate Professor Dept. of OBG/GYN Goa Medical College Goa	10 Years


6.1.16

Dr. Ujjwal Bhattacharya (Co-ordinator)


6.1.16

Dr. H.B. Prasad


6.1.16

Dr. M. Ramesh Pai
Dean

DEAN 6.1.16

A.J. Institute of Medical Sciences & Research Centre
H.H. 03, Kuntikana, MANGALORE - 575 004
Karnataka, INDIA

**Mode & conduct of practical.
Is it in batches or otherwise.**

It is conducted in Batches. (**Annexure - IV**)

**c) Are there other centers where the
Examination is conducted by the same University?**

Yes

If so, where?

All Medical colleges under Rajiv Gandhi University of Health Sciences on different dates. However, simultaneously examination is going on two other Medical Colleges at Bangalore.

i) Do the same examiners conduct the examination in other centers too?

No

ii) If not what steps are taken to ensure uniformity of standard.

The examination is conducted as per the guidelines laid down by Rajiv Gandhi University of Health Sciences, Bangalore (Copy enclosed a Annexure - I)

d) Date of Examination

05.01.2016 to 08.01.2016

(**Examination schedule enclosed as Annexure - IV**)


General Medicine	General Surgery including Orthopaedics	OBG	Paediatrics
05.01.2016 to 08.01.2016			

e) Date and time when the examination was inspected.


On 06.01.2016 since 09:00 am onwards


6.1.16

Dr. Ujjwal Bhattacharya (Co-ordinator)


6.1.16

Dr. H.B. Prasad


Dean

Dean

DEAN

A.J. Institute of Medical Sciences & Research Centre
N.H. GS, Kuntikana, MANGALORE - 575 001
Karnataka, INDIA.

f) Are the invigilation arrangements satisfactory?

Yes

g) No. of candidates appeared.

23 Candidates on 06.01.2016

h) Number & type of questions (a copy of the question paper may be attached)

20 to 30 short and direct questions regarding History, Clinical Evaluation and discussion.

i) What is the minimum percentage of required for passing.

50% pass marks in University conducted Clinical/Practical Examinations

Clinical**1. Date of Examination.**

05.01.2016 to 08.01.2016

(Examination schedule enclosed as **Annexure – IV**)

General Medicine	General Surgery including Orthopaedics	OBG	Paediatrics
05.01.2016 to 08.01.2016			

2. Date & time when the examination was inspected.

On 06.01.2016 since 09:00 am onwards.

3. Are the invigilation arrangements satisfactory?

Yes

Ujjwal Bhattacharya
6.1.16

Dr. Ujjwal Bhattacharya (Co-ordinator)

H.B. Prasad
6.1.16

Dr. H.B. Prasad

M. Ramesh Prasad
6.1.16

Dr. M. Ramesh Prasad
Dean

DEAN 6.1.16

A.J. Institute of Medical Sciences & Research Centre
N.H. 68, Kuntikana, MANGALORE - 575 004
Karnataka, INDIA

4. No. of candidates appeared.

23 Candidates on the day of Inspection i.e. 06.01.2016

5. Long cases 20 (10 Obstetrics + 10 Gynaecology)

10 (Ten) cases posted

6. Type of cases given (list may be attached)List enclosed as **Annexure - V****7. Time allotted for study of the case.**

Long Case	40 Minutes
Interaction with Examiner	20 to 30 Minutes

Viva-voce : 10 Minutes / per candidate

8. Nature of Discussion of case by the candidate


Good

9. Time of discussion

20 to 30 Minutes.

10. Was the discussion fair, searching and sufficient practical?

Yes



Dr. Ujjwal Bhattacharya (Co-ordinator)



Dr. H.B. Prasad


Dr. M. Ramesh Pai
Dean

DEAN 6.1.16

10

Short Cases**1. Type of cases given**

As per University Clinical/Practical Examination schedule short cases not allotted.

2. How many cases were given to each candidate?

Long Case – 2 (Two)

3. How long did examination in short cases last for each Candidate?

NA

4. Standard displayed by the candidates in general in the clinical part of the examination.

NA

5. How was the assessment done?

NA

6. Was it done jointly by more than one Examiner?

NA

7. How may marks are allotted for clinical examination?

OBG: 160 marks:

Two long case	80 marks each
Viva-Voce	40 Marks

8. What is the minimum percentage for passing the clinical part?

50% of the total clinical / Practical marks conducted by the University and total 50% marks of the Grand Total.

Ujjwal Bhattacharya
6.1.16

Dr. Ujjwal Bhattacharya (Co-ordinator)

H.B. Prasad
6.1.16

Dr. H.B. Prasad

M. Ramesh Rai
6.1.16

Dr. M. Ramesh Rai
Dean

DEAN 6.1.16

A.J. Institute of Medical Sciences & Research Centre
N.H. 68, Kuntikana, MANGALORE - 575 001
Karnataka, INDIA

9. Are marks obtained in any other part of the examination added on to that obtained in the clinical examination?

- Yes

Marks obtained out of 50 in the Internal Assessment practical examination are added to the marks obtained at University conducted practical Examination for final calculation of the grand total.

10. Are marks given for clinical works done in the wards added on to the marks obtained in the clinical examination?

- Yes

Marks obtained out of 50 in the Internal Assessment practical examination are added to the marks obtained in University conducted Practical examination for final calculation of the grand total.

11. If so, to what extent?

As mentioned in point No. 9 and point no. 10.

12. How has it influenced the result at the final examination?

Even if the student gets 35% marks and above for eligibility to sit for the final University examination, the student has to score atleast 50% marks of the grand total which includes the Internal assessment marks

VIVA-VOCE

**1. What did it consist of
(Give extent of coverage of subject)**


Components are : 1. Instruments 2. Specimen, 3. Dummy & Pelvis, 4. Family Planning, 5. X-ray, USG, 6. Record of delivery cases - 40 Marks


2. How was it conducted?


4(four) examiners conducted Viva-voce individually and independently and later aggregated the marks out of 40(forty).

3. What was the standard?

Good


Dr. Ujjwal Bhattacharya (Co-ordinator)


Dr. H.B. Prasad


Dr. M. Ramesh Pai
Dean

4. What was the nature of assessment?

Assessment done by asking students short and direct questions.

5. Was it done jointly by more than one examiner?

No.

4(four) examiners conducted Viva-voce individually and independently and later aggregated the marks out of 40(forty).

6. How are the marks obtained in different parts of the examination grouped?

There were 4 (Four) tables having 10 (Ten) marks each and total was done out of 40 (forty). 4 tables covered all the six components of viva-voce examination.

7. What is the minimum for passing in each and in the grand total?

No individual passing marks for Viva-voce examination. Marks obtained in Viva-Voce are added to the marks obtained in the theory examination conducted by the University. Minimum pass marks in the grand total is 50%.

8. Results for the last three years.

Copy enclosed as Annexure VII

9. No. of students appeared?

Listed below – List Enclosed also
Annexure - VII

10. No. of students passed?


	Dec. 2012/ Jan 2013				June/July 2013			
	General Medicine	General Surgery	OBG	Paediatrics	General Medicine	General Surgery	OBG	Paediatrics
No. of Students Appeared	78	76	75	72	31	44	42	37
No. of Students Passed	71	70	68	70	31	33	32	32


6.1.16

Dr. Ujjwal Bhattacharya (Co-ordinator)


6.1.16

Dr. H.B. Prasad


6.1.16
Dean

Dean

DEAN

A.J. Institute of Medical Sciences & Research Cent.
N.H. 66, Kuntikana, MANGALORE - 575 004
Karnataka, INDIA

	Dec. 2013/ Jan 2014				June/July 2014			
	General Medicine	General Surgery	OBG	Paediatrics	General Medicine	General Surgery	OBG	Paediatrics
No. of Students Appeared	56	62	61	55	33	39	38	31
No. of Students Passed	50	51	51	50	28	36	34	27

	Dec. 2014/ Jan 2015				June/July 2015			
	General Medicine	General Surgery	OBG	Paediatrics	General Medicine	General Surgery	OBG	Paediatrics
No. of Students Appeared	54	52	53	52	34	32	33	34
No. of Students Passed	46	44	46	46	29	24	27	25

11. Other remarks if any.

As pointed out above

Conclusions :

Was the examination conducted satisfactorily?

- Yes – The Examination was conducted satisfactorily

Was the standard sufficient for the M.B.B.S. examination as required by Regulations of the Medical Council of India?

- Yes

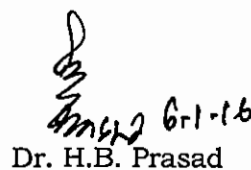
Date : 06.01.2016

Place : Mangalore

Signature
(Inspectors/Visitors)


6.1.16

Dr. Ujjwal Bhattacharya (Co-ordinator)


6.1.16

Dr. H.B. Prasad


6.1.16

Dr. M. Ramesh Rai
Dean

DEAN
A.J. Institute of Medical Sciences & Research Centre
N.H. 66, Kuntikava, MANGALORE - 575 004
Karnataka. INDIA

List of Enclosed Annexure

Annexure	Particulars
Annexure - I	University Notification for passing criteria.
Annexure - II	University Theory Question Papers
Annexure - III	All University appointed examiners Bio-Data
Annexure - IV	Batchwise Practical & Viva-Voce Time - Table - Final MBBS
Annexure - V	List of Long Cases
Annexure - VI	List of Short Cases
Annexure - VII	Result sheet - last 3 years
Annexure - VIII	Examiners University appointment Orders
Annexure - IX	Students Attendance Sheet - Practical
Annexure - X	Students Attendance Sheet - Theory
Annexure - XI	University Blank Final year Marks tabulation Sheet.

Sahatt
6.1.16

S. S. S.
6-1-16

M. S. S.
DEAN
A.J. Institute of Medical Sciences & Research Centre
N.H. 66, Kuntikana, MANGALORE 575 004
Karnataka, INDIA