

STANDARD ASSESSMENT FORM FOR PG COURSES YEAR 2019-20

(Report in this SAF prescribed for the year 2019-20 will only be accepted)

SUBJECT -FORENSIC MEDICINE**INSTRUCTIONS TO DEANS & ASSESSORS**

1. Please read the SAF carefully before filling it up. Retrospective changes in Data will not be allowed.
2. Do not use Annexures. All information should be provided in SAF at appropriate place earmarked. No Annexures will be considered.
3. Experience details should be supported by experience certificate from competent authority (from the place of work) without which it will not be considered.
4. Don't add, alter or delete any column of SAF.
5. In case of DNB qualification name of the hospital/institution from where DNB training was done and year of passing must be provided. Simply saying National Board of Examination, New Delhi is not enough. Without these details DNB qualification holder will be summarily rejected.
6. Experience of defence service must be supported by certificate from the competent authority of the office of DGAFMS without which it will not be considered.

Dean will be responsible for filling all columns and signing at appropriate places.

If promotion is after cut-off date (i.e. after 21/07/2013 for Professor & 21/07/2014 for Associate Professor) or benefit of publications is given in promotion before cut-off date, give the list of publications immediately below the name of faculty in this format: Title of Paper, Authors, Citation of Journal, details of Indexing. Photocopies of published articles should also be submitted without which they will not be considered. Give details of **only** original research articles; Case reports, Review articles and Abstracts will not be considered and should not be included.

9. No abbreviations of the name of Medical College in the Faculty List and Declaration Forms are acceptable

INSTRUCTIONS TO ASSESSORS: Please ensure that only original research papers published in indexed print journals are included in the list. Remaining entries, if included, should be struck off.


10. Assessor may give any relevant remarks not shown in the assessment report on the page marked "Remarks of Assessor". No separate confidential letter should be sent.
11. Count only those faculty & Residents who have signed in attendance sheet before 11:00 a.m. and are present for subsequent verification and are found eligible on verification and also those who are on MCI permitted leave and MCI or Court duty. Do not forget to obtain signature of faculty and residents/senior residents in faculty table in appropriate column.



PRINCIPAL

Adichunchanagiri Institute of Medical Sciences
Balagangadaranatha Nager - 571 448,
Nagamangala Tq., Mandya Dist.
Karnataka

Signature of Dean



Signature of Assessor

Received a copy of
SAF- Forensic medicine Department
- PRINCIPAL
Adichunchanagiri Institute of Medical Sciences
Balagangadaranatha Nager - 571 448,
Nagamangala Tq., Mandya Dist.
Karnataka.

**STANDARD ASSESSMENT FORM FOR POSTGRADUATE COURSES
(FORENSIC MEDICINE)**

1. Name of Institution: **ADICHUNCHANAGIRI INSTITUTE OF MEDICAL SCIENCES**

MCI Reference No.:MCI-PGAssessment/MCI(PG)/50(22)/2018-Med.//. Dated.29.06.2018

2. Particulars of the Assessor:-

Assessment Date: 02.07.2018

<p>Name : Dr.Sachidananda Mohanty Designation: Professor Specialty: Forensic Medicine and Toxicology Name & Address of Institute/College MKCG Medical College, Berhampur, Dist.Gamjam, Berhampur-700004, Odisha</p>	<p>Residential Address (with Pin Code) QR no-4R/3, medical college campus, Berhampur, Dist.Gamjam, Berhampur-700004, Odisha Phone .(Off) -06802292201 (Resi.)-06802292464 (Fax)..... Mobile No: 9437260015 E-mail:sachimohanty@rediffmail.com, sachimohanty69@yahoo.in</p>
---------------------------------------------------------------------------------------------------------------------------------------------------------------------------------------------------------------------------------------------	------------------------------------------------------------------------------------------------------------------------------------------------------------------------------------------------------------------------------------------------------------------------------------------------------------------

3. **(Institutional Information)**

A). **Particulars of college**

Item	College	Chairman/ Health Secretary	Director/ Dean/ Principal	Medical Superintendent
Name	Adichunchanagiri Institute of Medical Sciences	Sri Sri Sri Dr.Nirmalanandanatha Mahaswamiji	Dr.M.G.Shivaramu	Dr.T.M.Manohar
Address	Balagangadharanatha Nagara-571 448, Nagamangala Taluk, Mandya District	President Sri Adichunchanagiri Shikshana Trust®, Sri Adichunchanagiri Kshethra, Nagamangala Taluk, Mandya District	Principal Adichunchanagiri Institute of Medical Sciences, Balagangadharanatha Nagara-571448, Nagamangala Taluk, Mandya District	Medical Superintendent, Adichunchanagiri Hospital and Research Centre, Balagangadharanatha Nagara-571 448, Nagamangala Taluk, Mandya District
State	Karnataka	Karnataka	Karnataka	Karnataka
Pin Code	571 448	571 448	571 448	571 448
Phone (Off) (Res) (Fax)	08234-287433 08234-287424 (Fax)		08234-287433 08234-287424 (Fax)	08234-287755 08234-287424 (Fax)
Mobile No.		9945513469	9886367471 / 9663927257	9845776090
E.mail:	123aims@gmail.com	nirmalbgs@gmail.com	123aims@gmail.com mgshivaramu@gmail.com	drmanohar55@gmail.com

B). **Particulars of Affiliated University**

Item	University	Vice Chancellor	Registrar
Name	Adi Chunchanagiri University	Dr.Chandrashekar Shetty	Dr.C.K.Subbaraya
Address	Balagangadharanatha Nagara-571 448, Nagamangala Taluk, Mandya District	Adi Chunchanagiri University, Balagangadharanatha Nagara-571 448, Nagamangala Taluk, Mandya District.	Adi Chunchanagiri University, Balagangadharanatha Nagara-571 448, Nagamangala Taluk, Mandya District.
State	Karnataka	Karnataka	Karnataka
Pin Code	571 448	571 448	571448
Phone(Off) (Res) (Fax)	08234-287285 08234-287242		08234-287282
Mobile No.		9845290089	9448480343
E.mail:		vc@acu.edu.in	registrar@acu.edu.in

PRINCIPAL

Adichunchanagiri Institute of Medical Sciences
Balagangadharanatha Nagara, 571 448,
Nagamangala Tq., Mandya Dist.
Karnataka.

Signature of Dean

Signature of Assessor

SUMMARY

Date of Assessment: 02.07.2018 Name of Assessor: Dr.Sachidananda Mohanty

1. Name of Institution (Private / Government)	Director / Dean / Principal (Who so ever is Head of Institution)	
Adichunchanagiri Institute of Medical Sciences	Name	Dr.M.G.Shivaramu
	Age & Date of Birth	52 years, 22.07.1966
	Teaching experience	24 years, 5 months
	PG Degree (Recognized/Non-R)	Yes, recognized
	Subject	Forensic Medicine

2. Department inspected	Head of Department	
Forensic Medicine	Name	Dr.Kumar U
	Age & Date of Birth	43 years, 10.09.1974
	Teaching experience	9yrs
	PG Degree (Recognized/Non-R)	Recognized

3. (a). Number of UG seats 150 seats	Recognized 150 seats (Year: 2018) 02.04.2018	Permitted 100 to 150 seats (Year:2013-14)	First LOP date when MBBS course was first permitted
(b). Date of last inspection for	UG: 12 th & 13 th March 2018	PG: NA	15.07.2013
	Purpose: Recognition / approval of MBBS Degree course	Purpose: NA	
	Result: Recognized	Result: NA	

4. Total Teachers available in the Department:

Designation	Number	Name	Total Teaching Experience	Benefit of Publications in Promotion
Professor	1	Dr.M.G.Shivaramu Principal & Professor	24 yrs 5 mnts	
	2	Dr.Kumar U Professor	9 yrs	YES **
Addl./Assoc Professor	1	Dr. Vijaya Kumar A G Associate Professor	7 yrs	YES ***
Asstt. Professor	1	Dr. Vinay J Assistant Professor	4 yrs	
Senior Resident /Tutor	1	Dr.Jethin Ramadasan Tutor		
	2	Dr.Karthik N K Tutor		

Note: Count only those who are physically present.

PRINCIPAL

Adichunchanagiri Institute of Medical Sciences
Balagangadaranatha Nagar - 571 440,
Nagamangala Tal. 57th Mf. Dist.
Karnataka.

Signature of Dean

Signature of Assessor

5. Has the institution/department been permitted by the state govt. to conduct Medicolegal postmortems and other Medicolegal work.

Yes/No
If Yes, attach copy of
Govt. Permission Letter

7. **Total Teachers available in the Department:**

Designation	Number	Name	Total Teaching Experience	Benefit of Publications in Promotion
Professor	1	Dr.M.G.Shivaramu Principal & Professor	24 years 5 months	
	2	Dr.Kumar U	9 yrs	YES **
Addl./Assoc Professor	1	Dr.Vijaya Kumar A G Associate Professor	7 years	YES ***
Asstt. Professor	1	Dr.Vinay J Assistant Professor	4 years	
Tutor / Demonstrator	1	Dr.Jethin Ramadasan Tutor		
	2	Dr.Karthik N K Tutor		

Note: Count only those who are physically present.

Benefit of Publications in Promotion

****Dr.Kumar U:**

- 1) Kumar U. Fatal Aluminium Phospide Poisonings in Nagamangala Taluk – A Retrospective Study. IJFMT:2017:11(2):178-180
- 2) Kumar U. Epidemiology of Fatal Drowning Cases in BG Nagara,Mandya District – A Retrospective Study. MLU:2017:17(2):1-3.
- 3) Kumar U. AUTOSPY CASES IN 2017- A RETROPSECTIVE STUDY. JFSCI 2018:9(1):1-3.
- 4) Kumar U. Profile of Fatal Road Traffic Accidents Due to Drunken Driving. IJFMP:2017:10(1):33-35.

***** Dr.Vijaya Kumar.A.G.:**


- 1) Vijay KAG. Epidemiology Of Suicidal Cases In Rural Area. SJAMS. 2015; 3(1A):10-11
- 2) Vijay KAG. Epidemiology Of Autopsies Conducted In A Rural Medical College. SJAMS. 2015; 3(1E):373-375
- 3) Vijay KAG. An Epidemiological Study Of Femur Fracture In Road Traffic Accident Cases. SJAMS. 2015; 3(2):124-126
- 4) Vijay KAG. "Fracture of tibia - an autopsy study". SJAMS. 2015; 3(3A): 1079-1080.
- 5) Vijay KAG. "Analysis of hanging cases - a retropsective post-mortem study." MedBio 1(1), p. 19-22.
- 6) Vijay KAG. Epidemiology of fracture of both bones of forearm in road traffic accident cases. MedBio 1(1), p. 1-4.
- 7) Vijay KAG. Lightning stroke - a rare case of typical unnatural death, MedBio 1(1), p. 23-25.



PRINCIPAL

Adichunchanagiri Institute of Medical Sciences
Balagangada, 571 440,
Nagamangala Tq., Mandya Dist.
Karnataka.

Signature of Dean



Signature of Assessor

6. Clinical workload of the Institution and Department concerned:

Parameter	Entire Hospital
	On the Day of Assessment
OPD attendance upto 2 p.m.	1488
New admissions	122
Total Beds occupied at 10 a.m.	570
Total Required Beds	705
Bed Occupancy at 10 a.m. (%)	81%
Major Operations	31
Minor Operations	72
Day Care Operations	21
Total Number of Deliveries	10
Total Caesarean Sections	2
Total Deaths	NIL
Casualty attendance	77

Put N.A. whichever is not applicable to the Department.

Note:

- OPD attendance is to be considered only upto 2 p.m. Bed occupancy is to be considered at 10 a.m. only.
- Investigative Data to be verified with Physical Registers in Radiodiagnosis & Central Clinical Laboratory.
- Data to be verified with Physical Registers in Blood Bank.

7. Investigative Workload of entire hospital.

Parameter		Entire Hospital
		On the Day of Assessment
Radio-diagnosis	MRI	9
	CT	20
	USG	150
	Plain X-rays	212
	IVP/Barium etc	9
	Mammography	1
	DSA	NIL
	CT guided FNAC	NIL
	USG guided FNAC	NIL
	Any other	2
Pathology	Histopath	12
	FNAC	13
	Hematology	1747
	Others	NIL
Bio-Chemistry		2028
Microbiology		472
Blood Units Consumed		10



PRINCIPAL

Adichunchanegri Institute of Medical Sciences
Balagangadarenatha Nagar - 071 440,
Nagamangalaya, Manjya Dist.
Karnataka.

Signature of Dean

Karnataka.



Signature of Assessor

9. Publications from the department during last 3 years:
(Give only full articles published in indexed journals. No case reports or abstracts or review article be given)

1.	SATISH NT	Study of pattern of deaths due to acute pancreatitis. mlu. 2013;3(12):64-68.
2.	KUMAR U	an overview of cervical vertebrae fractures in road traffic accident cases-a 5 year study at adichunchanagiri institute of medical sciences, mandya, karnataka. mlu. 2013; 3(1).21-22.
3.	KUMAR U	Autopsy study of pattern of splenic injuries. iifm.2013; 3(1).21-22.
4.	KUMAR U	Sudden deaths- an autopsy study. ijfmt. 2013;3(12):64-68.
5.	SHRIDHARA K C	study of distribution of deaths in various occupational settings. ijfmt. 2013; 3(1).21-22.
6.	Vijay KAG	sexual variation in cranial suture closure- a cross sectional post mortem study done in tertiary care hospital. ijhsr. 2013;3(12):64-68.
7.	Vijay KAG	the comprehensive analysis of traumatic rib fractures and their complications: a postmortem study. jfr. 2013; 3(1).21-22.
8.	Vijay KAG	fusion of skull vault sutures in relation to age – a cross sectional pm study done in 3 rd , 4 th , 5 th decades of life. jfr. 2013;3(12):64-68.
9.	Vijay KAG	adrenal haemorrhages and burns- an autopsy study. jfr. 2013; 3(1).21-22.
10.	Vijay KAG	autopsy and histopathological analysis of 28 cases of traumatic brainstem haemorrhages. ijt. 2013;3(12):64-68.
11.	Vijay KAG	vijay kag. et.al. liver injuries and trauma- an autopsy study. ijhsr 2013;3(12):64-68.
12.	Vijay KAG	Vijay KAG. Sex Determination By Using Mandibular Ramus Posterior Flexure- A Prospective Study. IJHSR. 2014;4(1):155-159.
13.	Vijay KAG	Vijay KAG. A correlation between fatal road traffic accidents and head injuries: an autopsy study. IJHSR. 2014;4(3):66-70.
14.	Vijay KAG	Vijay KAG. Cheiloscopy – a tool in crime investigation. IJHSR. 2014;4(3):219-222.
15.	Vijay KAG	Pattern of Autopsies Conducted in Rural Area - A Retrospective Study. . IJHSR. 2014; 4(4): 49-52.
16.	Satish NT	Satish NT. Accidental burns in a road traffic accident: a case report. IJHSR. 2014;4(6):244-48.
17.	Vijay KAG	Vijay Kumar AG. Pelvic fracture – a retrospective study. IJHSR. 2014;4(9):103-106.
18.	Vijay KAG	Vijay Kumar AG. A retrospective post-mortem study on humerus fracture. SJAMS. 2014;2(6G): 3343-44.
19.	Vijay KAG	Vijay Kumar AG. Data analysis of 595 cases poisoning cases in karad. A 3 year retrospective study. SJAMS. 2014; 2(5E):1828-1830.
20.	Vijay KAG	Vijay Kumar AG. Snake bite cases in karad. SJAMS. 2014;2(5C):1675-1676.
21.	Vijay KAG	Vijay Kumar AG. Radiological study of hand and wrist in the age groups 1-10 years in persons of north karnataka. IJRTST. 2014;11(3):320-324.
22.	Vijay KAG	Vijay Kumar AG. Radiological study of hand and wrist in the age groups 11-20 years in persons of north karnataka. IJRTST. 2014;11(3):372-374.
23.	Vijay KAG	Vijay Kumar AG. Pattern of road traffic accident cases in karad – 3 year retrospective study. IJRTST. 2014; 12(2): 350-352.
24.	Shivaramu MG	Shivaramu MG. a comprehensive analysis of poisoning cases in rural area – a retrospective autopsy study. SJAMS. 2015; 3(2A):565-567
25.	Kumar U	Kumar U. an epidemiological study of fatal aluminium phosphide poisonings reported to aims, bg nagara. MedBio
26.	Vijay KAG	Vijay KAG. Epidemiology Of Suicidal Cases In Rural Area. SJAMS. 2015; 3(1A):10-11
27.	Vijay KAG	Vijay KAG. Epidemiology Of Autopsies Conducted In A Rural Medical College. SJAMS. 2015; 3(1E):373-375
28.	Vijay KAG	Vijay KAG. An Epidemiological Study Of Femur Fracture In Road Traffic Accident Cases. SJAMS. 2015; 3(2):124-126

29.	Vijay KAG	Vijay KAG. "Fracture of tibia - an autopsy study". SJAMS. 2015; 3(3A): 1079-1080.
30.	Vijay KAG	Vijay KAG. "Analysis of hanging cases - a retrospective post-mortem study." MedBio 1(1), p. 19-22.
31.	Vijay KAG	Vijay KAG. Epidemiology of fracture of both bones of forearm in road traffic accident cases. MedBio 1(1), p. 1-4.

10	Blood Bank	License valid	Yes, valid upto 31.12.2022
		Blood component facility available	Yes available
		Number of blood units stored on the inspection day	60 units
		Average units consumed daily (entire hospital)	8 - 9 per day

11. Specialized services provided by the department: Adequate / ~~not adequate~~
12. Specialized Intensive care services provided by the Dept: Adequate / ~~not adequate~~
13. Specialized equipment available in the department: Adequate / ~~Inadequate~~
14. Space (Offices, Teaching areas, Labs, Mortuary) Adequate / ~~Inadequate~~

15	Library	Central	Departmental
	Number of Books pertaining to Forensic Med	563	173
	Number of Journals	145	09 (I/6, F/3)
	Latest journals available upto	May 2018	May 2018

13. Common Facilities

- Central supply of Oxygen / Suction: Available / ~~Not available~~
- Central Sterilization Department Adequate/ ~~Not adequate~~
- Incinerator : Functional / ~~Non functional~~ Capacity: 40kg / hour Outsourced
- Bio-waste disposal Outsourced/~~any other method~~
- Generator facility Available / ~~Not available~~
- Medical Record Section: Computerized/ ~~Non-computerized~~
- ICD 10 classification: Used/ ~~Not-used~~

14. Accommodation for staff

Available / ~~Not available~~

15	Hostel Accommodation No.	UG		PG		Interns	
		Boys	Girls	Boys	Girls	Boys	Girls
	No. of Students	325	422	93	77	43	40
	No. of Rooms	113 x 2	192 x 3	112 x 2	48 x 2	44 x 2	30 x 3
	Status of Cleanliness	Clean	Clean	Clean	Clean	Clean	Clean
16	Total number of PG seats in the concerned subject	Recognized seats	Date of recognition	Permitted Seats	Date of permission		
		Degree	NA	NA	NA	NA	NA
		Diploma	NA	NA	NA	NA	NA




PRINCIPAL

Adichunchanagiri Institute of Medical Science

Balagangadaranatha Nagar - 571 448,

Naganur, Ballari Tal, Mandya Dist.

Karnataka.



Signature of Assessor

17. Year wise PG students admitted (in the department inspected) during the last 5 years and available PG teachers

Year	No. of PG students admitted		No. of PG Teachers available in the dept. (give names)
	Degree	Diploma	
2016			NOT APPLICABLE
2015			
2014			
2013			
2012			

18	Other PG courses run by the institution	Course Name	No. of seats	Department
		DNB		NOT APPLICABLE
		M.Sc.		
		Others		

19. Stipend paid to the PG students, year-wise: NOT APPLICABLE

Year	Stipend paid in Govt. colleges by State Govt.	Stipend paid by the Institution
Ist Year	Rs.30,000/- per month	Rs.30,000/- per month
IInd Year	Rs.35,000/- per month	Rs.35,000/- per month
IIIrd Year	Rs.40,000/- per month	Rs.40,000/- per month

20. List of Departmental Faculty joining and leaving after last inspection:

Designations	Number	Names	
		Joining faculty	Leaving faculty
Professor	NONE	NONE	Dr.Satish N T DOL: 31.05.2018
Associate Prof.	NONE	NONE	NONE
Assistant Prof.	NONE	NONE	NONE
SR/Tutor/Demons.	NONE	NONE	NONE
Others	NONE	NONE	NONE

21. Faculty deficiency, if any

Designation	Faculty available (number only)	Faculty required	Deficiency, if any
Professor	2	1	NIL
Assoc Professor	1	1	NIL
Asstt. Professor	1	1	NIL
Tutor/ Demonstrator	2	3	NIL
Any Other			



PRINCIPAL

Adichunchanagiri Institute of Medical Sciences
Balagangadaranatha Nagar - 571 448,
Nagamangala Tq., Mandya Dist.

Signature of Dean


2/10/18
Signature of Assessor

22. REMARKS OF ASSESSOR

1. Please do not repeat information already provided
2. Please do not make any recommendation regarding granting permission/recognition
3. If you have noticed or come across any irregularity during your assessment like fake or dummy faculty, fake or dummy patients, fudging of data of clinical material etc., please mention them here)

As per the letter MCI-PGAssessment/MCI(PG)/50(22)/2018-Med.//. Dated.29.06.2018, I carried out the inspection on 2/7/2018 at department of FORENSIC MEDICINE, ADICHUNCHANAGIRI INSTITUTE OF MEDICAL SCIENCES, for granting of post graduate seats in forensic medicine department for 2 seats.

The details of the observation are narrated against each column of the SAF.



PRINCIPAL

Adichunchanagiri Institute of Medical Science,
Balagangadaranatha Nagar - 571 445,
Nagamangala Tq., Mandya Dist.
Karnataka
Signature of Dean



Signature of Assessor

PART - I
(Institutional Information)

1 Particulars of Director / Dean / Principal:

(Who so ever is Head of Institution)

Name: **Dr.M.G.Shivaramu** Age: **52 yrs** (Date of Birth) **22.07.1966**

PG Degree	Subject	Year	Institution	University
Recognised / Not Recognized	Forensic Medicine	Aug.1994	Jawaharlal Nehru Medical College (JNMC), Belgaum	Karnataka University

Teaching Experience

Designation	Institution	From	To	Total experience
Lecturer	MSRMC, Bangalore	07.11.94	31.05.98	4 yrs, 6 mnts
Asstt Professor	MSRMC, Bangalore	01.06.98	31.08.02	4 yrs, 2 mnts
Assoc Professor/Reader	MSRMC, Bangalore	01.09.02	26.02.05	2 yrs, 6 mnts
Professor	AIMS, BG Nagara	28.02.05	Till date	12 yrs, 2 mnts
Any Other		Grand Total		24 years, 5 mnts

2. Central Library

- Total number of Books in library: **19605**
- Books pertaining to Forensic Medicine: **563**
- Purchase of latest editions of books in last 3 years: Total: **1397** Forensic Medicine books : **52**

• Journals:

Journals	Total	Forensic Medicine
Indian	76	06
Foreign	72	03

- Year / Month up to which latest Indian Journals available: **May 2018**
- Year / Month up to which latest Foreign Journals available: **May 2018**
- Internet / Med pub / Photocopy facility: **available / not available**
- Library opening times: **9 am to 10pm**
- Reading facility out of routine library hours: **available / not available**
(obtain list of books & journals duly signed by Dean)

3. Casualty/ Emergency Department

Space	Adequate
Number of Beds	30 beds
No. of cases (Average daily OPD and Admissions):	OPD = 85 Admission=10
Emergency Lab in Casualty (round the clock):	available
Emergency OT and Dressing Room	available
Staff (Medical/Paramedical)	6 casualty medical officers on shift duty and 1 casualty medical officer on relieving duty. Nursing & Para medical staff =6 Stretcher bearers=6 Receptionist-cum-clerks=2 Ward Boys=6
Equipment available	ECG MACHINES=2 PATIENT MONITORS=2
	DEFIBRILLATOR =1
	DEFIBRILLATOR =1

PRINCIPAL

Signature of Assessor

	NEBULIZER=1
	SUCTION APPARATUS=1
	VENTILATOR=1
	WEIGHING MACHINE=1
	PATIENT MONITORS=2
	PORTABLE X-RAY=1
	TRANSPORT VENTILATOR FOR AMBULANCE=1
	B.P.APPARATUS=10
	PATIENT MONITORS=3
	SYRENCE PUMP=2
	INFUSION PUMP=2
	STETHOSCOPES=10
	EMERGENCY OXYGEN CYLINDERS=5

4 Blood Bank

(i)	Valid License(copy of certificate be annexed)	Yes Valid upto 31.12.2022	
(ii)	Blood component facility available	Yes, available	
(iii)	All Blood Units tested for Hepatitis C,B, HIV	Yes	
(iv)	Nature of Blood Storage facilities (as per specifications)	Yes, available	
(v)	Number of Blood Units available on inspection day	57 units	
(vi)	Average blood units consumed daily and on inspection day in the entire Hospital (give distribution in various specialties)	Average daily	On Inspection day
	Medicine=3, Paediatrics=1, Dialysis=1, Surgery=1, OBG=2, Orthopaedics=1	8 - 9 per day	

5. Central Research Lab:

- Whether it exists? Yes/ No
- Administrative control:
- Staff:

Principal

SL.No.	Name of the Staff	Designation
01	Shobith Rangappa	Director
02	Parimala B. Hanumesh	Scientific Officer
03	Thammanna Gowda S.S	Junior Scientific Officer
04	Dinesha R	Junior Scientific Officer
05	Madhukumar H.K	FDA
06	Parvathamma P	Lab Attendant

- Equipment: Yes, the following instruments are available and functional

Sl. No.	Name of the instrument
01	Spectrophotometer - UV-Vis (double beam)
02	Vacuum pump
03	Peristaltic pump
05	Electronic balance
06	Colorimeter -Elico (470- 670nm)
07	Phase contrast microscope with camera
08	PCR - Instruments
09	Laminar flow hood - vertical

10	CO2 incubator
11	Water bath with lid
12	Table top centrifuge
13	Ultrasonic cleaning system
14	Refrigerated centrifuge Max: 17,000 rpm
15	Vertical deep freezer -20
16	Hot air oven
17	Rotary flash evaporator
18	Fume exhaust hood (need a motor)
19	Air curtain
20	U.V trans illuminator
21	Centrifuge -Table top (Plsto crafts)
23	Colorimeter
24	HPLC
25	DNA - Agarose gel electrophoresis (mini & max)
26	Lyophilizer
27	-85°C freezer
28	Ultracryostat
29	Microscope - ordinary
30	PH meter
31	Cyclo mixer
32	Incubator (Biological)
33	Tissue homogenizer
34	Vortex mixer
35	Double distillation unit (Quartz)
36	Weighing pan
37	U.V torch -
38	Refrigerators
41	Microwave oven
42	Fume exhaust hood
43	Liquid Nitrogen cylinder 25L & 10L
44	Incubator Shaker
45	Instant Ice machine
46	Incubator (biological)
47	-85°C ultra low freezer
48	Spectrophotometer - (single beam)

- Workload: **Sufficient**
- 6. Central supply of Oxygen / Suction: **Available/Not available**
- 7. Central Sterilization Department **Adequate /Not adequate**
- 8. Incinerator: **Functional/ Non functional**
Capacity: 40kg / hr Outsourced
- 9. Bio-waste disposal **Outsources/ Any other method**
- 10. Generator facility **Available/Not available**
- 11. Medical Record Section: **Computerized / Non-computerized**
 - ICD10 classification **Used / Not used**
- 12. Recreational facilities: **Available /Not available**

Play grounds: Available	Gymnasium: Available
-------------------------	----------------------

PRINCIPAL

13	Hostel Accommodation	UG		PG		Interns	
		Boys	Girls	Boys	Girls	Boys	Girls
	No. of Rooms	325	422	93	77	43	40
	No. of Students	113 x 2	192 x 3	112 x 2	48 x 2	44 x 2	30 x 3
	Status of Cleanliness	Clean	Clean	Clean	Clean	Clean	Clean

14. Residential accommodation for Staff / Paramedical staff Adequate / ~~Inadequate~~

15. Ethical Committee (Constitution):

- 1) **Chairperson:** Dr Basavaraj Bhandare, Professor and HOD, Department of Pharmacology, Vice Principal, Sri Rajarajeshwari Medical College and Research Centre, Bangalore.
- 2) **Member Secretary:** Dr M G Shivaramu, M.B.B.S., M.D (Forensic Medicine), Principal, Adichunchanagiri Institute of Medical Sciences, AIMS, B G Nagar.

MEMBERS:

- 3) Dr Vijayalakshmi, M.B.B.S., M.D (OBG), Prof and HOD, Dept of Obstetrics and Gynecology, Adichunchanagiri Hospital and Research Centre, B G Nagar.
- 4) Dr Kiran M Naik, M.B.B.S., M.S (ENT), Professor, Department of ENT, Adichunchanagiri Hospital and Research Centre, B G Nagar.
- 5) Dr Ravi Shankar M, M.B.B.S., M.D (Pharmacology), Professor and HOD, Dept of Pharmacology, Adichunchanagiri Institute of Medical Sciences, AIMS, B G Nagar.
- 6) Sri Sri Chaithyanandanatha Swamiji, priest and philosopher, Sri Adichunchanagiri Mutt, B G Nagar.
- 7) Smt Lalithamma, Advocate.
- 8) Mr. A.Ravindra, Rotary Club, Mandya, Social Worker.
- 9) Shri Veerappa, lay person.

NOTE: The Institution Ethical Committee of Adichunchanagiri Institute of Medical Sciences registered with Central Drugs Standard Control Organization Registration Number: ECR/659/Inst/KA/2018, dated.21.05.2018.

16. **Medical Education Unit (Constitution):**
(Specify number of meetings held annually & minutes thereof)
Number meetings held = 12 (2017)
Proceedings of the minutes of the meetings are attached as Annexure.

- 1) Dr. Shivaramu M.G
Principal Chairman
- 2) Dr.Madhav Savkar
Prof. of Pharmacology Co-ordinator
- 3) Dr.Aliya Nusrath
Prof.& HOD of Biochemistry Member
- 4) Dr.Vijayshankar S
Prof. of Pathology Member
- 5) Dr.Sudhir.G.K.
Prof. of Physiology Member

PRINCIPAL
Adichunchanagiri Institute of Medical Sciences,
Balagangadaranatha Nagar, 571 448,
Nagemaigala 1q., Mandya Dist
Karnataka.

Signature of Assessor

- | | |
|---------------------------------------------------------|--------|
| 6) Dr.Swaroop M R
Assoc. Prof. of Dermatology | Member |
| 7) Dr.Abhishek M G
Assoc. Prof. of Pathology | Member |
| 8) Dr.Shashikiran M
Assoc. Prof. of Com. Medicine | Member |
| 9) Dr.Amita K
Assoc. Prof. of Pathology | Member |
| 10) Dr.Vijayakumar A G
Assoc. Prof. of For. Medicine | Member |
| 11) Dr.Tejaswi H L
Assoc. Prof. of Anatomy | Member |
| 12) Dr.Vijaya.S.
Asst. Prof. of Microbiology | Member |
| 13) Dr.Shilpashree Y D
Asst.Prof. of Biochemistry | Member |
| 14) Dr.Vinaya M
Asst. Prof. of Pharmacology | Member |
| 15) Dr.N.Asha Rani
Asst. Prof. of Biochemistry | Member |
| 16) Dr.Vinay H R
Asst. Prof. of Psychiatry | Member |

**PRINCIPAL**

Adichunchanagiri Institute of Medical Science,
Balagangadaranatha Nagar - 571 443,
Nagamangala, Mandya Dist.
Karnataka.

**Signature of Assessor**

PART – II
Departmental Information

- 1 Department inspected: Forensic Medicine & Toxicology
- 2 Particulars of HOD

Name: Dr. Kumar U Age: 43 years (Date of Birth): 10.09.1974

PG Degree	Year	Teaching Institution	University
Recognised/ Not Recognized	2009	Dr.B.R.Ambedkar Medical College, Bengaluru	Rajiv Gandhi University of Health Sciences, Bengaluru

Teaching Experience

Designation	Teaching Institution	From	To	Total experience
Asstt Professor	Adichunchanagiri Institute of Medical Sciences, BG Nagara	22.06.09	14.07.14	5 years
Assoc Professor/Reader	Adichunchanagiri Institute of Medical Sciences, BG Nagara	15.07.14	01.06.18	4 years
Professor	Adichunchanagiri Institute of Medical Sciences, BG Nagara	02.04.18	Till date	
			Grand Total	9 yrs

- a) Purpose of Present inspection: Grant of Permission/ Recognition/ Increase of seats/
Renewal of recognition/Compliance Verification
- b) Date of last MCI inspection of the department: Not Applicable
(Write Not Applicable for first MCI inspection)
- c) Purpose of Last Inspection: Not Applicable
- d) Result of last Inspection: Not Applicable
(Copy of MCI letter be attached)
- 3 Mode of selection (actual/proposed) of PG students.
Candidate should be NEET eligible.
Government CET (33%)
NRI / IP (25%)
Private (42%)
- 4 If course already started, year-wise number of PG students admitted and available PG teachers during the last 5 years:


Year	No. of PG students admitted		No. of PG Teachers available in the dept. (give names)
	Degree	Diploma	
2016			
2015			NOT APPLICABLE
2014			
2013			
2012			



PRINCIPAL

Adichunchanagiri Institute of Medical Sciences
Balagangadaramatha Nagar, 571 448,
Nagamangala Tq., Mandya Dist.
Karnataka.

Signature of Dean


Signature of Assessor


5. Departmental General facilities:

- Total number of Medico-legal autopsies done in the FMT Department: **2017 =157**
- Total number of Laboratories in the department of Forensic Medicine: **Four labs**

Nomenclature	Mortuary	Sexual Offences Exam. Lab.	Research Lab.	Demo. room	Seminar Room	Museum	Any other lab
Size (Area)	400 sq.mtr	available	50 sq.mtr	70 sq.mtr	40 sq.mtr	180 sq.mtr	
Capacity	60 students	50 students	50 students	50 students	30 students	60 students	
Water Supply	Yes available	Yes available	Yes available	Yes available	Yes available	Yes available	
Sinks	Yes available	Yes available	Yes available	Yes available	Yes available	Yes available	
Electric points	Yes available	Yes available	Yes available	Yes available	Yes available	Yes available	
Cupboards for storage & Microscopes	Yes available	Yes available	Yes available	Yes available	Yes available	Yes available	
List of equipments	Cold Storage 4 body capacity Autopsy table-3 Weighing Machine 500 capacity-1 Weighing Machine 10 kgs-1	Incubator-2 Centrifuge-1 Chemical balance-1 Tissue plotting bath Rotary tissue cutting machine	Microscopes-29 Research Microscope-1 Museum Microscope-1	LCD OHP Television Laptop		Mounted Specimen Charts Unmounted specimens Toxicology specimen	


PRINCIPAL

Adichunchanagiri Institute of Medical Sciences
Balagangadaranatha Nagar - 571 448,
Nagama Taluk, Mandya Dist.
Karnataka.

Signature of Dean

Signature of Assessor

Unit wise Teaching and Resident Staff:

Unit _____

Bed Strength _____






S. No.	Designation	Name with Date of Birth	Nature of employment Full time/part time/Hon.	PAN Number TDS deducted	PG QUALIFICATION			Date wise teaching experience with designation & Institution					Signature of Faculty Member	
					Subject with Year of passing	Institution	University	Institution	Designation Mentioning subject	Institution	From	To		Total Period
1	Principal & Professor	Dr. M.G. Shivaramu 22.07.1966	Full time	AHQPS4499E Rs.370000/-	MBBS-1989 MD-1994 (R)	MMC JNMC	Mysore Karnataka	MSRMC MSRMC MSRMC AIMS AIMS	Lecturer Asst.Prof. Assoc.Prof. Professor & HOD Principal	07.11.94 01.06.98 01.09.02 28.02.05 13.12.10	31.05.98 31.08.02 26.02.05 12.12.10 Till date	3 yrs 6 mnts 4 yrs 2 mnts 2 yrs 6 mnts 5 yrs 10 mnts		



PRINCIPAL
Signature of **Dr. M.G. Shivaramu**
Adichunchanagadaramatha Nagar - 571 448,
Kusumangudi Tq., Mandya Dist.
Karnataka.



Signature of Assessor

2	Professor Dr.Kumar U 10.09.1974	Full time	ABDPUO683R Rs.145000/-	MBBS- 2000 MD- 2009	SSMC Dr.BRAMC	Bangalore RGUHS	Tutor Asst.Prof. Assoc.Prof. Professor	DRBAMC AIMS AIMS AIMS	01.05.06 22.06.09 15.07.14 02.06.18	30.04.09 14.07.14 01.06.18 Till date	3 yrs 5 yrs 4 yrs	Yes **	
3	Associate Professor Dr.Vijaya Kumar A G 27.07.1983	Full time	ALXPA7737L Rs.197000/-	MBBS- 2006 MD- 2011	JSSMC JNMC	RGUHS KLE Univ	Tutor Asst.Prof. Assoc.Prof.	JNMC AIMS AIMS	02.05.08 02.06.11 15.11.16	02.05.11 14.11.16 Till date	3 yrs 5 yrs 5 mnts 14 day	Yes ***	
4	Assistant Professor Dr.Vinay J 10.04.1986	Full time	AJOPV7307A Rs.89000/-	MBBS- 2008 MD- 2014	AIMS MSRMC	RGUHS RGUHS	Tutor Asst.Prof. Asst.Prof.	MSRMC SMMCH Chennai AIMS	01.05.11 30.07.14 04.01.17 19.01.18	31.05.14 03.01.17 Till date Till date	3 yrs 2 yrs 6 mnts		
5	Tutor Dr.Jethin Ramadasan 08.11.19991	Full time		MBBS- 2016	AIMS	RGUHS	Asst.Prof. Tutor	AIMS AIMS	04.01.17 19.01.18	Till date Till date			
6	Tutor Dr.Karthik N K 08.12.1993	Full time		MBBS- 2016	AIMS	RGUHS	Tutor	AIMS	12.06.18	Till date			

Note: 1. Unit wise teaching / Resident staff should be shown separately for each Unit in the Proforma.

2. Use only the Format provided. DO NOT devise your own format otherwise the information will not be considered. Fill up all columns

3. *Publications: Give only full articles in indexed Journals published during the period of promotion and list them here only. No Annexure will be seen.

4. In case of DNB qualification name of the institution/hospital from where DNB training was done and year of passing must be provided. Simply saying National Board of Examinations, New Delhi is not enough. Without these details DNB qualification holder will be summarily rejected.

5. Experience of Defence services must be supported by certificate from competent authority of the office of DGAFM without which it will not be considered.

I have verified the eligibility of all faculty members for the post they are holding (based on experience certificates issued by competent authority of the place of working). Their experience details in different Designations and unitwise distribution is given the faculty table above.


PRINCIPAL

Signature of Dean
Adichunchanagiri Institute of Medical Sciences
Belagangadaramatha Nagar - 571 448,
Naganangala Tq., Mandya Dist.
Karnataka.


Signature of Assessor

Benefit of Publications in Promotion****Dr.Kumar U:**

- 1 Kumar U. Fatal Aluminium Phosphide Poisonings in Nagamangala Taluk – A Retrospective Study. IJFMT:2017:11(2):178-180
- 2 Kumar U. Epidemiology of Fatal Drowning Cases in BG Nagara,Mandya District – A Retrospective Study. MLU:2017:17(2):1-3.
- 3 Kumar U. AUTOPSY CASES IN 2017- A RETROPSECTIVE STUDY. JFSCI 2018:9(1):1-3.
- 4 Kumar U. Profile of Fatal Road Traffic Accidents Due to Drunken Driving. IJFMP:2017:10(1):33-35.

***** Dr.Vijaya Kumar.A.G.:**

- 1 Vijay KAG. Epidemiology Of Suicidal Cases In Rural Area. SJAMS. 2015; 3(1A):10-11
- 2 Vijay KAG. Epidemiology Of Autopsies Conducted In A Rural Medical College. SJAMS. 2015; 3(1E):373-375
- 3 Vijay KAG. An Epidemiological Study Of Femur Fracture In Road Traffic Accident Cases. SJAMS. 2015; 3(2):124-126
- 4 Vijay KAG. "Fracture of tibia - an autopsy study". SJAMS. 2015; 3(3A): 1079-1080.
- 5 Vijay KAG. "Analysis of hanging cases - a retrospective post-mortem study." MedBio 1(1), p. 19-22.
- 6 Vijay KAG. Epidemiology of fracture of both bones of forearm in road traffic accident cases. MedBio 1(1), p. 1-4.
- 7 Vijay KAG. Lightning stroke - a rare case of typical unnatural death, MedBio 1(1), p. 23-25.


PRINCIPAL

Adichunchanagiri Institute of Medical Sciences
 Balagangadharanatha Nagar - 571 443,
 Nagamangala Tq., Mandya Dist.
 Karnataka.

Signature of Dean



Signature of Assessor

6. Has any of these faculty members been considered in PG/UG inspection at any other college or any other subject in this college during last 2 years. If yes, give details.

Date of Inspection	Subject	Institution
NONE	NONE	NONE
NONE	NONE	NONE

- 7(a) List of Non-teaching Staff in the department: -

S.No.	Name	Designation
1	Mr.G.D.Narayana Gowda	Lab Technician
2	Mr.Hongeregowda J B	Lab Attender
3	Mr.Gangadhara	Peon
4	Mr.Lokesh	Peon
5	Mrs.Shanthamma	Sweeper

- 7(b) Teaching facilities

	Number	Size	Seating capacity
Seminar rooms	One	40 sq.mtr	30 students
Demonstration rooms	Two	70 Sq.mtr each	90 students

Audio-visual Aids: Adequate/Inadequate.

- 8 Available Clinical Material: (Give the data only for the Department of For.Med.& Toxicology)

	On inspection day	Average of 3 random days
• Daily Medico-legal autopsies	Two	One per day
• Daily Pathological autopsies	NIL	
• Daily Clinical FM. Victims of S.O)	NIL	
• Daily Clinical FM. accused of S.O)	NIL	One per month
• Daily Age estimation of victims	NIL	One per month
• Daily Age estimation of accused	NIL	One per month
• Daily pregnancy certification of victims of S.O	NOT APPLICABLE	




PRINCIPAL

Adichunchanagiri Institute of Medical Science
Balaganga, Mandya Dist., Karnataka
571 448

Signature of Dean

Mandya Dist.
Karnataka



Signature of Assessor

- 9 Year-wise available clinical materials (during previous 3 years) for Department of **For.Med.& Toxicology**

Parameters	Year 1	Year 2	Year 3 (Last Year)
	2015	2016	2017
Total number of Medico-legal autopsies	147	151	157
Total number of Pathological autopsies	-	-	-
Total number of Victims examined of sexual offences	-	-	-
Total number of accused of sexual offences	1	3	3
Total number of age estimation of sexual offences.	1	3	2
Total number of pregnancies certification of sexual offences	-	-	-

- 10 If courses is already started year-wise number of PG students admitted and available PG teaching during the last five years. **NOT APPLICABLE**

Year	Names of PG students admitted		Names of recognized PG teachers against whom the students were admitted.
	Degree	Diploma	
2016			
2015			
2014			
2013			
2012			

- 11 Research facilities at the Department of Forensic Medicine & Toxicology:

Central Research Laboratory is available in the institution.

It is situated in the 2nd floor of the college building. All the required instruments / equipments are available and functional. In addition to the Central Research Laboratory the research work is being done by utilizing the services of the individual departmental Research Laboratories.

- 12 Departmental Library

• Total number of books = 173



PRINCIPAL

Adichunchanagiri Institute of Medical Sciences
Balaganga, Mandya 571 448,
Nagamangala Tq., Mandya Dist.
Karnataka.

Signature of Dean



Signature of Assessor

Purchase of latest editions in last three years = 11

SL. NO.	AUTHOR'S NAME	TITLE OF THE BOOK	EDITION	ACC.NO.	NO. OF COPIES
01.	Vij, Krishan	Textbook of Forensic Medicine and Toxicology: Principles and Practice	6 th ed. 2014	14929	01
02.	Bardale, Rajesh	Principles of Forensic Medicine & Toxicology	2 nd ed. 2017	14934	01
03.	Narayan Reddy, K.S. & Murty, O.P	The Essentials of Forensic Medicine Toxicology	34 th ed. 2017	14956,14957	02
04.	Narayan Reddy, K.S. & Murty, O.P	The synopsis of Forensic Medicine and Toxicology	29 th ed. 2017	14966, 14967	02
05.	Pillay, VV	Textbook of Forensic Medicine and Toxicology	18 th ed. 2017	14986,14987	02
06.	Narayan Reddy, K.S.	The Essentials of forensic Medicine and toxicology	34th ed. 2017	15502	01
07.	Ludwig	Handbook of Autopsy Practice	3rd.ed.	15409	01
08.	Lapps, Nicholas T	Forensic Toxicology : Principles and Concepts		15525	01
				Total	11

• Number of Journals = 09

SL.NO	FORENSIC MEDICINE JOURNAL NAME
	INDIAN
1	Indian Journal of Forensic Medicine and Pathology
2	International journal of medical toxicology and legal medicine
3	Journal of Forensic Medicine & Toxicology
4	Journal of Karnataka Medico Legal Society
5	Journal of South India Medicolegal Association
6	Journal of indian academy of forensic medicine
	FOREIGN
1	Medicine, Science and Law
2	*Journal of Forensic and Legal Medicine
3	*Journal of Forensic Sciences

13 Departmental Research Facilities

- Space: 50 sq.mtr
- Equipment available
- Research Projects utilizing Deptt. Research Lab.
- Number of publications from The department during the last Three years.

Indexed	Non-indexed
31	

14 Departmental Space:


- No. of rooms 19
- Patient Exam. arrangement: Yes, available
- Equipments Yes, available



PRINCIPAL

Adichunchanagiri Institute of Medical Sciences
Balaganga, 571 448,
Nagamangala Tq., Mandya Dist.
Karnataka.

Signature of Assessor



- Teaching Space Yes, available
- Waiting area for patients. Yes, available

145 Office space:

Department Office		Office Space for Teaching Faculty	
Space (Adequate)	Yes/No	HOD	20 sq.mtr
Staff (Steno /Clerk).	Yes/No	Professors	20 sq.mtr
Computer/ Typewriter	Yes/No	Associate Professors	15 sq.mtr
Storage space for files	Yes/No	Assistant Professor	12 sq.mtr (3 rooms)
		Residents	15 sq.mtr (1 room)

16. Whether the Govt./Private Teaching Institution has Home Departments permission to do Autopsy examinations : YES/NO (enclose copy of Permission letter)

17. Clinico- Pathological Conference Yes

18. Death Review Meetings Yes

19. Submission of data to National Authorities, if any, like N.H.R.C. for autopsies for Custodial Deaths

20. Publications from the department during the last 5 years in indexed journals (enclose copies) (Give only full articles published in indexed journals. No case reports or abstracts be given.)

Total number:33 (annexured)

21 Equipments: List of important equipments available and their functional status
(List here only – NO annexure to be attached)

Autopsy Examination table	2	Tissue Processor	1
Autopsy Examination Instruments	3 sets	Microtome	1
Bone cutting oscillating Saw	1	Tissue bath	1
Binocular microscope	1		
Binocular microscope with extension	-		

23. Facilities for Practicals/Research.

- Details of facilities to carry out theory and practical classes for UG students as per the recommendations of Medical Council of India. Yes, as per MCI norms

- Details of facilities to carry out additional classes and practicals at PG levels.

PG teaching areas are demonstration, seminar cum library room, autopsy room, laboratory room, practical hall, museum are all well equipped with the instruments for theory and practical class for Postgraduates

- Details of Laboratories and other facilities to carry out research work.

- 1) Departmental Library
- 2) Central Laboratory
- 3) Central Research Laboratory



PRINCIPAL

Adichunchanagiri Institute of Medical Sciences

Balaganga, Mandya Dist. 571 448,

Nagamangala Tq., Mandya Dist.

Karnataka.

Signature of Dean



Signature of Assessor

24. Postmortem room (Mortuary).

- Number/ year : **157 / 2017**
- Letter of permission or MOU / by Govt for conducting/ handling autopsy = Copy is attached.
- Size = 400 sq.mtr
- Ventilation Yes, adequate
- Lighting Yes, adequate
- Exhaust Yes, adequate
- Running Water supply Yes, adequate
- Drainage & waste disposal Yes, adequate
- Open mortuary with fly proofing arrangement - Attached
- Dissection table/table (number) – 4

• Cold storage facilities

Type **Blue Star**
 Quantity **4 body**
 Adequate/~~inadequate~~

• Postmortem staff

Dissection attendants - **3 members**
 Sweepers - **1 member**

- Attached Office space for autopsy surgeons & other staff - **Yes, available**
- Waiting area for relatives of deceased –**Yes, available**
- Number of students attending one postmortem – **approximately 50 students**
- Number of Postmortem done by a P.G. student during the course (attach log book). **NOT APPLICABLE**

25. Museum:

- Specimens - 118
- Bones - 143
- Weapons - 20
- Poisons - 59 + Plants
- Charts/Diagrams 135
- Models - 12
- Photographs - 48
- X-rays. - 61

27. Medical Record section – **Yes, available**


Signature of Dean



Signature of Assessor

28. Academic outcome based parameters

- | | |
|----------------------------------------------------------------------------------------------------------------------------|-------------------------------------------------------------------------------------|
| (a) Theory classes taken in the last 12 months –
(Dates, Subjects, Name & Designation
of teachers, Attendance sheet) | Number : 160
Available & Verified/
Not available |
| (b) Clinical Seminars in last 12 months
(Dates, Subjects, Name & Designation
of teachers, Attendance sheet) | Number: 10
Available & Verified/
Not available |
| (c) Journal Clubs held in last 12 months
(Dates, Subjects, Name & Designation
of teachers, Attendance sheet) | Number: 05
Available & Verified/
Not available |
| (d) Case presentations held in last 12 months
(Dates, Subjects, Name & Designation
of teachers, Attendance sheet) | Number : 05
Available & Verified/
Not available |
| (e) Group discussions held in last 12 months
(Dates, Subjects, Name & Designation
of teachers, Attendance sheet) | Number : 10
Available & Verified/
Not available |
| (f) Guest lectures held in last 12 months
(Dates, Subjects, Name & Designation
Attendance sheet) | Number : 02
Available & Verified/ ofteachers,
Not available |

29. Any other information.

The details of the observation are narrated against each column of the SAF.



PRINCIPAL

Adichunchanagiri Institute of Medical Science
Balaganga, ~~Signature of Dean~~ 571 448,
Nagamangala Tq., Mandya Dist.
Karnataka.



Signature of Assessor

PART III(NOT APPLICABLE)**POSTGRADUATE EXAMINATION****(Only at the time of recognition inspection)**

1. Minimum prescribed period of training.
(Date of admission of the Regular Batch appearing in examination)
2. Minimum prescribed essential attendance.
3. Periodic performance appraisal done or not?
4. Whether the candidates appearing in the examination have submitted their thesis six months before appearing in examination as per PG Regulations.2000?
5. Whether the thesis submitted by the candidates appearing in the examination been accepted or not?
6. Whether the candidates appearing in the examination have (i) presented one poster (ii) read one paper at National/State conference and presented one research paper which has been published/accepted for publication/sent for publication during period of their postgraduate study period.
7. Details of examiners appointed by Examining University (Give details here, No Annexures).
8. Whether appointment of examiners, their eligibility & conduct of examination is as per prescribed MCI norms or not ?
9. Standard of Theory papers and that of Clinical / Practical Examination:
10. Year of 1st batch pass out (mention name of previous/existing University)

Degree Course -----

- Note: (i) Please do not appoint retired faculty as External Examiner
(ii) There should be two internal and two external examiners. If there are no two internal examiners available in the department then only appoint three external examiners.


PRINCIPAL

Adichunchanagiri Institute of Medical Science:
Balagangotri, Mandya - 571 448,
Nagamangala Tq., Mandya Dist.
Karnataka.


Signature of Assessor