

Confidential

MEDICAL COUNCIL OF INDIA
ASSESSMENT FORM FOR 250 ADMISSIONS REPORT

Part A-I
(to be filled by the Institution)

1.1 Type of Assessment

U/S 10A- Regular:

5th renewal (✓)

U/S 11 -Regular: Recognition (✓),

U/S 19 Continuation of Recognition Regular ()


Any Other:

Note:

1. All rows/columns must be filled.
2. 'Not Applicable' should be clearly written wherever a required information is not relevant.
3. All pages of the A-I are to be signed by Dean/Principal/Director.

Date:

Signature with stamp Dean/Principal/Director



Name of the Institution : **BANGALORE MEDICAL COLLEGE & RESEARCH INSTITUTE.**

Address : **K.R. ROAD, KALASIPALYAM, FORT, BANGALORE - 560 002.**

Telephone No. : **080 2670 0810 , 9483521264**

E-mail : **_director_bmcri@yahoo.co.in**

Fax : **080 2670 4342**

Website : **www.bmcri.org**

Management : **AN AUTONOMOUS INSTITUTE, GOVT. OF KARNATAKA**

Regn. no. of Society/Trust/Company : **Reg. No.: BLU-S1131-2006-07, Dated: 16/01/2007. (Registration of Society Govt. of Karnataka)**

Consent/Affiliation from University : **Rajiv Gandhi University of Health Sciences, Karnataka vide notification no. ACA/ M-11/2015-16, Dated: 08/07/2015**

Period of Validity : **2015-16**

No. of seats as per Essentiality Certificate : **100 increased Seats (150+100= 250) (Information not required for renewal/recognition inspection)**

Period of Validity : **2015-16**

Assessment Date : **10th & 11th February 2016**

Last Assessment Date : **15-03-2015 & 16-03-2015**

Date:

Signature with stamp Dean/Principal/Director

11/2/16
BANGALORE
KARNATAKA

1.2 For LOP ONLY:

(a) Location: The applicant college is located in Bengaluru city of Bangalore Taluk Bangalore district of Karnataka state.

(b) The College has following plots of land:

Plot #	Survey #	Place	Area	Remarks if any
1	8	VANI VILAS HOSPITAL, VICTORIA HOSPITAL, MINTO HOSPITAL, DENTAL COLLEGE	239579.8 Sq. Mtr	Owned by the State Govt.
2	93	BANGALORE MEDICAL COLLEGE OFFICE	509.4 Sq. Mtr	Owned by the State Govt.

Date:

Signature with stamp Dean/Principal/Director

11/12/16
DEAN
BANGALORE MEDICAL COLLEGE
220 PR...

3	97	BANGALORE MEDICAL COLLEGE OFFICE	21336.9 Sq. Mtr	Owned by the State Govt.
4	315	UG Hostel	2 Acres	Owned by the State Govt.
5	1311	NEW PG HOSTEL	2430.95 Sq.mtr	Owned by the State Govt.
6	97	PG HOSTEL, NURSES QUARTERS AT A.V.ROAD.	2 Acres	Owned by the State Govt.
7	1304 to 1310	BOWRING & LADY CURZON HOSPITALS	13.05 Acres	Owned by the State Govt.

(b) The campus is divided into 2 parts

Part I College Campus

Part II Victoria, Vanivilas & Minto Hospital - 0.3 Km

Part III Bowring & Lady Curzon Hospital- 4 Km

Date:

Signature with stamp Dean/Principal/Director

11/11/16
DIRECTOR COLLEGE
BANGALORE MEDICAL COLLEGE
AND NURSING INSTITUTE

- 1.3 **Building Plan approval from the competent authority: Yes (Annexure-A)**
- 1.4 **Buildings:**
- College: 20,000 sq.mt.
- Hospital (including OPD): 173200 sq.mt (VH, VVH & Minto) 53400 sq.mt (B & LCH)
- Hostel & Residential complex 20,300 sq.mt.
- 1.5 Building Use/ Occupancy Certificate: approved by BBMP order no: JDTP(S)/GL/597/07-08 dated 21.05.2008.
- 1.6 **Nearest airport: 40 kms. Bangalore International Airport Limited**
kms. (Information not required for renewal/recognition inspection)
- 1.7 **Nearest Railway Station: 4 kms.** (Information not required for renewal/recognition inspection)
- 1.8 **Water Supply: Through Municipal Through BWSSB 4,80,49,000 Ltrs of Consumption Per / Month / Borewells.**
(Information not required for renewal/recognition inspection)
- 1.9 **Electric supply: Sanctioned Load 2725 KVA.**(Information not required for renewal/recognition inspection)
- 1.10 **Generators: 17 Nos available . Available load in KVA 750 (5 No.), 625 (1), 500(2), 380 (1), 250(2), 125 (2), 62.5 (1), 50**
- 1.11 **Drainage & sewage disposal: BWSSB + E.T.P- Victoria Hospitals Complex (1MLD) and B&LCH (300KLD)**
(Information not required for renewal/recognition inspection):
- 1.12 **Working Hours:**
1. OPD Timings: 9 am to 4 pm
 2. College Timings: 9 am to 4 pm

Date:

Signature with stamp Dean/
Principal/Director
11/2/16
DEAN
SARVODAYA
INSTITUTE

3. Library Timings: 9am to 9 pm

1.13 Annual Budget: College & Hospital: Annexure B

Year	Current Financial Year	
	College	Hospital
Salary	Annexure Enclosed	Annexure Enclosed
- Doctors		
- Resident Doctors		
- Other Staff		
Technical Training	Annexure Enclosed	Annexure Enclosed
Library & Education	Annexure Enclosed	Annexure Enclosed
Maintenance	Annexure Enclosed	Annexure Enclosed
Contingencies	Annexure Enclosed	Annexure Enclosed
Others	Annexure Enclosed	Annexure Enclosed
Total	Annexure Enclosed	Annexure Enclosed

Date:

Signature with stamp Dean/Principal/Director

1.14 Paramedical staff (Nos.): Give details of technicians department wise:

Department	Technician	Assistant	Attendant	Other
Radiology	3	2	1	4
Biochemistry	3	5	2	2
Microbiology	2	2	2	2
Serology	3	1	1	2
Heamatology	2	3	2	1
Histo-pathology	3	2	2	1
Cytopathology	3	3	1	1
OT	3	1	2	5
Anesthesia	2	3	2	4
Blood Bank	3	3	2	2
Labour Room	1	2	2	1
Emergency Room	1	2	2	2
CSSD	3	3	2	1
Mortuary	-	-	1	1

Date:

Signature with stamp Dean/Principal/Director

DEAN/PRINCIPAL/DIRECTOR
BANGALORE UNIVERSITY COLLEGE
AND DEPARTMENT OF NURSING

Laundry	-	-	1	2
Electrical	2	-	-	-
Housekeeping	-	-	2	5
Bio-medical	2	-	1	-
BWM	-	-	1	-
Pharmacy	4	-	2	-
Anatomy	2	-	2	-
Biochemistry	3	5	2	2
Physiology	2	-	2	-
Microbiology	-	-	-	-
Pathology	4	4	2	-
Forensic Medicine	-	-	2	-
Community Medicine	-	-	-	-
Pharmacology	2	-	3	1
UHC	2	-	1	-
RHC	1	-	1	-

Category	No of Beds	
	Required Nos.	Available Nos.
Staff Nurses	450	480
Sister Incharge	75	80
ANS	18	20
DNS	8	10
Nursing Suptd	1	6
Total	552	596

Date:

Signature with stamp Dean/Principal/Director

1.16 Medical Education Unit (MEU): (Information not required for LOP inspection)

Available as per Regulations : Yes
 Name of the MEU coordinator : Dr. Anand Alladi (HOD of Paediatric Surgery)
 Details of affiliated faculty : ANNEXURE- C
 Details of the Orientation programme and Basic Course Workshop undergone by MEU]:
 Coordinator
 Name of the MCI Regional Centre where
 above training has been undertaken : **ST John's Medical College Bangalore**
 Dates of the above workshops : **2014-15**

Details & Duration of Workshops in Medical Education Technology conducted by MEU:

Details of faculty who have undergone basic course workshop in *Medical Education Technology* at the allocated MCI Regional Centre

Feedback evaluation of workshops and action taken reports on the basis of feedback obtained


1.17 Continuing Medical Education : (Information not required for LOP inspection)

Details of CMEs/workshop organized by the college held in the past 1 year: ANNEXURE D
 Details of the credit hours awarded for the past one year (details/comments in annexure)

1.18 College Council : (Information not required for LOP inspection): ANNEXURE E

- Name, designation, contact no. and address of the President & Secretary.
- Composition of the Council (HODs as members & Principal / Dean as chairperson)

Date:

Signature with stamp Dean/Principal/Director

 ST JOHN'S MEDICAL COLLEGE
 BANGALORE
 AND POST GRADUATE INSTITUTE

- No. of times the College Council meets per year (min 4): **Meets Quarterly**
- Action taken report on College Council Meetings (details / comments in annexure II)

1.19 PG Course: If the college is running PG course; Please mention the intake of PG seats subject wise: **ANNEXURE F**

Sr No.	Subject	No. of Permitted sets	No. of recognized seats
Copy enclosed			

1.20 Clinical Material

Item	On Day of assessment 10-02-2016		Remarks
O.P.D. attendance	3034		
Casualty attendance (24 hrs. data)	344		
No of admissions	195		
No. of discharges	154		
Bed occupancy%	82%		
<u>Operative Work</u>			
No, of major surgical operations	74		
No. of minor surgical operations	192		
No. of normal deliveries	48		
No. of caesarian sections	17		
<u>Radiological Investigations</u>	O.P. D	I.P.D	
X-ray	282	111	

Date:

Signature with stamp Dean/Principal/Director

10/2/16

DEPARTMENT OF DEAN
BANGALORE CLINICAL COLLEGE
AND RESEARCH INSTITUTE

Item	On Day of assessment 10-02-2016		Remarks
	152	62	
Ultrasonography	152	62	
Barium, IVP etc.	26	21	
C.T. Scan	18	7	

Item	Day of assessment		Remarks
	O.P. D	I.P.D	
Laboratory Investigations - No. of Tests	O.P. D	I.P.D	
Biochemistry	675	418	
Microbiology	119	101	
Serology	83	72	
Hematology	510	314	
Histopathology	17	12	
Cytopathology	13	15	

Date:

Signature with stamp Dean/Principal/Director

1.21 College Website Annexure G

Sr. No.	Details of information	Provided or not (with no & date)
1	Dean, Principal & M.S.	Provided
2	Staff-Teaching & non Teaching*	Provided
3	CME, Conference, academic activity conducted	Provided
4	Awards, achievements received by the faculty.	Provided
5	Affiliated university and its VC & Registrar.	Provided
6	Details of the MCs infrastructure a) Academic Facilities (LT, Demo rooms, Common rooms, Labs, Library, Skill lab, Computer Lab, Auditorium): b) Hospital: c) Residential Facilities: Hostel, Cafeteria, Mess, d) Recreation Facilities: Indoor & Outdoor e) Medical Facilities for Students & Staff	Provided Provided Provided Provided Provided
7	Citizen Charter	Provided
8	List of students admitted category wise (UG & PG) in current and previous year.	Provided
9	Results of all examinations in previous year.	Provided

Date:

Signature with stamp Dean/Principal/Director


Sr. No.	Details of information	Provided or not (with no & date)
10	Details of members of the Anti Ragging Committee Members with contact details including landline Ph. mobile, email etc..	<u>ANNEXURE</u> H
11	Toll free number to report ragging.	Provided
12	No. of ragging cases reported to Anti Ragging Committee and Action taken by Anti Ragging Committee.	Nil

Undertaking - To be given by the Dean/Principal of the Institute

I hereby given an undertaking that :

- (i) The college will admit students only after obtaining the permission from Central Govt.
- (ii) In the event of this declaration turning out to be either incorrect or any part of this declaration subsequently turning out to be incorrect or false, it is understood and accepted that the undersigned shall be responsible for any such misdeclaration or misstatement.
- (iii) In case, the declaration made by me is found to be false in any material point then necessary Civil / Criminal proceedings, including prosecution under Section 199 of the Indian Penal Code, 1860, may be initiated against me by the Competent Authority.
- (iv) The college has obtained all requisite statutory approvals.
- (v) The college has fulfilled all requirements as per the applicable Minimum Standard Requirement for the Medical College Regulations, 1999.
- (vi) The mandatory requirements laid down by the Persons with Disabilities Act are met by the college

Date:

Signature with stamp Dean/Principal/Director

 BANGALORE MEDICAL COLLEGE
 AND INSTITUTE

D1/2015/153162
D1 15-02-2016 1

MEDICAL COUNCIL OF INDIA
ASSESSMENT REPORT FOR 250 MBBS ADMISSIONS
INCREASE IN ADMISSION CAPACITY FROM 150 TO 250
Part A-II
(to be filled by the Assessors)

1.1 Type of Assessment

U/S 10A-regular

U/S 11- Recognition - Regular

Continuation of Recognition from 150 to 250 MBBS (UG)

Name of the Institution	:	BANGALORE MEDICAL COLLEGE & RESEARCH INSTITUTE		
Address	:	K.R. ROAD, KALASIPALYAM, FORT, BANGALORE – 560 002.		
Telephone No.	:	080 26700810, 9483521264		
E-mail	:	director_bmcric@yahoo.co.in		
Council Letter No & Date	:	MCI-27(1)(UG)/Recg-10/2016-17-Med./ date: 04.02.2016		
Assessment Date:	10 th & 11 th February 2016	Last Assessment Date :	15-03-2015 & 16-03-2015	
		Examination pattern assessment	06-01-2016	
PG Courses	:	Yes		

11/2/16
 (Dr. Biraj Kumar Das)
 Co-ordinator

11.2.16
 (Dr. Arati Biswas)

14/02/2016
 (Dr. C B Tripathi)

11.2.16
 (Dr. M P Sudhanshu)

11/2/16
 (Dr. Devadass P.K.)
 Director cum Dean

DIRECTOR CUM DEAN
 BANGALORE MEDICAL COLLEGE
 AND RESEARCH INSTITUTE

Signatures of the Assessors & Date

Signatures of Dean/Principal & Date

Particulars of Assessors

Name of the Assessors	Correspondence Address	Contact No	Email
Dr. Biraj Kumar Das	Dept. of ENT, Fakruddin Ali Ahmed Medical College, Barpeta, Assam	9435107730	drbiraj@rediffmail.com
Dr. Arati Biswas	Professor & HOD, Dept. of OBG, Calcutta National Medical College, Kolkatta, West Bengal	009433137666	Dr.aratibiswas@gmail.com
Dr. C B Tripathi	Professor & HOD, Dept. of Pharmacology, Government Medical College, Bhavnagar, Gujarat	09825951678	cbrtripathi@yahoo.co.in
Dr. M P Sudhanshu	Professor, Dept. of Anatomy, Patna Medical College, Patna, Bihar	9431645114	mundrikaprasadsudhanshu@gmail.com

Signatures of the Assessors & Date

Signatures of Dean/Principal & Date

1.2 The College has following plots of land:

The campus is.	Divided into three parts
	Part I College Campus
	Part II Victoria, Vanivilas & Minto Hospital - 0.3 Km
	Part III Bowring & Lady Curzon Hospital- 4 Km

1.3 Dean/Principal: Dr. Dr.Devadass.P.K, M.D.(Forensic Medicine) with 26 years of teaching experience – 7 months as Medical Superintendent in Victoria Hospital & 14 years 5 months yrs of professor & HOD 4 years 1 months yrs of experience of Asso. Prof and 4 year 3 months experience of Asst. Prof., experience of Lecturer 3 years 5 months . He is also holding the post of Professor in the Department of Forensic Medicine.

Dean Office is located **inside the premises of** of the college/building along with the administrative block. Adequate space (as per MSR guidelines by MCI) and other required facilities (as given in the table below) are provided to the administrative staff. Dean Office is located in College Campus of the college/building along with the administrative block. Adequate space (as per MSR guidelines by MCI) and other required facilities (as given in the table below) are provided/~~not provided~~ to the administrative staff.

Office Space Requirement	Requirement Space (mts)	Available
Dean/Principal Office	36	40
Staff Room	54	60
College Council Room	80	80

Signatures of the Assessors & Date

Signatures of Dean/Principal & Date

DIRECTOR CAN DEAN
BANGALORE MEDICAL COLLEGE
AND RESEARCH INSTITUTE

1.4 Medical Education Unit (MEU): Annexure-1

Available as per Regulations	:	Yes
Name of the MEU coordinator	:	Dr. Anand Alladi, Professor & HOD of Paediatric Surgery
Name, Designation & Experience of affiliated faculty	:	Dr. B S Dayananda, Prof. of Pathology – 20 years Dr. Ranganath T S, Prof. of P&SM Dr. Kala Yadav, Prof. of Microbiology Dr. Asima Banu, Prof of Microbiology-- 15 years Dr. Ravindra K R, Asso. Prof. of General Medicine Dr. Prashanth K S, Asst. Prof. of Physiology Dr. Eshwari Asst. Prof. Skin & VD-10 years Dr. Asha GS, Asst. Professor of Skin & VD-15yrs
Name of the MCI Regional (Nodal) Centre where above training has been undertaken	:	ST. JOHNS MEDICAL COLLEGE , BANGALORE
Details of the Orientation programme and Basic Course Workshop undergone by MEU(No. of programmes organized during Academic year, No. of People attended, proceedings (to be verified at the time of assessment)	:	Details Enclosed
Date/s of the above workshops	:	Details Enclosed
Details & Duration of Workshops in Medical Education Technology conducted by MEU	:	Details Enclosed
Details of faculty who have undergone basic course workshop in	:	Details Enclosed

Signatures of the Assessors & Date

Signatures of Dean/Principal & Date

**DIRECTOR GENERAL
BANGALORE MEDICAL COLLEGE
AND RESEARCH INSTITUTE**

Medical Education Technology at the allocated MCI Regional Centre		
Details of faculty who have undergone advanced course workshop in Medical Education Technology at the allocated MCI Regional Centre		Details Enclosed
Feedback evaluation of workshops and action taken reports on the basis of feedback obtained	:	Feedback evaluation of workshops taken.

1.5 Continuing Medical Education : Annexure-2

No and Details of CMEs/workshop organized by the college held in the past 1 year	:	24 List Enclosed.
Details of the credit hours awarded for the past one year		37hrs for conferences/ workshops

1.6 College Council : Annexure-3

Name, designation, contact no. and address of the President & Secretary.	:	President :Dr. Devadass P K Director cum Dean, BMCRI, Secretary : Dr. Satish, Professor and Medical Superintendent, Victoria Hospital, BMCRI
Composition of the Council (HODs as members & Principal / Dean as chairperson)		All HOD's of the Institute.
No. of times the College Council meets per year (min 4) :		Meets 4 times a year
Details of college Council meetings where students Welfare was discussed and Action taken report (details / comments in annexure II)		List is enclosed

Signatures of the Assessors & Date

Signatures of Dean/Principal & Date

Dr. Devadass P K
11/2/16
Dr. Satish
Dr. Satish
BMCRI
BANGALORE
AND RESEARCH INSTITUTE

1.7 Pharmacovigilance Committee: Present- No of meeting in the previous yrs. Annexure-4 Minutes to be checked)

1.8 Examination Hall:

Requirement	Available	
No - 1/2/3 Area - 250 Sq. mt. Capacity - 250	Area	capacity
	750sq.m	500 + 250 750

1.9 Lecture Theatres:

	Medical college		Hospital		Comments
	Req	Available	Req	Available	
Number	04	04	01	01	
Capacity	300	300	300	300	
Type (Gallery)	Yes		Yes		
A.V. Aids	Yes		Yes		
E-class Facility	Yes		Yes		

18/11/2016

18/11/2016

18/11/2016

18/11/2016

18/11/2016
DIRECTOR CHIEF DEAN
BANGALORE UNIVERSITY COLLEGE
AND HOSPITAL

Signatures of the Assessors & Date

Signatures of Dean/Principal & Date

1.10 Library

Air-conditioned :Yes

Working Hours: 9am to 9pm

- a. Stack room : Available 9am to 9pm
- b. Reading room : Available 9am to 9pm

	Required	Available	Remarks
Area	4000 Sq.m.	4200 Sq.m.	
Student Reading Room (Inside)	250 Capacity	250 Capacity	
Student Reading Room (Outside)	250 Capacity	250 Capacity	
Staff Reading Room	25Persons	25 Persons	
Room for Resident/PG reading room	25	25	
Particulars	Required Nos.	Available Nos.	Remarks
No of Books	20000	39880	
Journals (Indian)	70	75	
Journals (Foreign)	30	114	
Internet Nodes	50	70	Digital library

1.11 Common Room for Boys & Girls

	Area Required Sq. Mt.	Available Area Sq. Mt.	Toilet - Attached Y/N
Boys	Capacity : 200 Area	200sq,.mt.,	Y
Girls	Capacity : 200 Area	200sq,.mt.,	Y

Signatures of the Assessors & Date

Signatures of Dean/Principal & Date

11/2/16
 DIRECTOR CUM DEAN
 BANGALORE MEDICAL COLLEGE
 AND RESEARCH INSTITUTE

1.12 Central Photography Section: Available Yes
 Staff Yes
 Equipments Yes


ANNEXURE- 5

1.13 Hostel: Location - Within campus

Hostel Category	Required Capacity	Available Capacity (No Rooms X capacity of each room = Total capacity)	Furnished (Y/N)	Toilet Facility Adequate/ Inadequate	Mess (Y/N)	Hygiene of Hostel campus Y/N	Visitor room, AC Study room with internet & Computer, Recreation room with TV, Music, Indoor Games Y/N	Remarks
UG Students @ 75% Capacity	938	Boys 211X3-4=633 Girls 102*3-4=305 Total 938	Yes	Adequate	Yes	Yes	Yes	Nil
Interns @ 100% Capacity	250	Boys 97*3=200 Girls 30*2-3=50 Total 250	Yes	Adequate	Yes	Yes	Yes	Nil
Resident @ 100% Capacity including PG	128	Boys 40*2=80 Girls 20*2-3=48 Total 128	Yes	Adequate	Yes	Yes	Yes	Nil
Nurses @ 20% Capacity	110	60*2=110	Yes	Adequate	Yes	Yes	Yes	Nil

Signatures of the Assessors & Date

Signatures of Dean/Principal & Date


 DIRECTOR CHH-DEAN
 BANGALORE N. COLLEGE
 AND RESEARCH


Residential Quarters: ANNEXURE 5

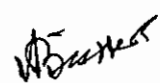

Category	Required Nos.	Available Nos.	Remarks
Teaching Staff @ 20% Capacity	38 faculty	38 faculty in PWD quarters at Bengaluru	<ul style="list-style-type: none"> Most of the staff members have their own accommodation and all are eligible to avail the PWD quarters of Govt. Of Karnataka 180 flats are being constructed presently in the premises for nurses and senior residents.
Non-Teaching Staff @ 20% Capacity	38	70	

1:14 Recreational Facilities:


Outdoor games	Yes
Play field/s	Yes
Type of games	Cricket, Volley Ball, Foot Ball, Basket Ball, Throw Ball, Table Tennis
Indoor games facilities	Yes
Gymnasium	Available

1.15 Gender Harassment Committee -: Yes (Documents to be seen at the time of assessment)- Annexure - 6


Signatures of the Assessors & Date




DIRECTOR, DEEMED
BANGALORE UNIVERSITY
AND RESEARCH
11/2/18
Signatures of Dean/Principal & Date

TEACHING HOSPITAL

2.1 Name of the Hospital: 1. Victoria Hospital, Vanivilas Hospital, Bowring & Lady Curzon Hospital, Minto Regional Ophthalmic Hospital.

Owned by: Government

2.2 Name of the Medical Superintendent: MD/MS (), with years administrative experience.

1. **Dr.Satish, MBBS, MS ENT with 13 year 4 month administrative experience.**
2. **Dr. Gangadhar B Belvadi, MD-Paediatrics with 10 year 4 month administrative experience.**
3. **Dr. Manjunath K S, MS-Orthopaedics with 6 years administrative experience.**
4. **Dr. T K Ramesh, MS-Ophthalmology with 9 years 7 month administrative experience.**

	Space Requirement	Availability
Medical Supdt's Office	36 sq. mt.	40sqm VH+ 74sqm BLCH+38sqm Minto+ 45sqm VVH
Administrative Office	150 sq. mt	155sqm VH+ 93 sqmBLCH+54sqm Minto+ 225sqm VVH

2.3 Teaching and other facilities :

OPD Timings	:	9.00 A.M. to 4.00 P.M.
Separate Registration areas for male/female patients available	:	Yes
Separate Registration counters for OPD/IPD	:	Available

Signatures of the Assessors & Date

Signatures of Dean/Principal & Date


 DIRECTOR COM DEAN
 BANGALORE MEDICAL COLLEGE
 AND RESEARCH INSTITUTE
 11/2/16

Are the Registration counters computerized	:	No
Staff for registration center	:	Adequate
Waiting areas for above patients available	:	Yes
No. of rooms for examination of patients	:	Yes
Capacity of teaching area in each department	:	Yes
Enquiry Desk	:	Yes

2.4 Facilities available in OPD

-Medicine Injection room - Male - Female	Yes Yes	E.C.G. Room	Yes
Surgery Dressing room - - Male - Female	Yes Yes	Minor OT	Yes
Orthopaedics Plaster room Dressing room - - Male - Female	Yes Yes Yes	Plaster cutting room	Yes
Ophthalmology	Refraction Rooms Dark Rooms Dressing Rooms / Minor Procedure Room		Yes Yes

Signatures of the Assessors & Date

Signatures of Dean/Principal & Date

**DEPARTMENT OF
BANGALORE
AND RESEARCH**

ENT	Audiometry (AC & Sound proof)	Yes
	Speech Therapy	Yes
Pediatrics	Child Welfare Clinic	Yes
	Immunisation Clinic	Yes
	Child Rehabilitation Clinic	Yes
		Yes
OBS & GYN	Antenatal Clinic	Yes
	Sterility Clinic	Yes
	Family Welfare Clinic	Yes
	Cancer Detection Clinic	Yes

Comments :

2.5 Total Number Of Teaching Beds & Admitted Patients - Distance between two beds should be 1.5 m.

Teaching Hospitals in Campus with Total Beds _950.

Teaching Hospitals in Outside the Campus (3km from the campus) with Total Beds - 525

Department	Ward Nos.	Beds Required	Total Beds Available	Total Admitted Patients	Facilities Available in Each Ward						Remarks
					Nursing Station Y/N	Exam/Treat Room Y/N	Pantry Y/N	Store Room Y/N	Duty Room Y/N	Demo Room (25 Capacity) Y/N	
Gen. Medicine	08	240	240		Yes	Yes	Yes	Yes	Yes	Yes	
Pediatrics	05	150	160		Yes	Yes	Yes	Yes	Yes	Yes	
TB & Respiratory Medicine	02	50	60		Yes	Yes	Yes	Yes	Yes	Yes	
Psychiatry	01	30	30		Yes	Yes	Yes	Yes	Yes	Yes	
Dermatology	02	70	70		Yes	Yes	Yes	Yes	Yes	Yes	
Gen. Surgery	08	240	240		Yes	Yes	Yes	Yes	Yes	Yes	
Orthopedics	05	150	150		Yes	Yes	Yes	Yes	Yes	Yes	

Signatures of the Assessors & Date

Signatures of Dean/Principal & Date

DIRECTOR, VMMC & JH DEAN
BANGALORE VET. MED. COLLEGE
AND RESEARCH INSTITUTION
11/1/18

Department	Ward Nos.	Beds Required	Total Beds Available	Total Admitted Patients	Facilities Available in Each Ward						Remarks
					Nursing Station Y/N	Exam/Treat Room Y/N	Pantry Y/N	Store Room Y/N	Duty Room Y/N	Demo Room (25 Capacity) Y/N	
Ophthalmology	05	170	170		Yes	Yes	Yes	Yes	Yes	Yes	
ENT	03	90	90		Yes	Yes	Yes	Yes	Yes	Yes	
OB & GYN	07	190	265		Yes	Yes	Yes	Yes	Yes	Yes	
Total	46	1380	1475		Yes	Yes	Yes	Yes	Yes	Yes	

2.6 Clinical material (*Random verification to be done by the Assessor).

Assessor should randomly verify the monthly data and fill accordingly in the daily average columns, specifying the months

Item	On Day of assessment 10-02-2016	Remarks
O.P.D. attendance	3034	
Casualty attendance (24 hrs. data)	344	
No of admissions	195	
No. of discharges	154	
Bed occupancy%	82%	
Operative Work		
No. of major surgical operations	74	
No. of minor surgical operations	192	
No. of normal deliveries	48	

Signatures of the Assessors & Date

Signatures of Dean/Principal & Date

[Signature]
DIRECTOR
BANGALORE MEDICAL COLLEGE
AND RESEARCH
4/2/16

Item	On Day of assessment 10-02-2016		Remarks
No. of caesarian sections	17		
<u>Radiological Investigations</u>	O.P. D	I.P.D	
X-ray	282	111	
Ultrasonography	152	62	
Barium, IVP etc.	26	21	
C.T. Scan	18	7	

Item	Day of assessment		Remarks
<u>Laboratory Investigations - No. of Tests</u>	O.P. D	I.P.D	
Biochemistry	1075	685	
Microbiology	119	101	
Serology	83	72	
Hematology	510	314	
Histopathology	17	12	
Cytopathology	13	15	

Signatures of the Assessors & Date

Signatures of Dean/Principal & Date


 DIRECTOR CHM DEAN
 BANGALORE MEDICAL COLLEGE
 AND RESEARCH INSTITUTE
 10/2/16

There is a big Hospital named Bangalore Medical College & Research Institute.
Under this institute there are another 4 hospitals within the campus namely

- 1) Victoria Hospital
- 2) Vanivilas Hospital
- 3) Minto Hospital
- 4) Bowring & Lady Curzon Hospital - 4 Kms away from the main Building.

Total Beds - 1475

2.7 Medical Record Section:

Manual / Computerized : Both Manual & Computerized

ICD X classification of diseases followed for indexing : Yes

2.8 Central casualty services :

No of Beds: Required: 30, Available: 60

- Number of doctors posted / Shift : 4 from each Department CMO -2 Required 2 Available_04
- Number of nurses posted / Shift: 5
- Separate casualty for OBGY cases: YES available, if yes No. of beds 2 not available,

Equipment	Availability Y/N	Number
Central Oxygen & suction facility	Central	To each Bed
Pulse oximeter	Yes	04 per department
Ambu bag	Yes	08 per department
Disaster trolley	Yes	04 per department
Crash Cart	Yes	02 per department
Emergency Drug Tray	Yes	04 per department
Defibrillator	Yes	08
Ventilator	Yes	30

Signatures of the Assessors & Date

Signatures of Dean/Principal & Date

11/2/16
DIRECTOR CLINICAL RESEARCH
BANGALORE MEDICAL COLLEGE & RESEARCH INSTITUTE

Equipment	Availability Y/N	Number
X-ray Unit - (Mobile)	Yes	10
Minor OT	Yes	4

Comments:

2.9 Clinical Laboratories

Central Clinical Laboratory: Under control of department of : Pathology.

Separate sections for pathology, microbiology, hematology & biochemistry: **Available**

2.10 Operation theatres

Type	Requirement	Available	Remarks
Major	11	32 (11 VH, 9 VVH, 8BLC, 4 Minto)	
Minor	02	04	

2.11 Equipment available in O. T. Block (Specify numbers)

Dept	Theatres Nos.	A/C Y/N	Central Oxy / Nitrous Oxide Y/N	Anesthesia Machine Y/N	Multipara Monitor with Capnograph Y/N	Defibrill ators Y/N	Infusion Pumps Y/N	Remarks
Gen Surgery	<u>9</u>	Y	<u>YES</u>	<u>YES</u>	<u>YES</u>	<u>YES</u>	<u>YES</u>	
ENT	<u>2</u>	Y	<u>YES</u>	<u>YES</u>	<u>YES</u>	<u>YES</u>	<u>YES</u>	
Ophthal	<u>4</u>	Y	<u>YES</u>	<u>YES</u>	<u>YES</u>	<u>YES</u>	<u>YES</u>	
Ortho	<u>5</u>	Y	<u>YES</u>	<u>YES</u>	<u>YES</u>	<u>YES</u>	<u>YES</u>	

Signatures of the Assessors & Date

Signatures of Dean/Principal & Date

DIRECTOR OF DEAN
HARVESTING
AND RESEARCH 4/12/16

<u>Dept</u>	<u>Theatres Nos.</u>	<u>A/C Y/N</u>	<u>Central Oxy / Nitrous Oxide Y/N</u>	<u>Anesthesia Machine Y/N</u>	<u>Multipara Monitor with Capnograph Y/N</u>	<u>Defibrillators Y/N</u>	<u>Infusion Pumps Y/N</u>	<u>Remarks</u>
OBS & GYN	<u>9</u>	<u>Y</u>	<u>YES</u>	<u>YES</u>	<u>YES</u>	<u>YES</u>	<u>YES</u>	
Emergency	<u>2</u>	<u>Y</u>	<u>YES</u>	<u>YES</u>	<u>YES</u>	<u>YES</u>	<u>YES</u>	
Septic	<u>1</u>	<u>Y</u>	<u>YES</u>	<u>YES</u>	<u>YES</u>	<u>YES</u>	<u>YES</u>	

Pre-Anaesthetic/Pre-operative Beds : Available; 60 Post Operative Recovery room beds : Available 70

2.12 Intensive Care: Following intensive areas are available -

<u>Type</u>	<u>Beds (Required)</u>	<u>Beds (Available)</u>	<u>Patients on day of assessment</u>	<u>AC Y/N</u>	<u>Central Oxygen/ Suction Y/N</u>	<u>Major Equipment (Monitor, Ventilator, ABG, Pulse Oximeter etc.) Y/N</u>	<u>Remarks if any</u>
ICCU	<u>5</u>	<u>10</u>	<u>10</u>	<u>yes</u>	<u>yes</u>	<u>Yes</u>	
ICU	<u>5</u>	<u>10</u>	<u>10</u>	<u>yes</u>	<u>yes</u>	<u>Yes</u>	
SICU	<u>5</u>	<u>5</u>	<u>5</u>	<u>yes</u>	<u>yes</u>	<u>Yes</u>	
NICU/PICU	<u>5</u>	<u>30</u>	<u>30</u>	<u>yes</u>	<u>yes</u>	<u>Yes</u>	

2.13 Labour Room

Signatures of the Assessors & Date

Signatures of Dean/Principal & Date

11/2/16
DIRECTOR, CHS DEAN
BANGALORE

Rooms	Beds	Remarks
Clean Cases	17	
Septic Cases	8	
Eclampsia	20	

2.14 Radiological Facilities:

Equipment	Required no.	Available no.	AERB Approval Y/N	Functional Status at the time of assessment Y/N	Remarks if any
Mobile X Ray 60 mA 100 mA	3 3	3 3	Y	Y	
Static X Ray 300 mA 600mA 800/1000 mA	2 2 2	2 2 1 2	Y Y Y	Y Y Y	
CT Spiral Minimum 16 slice	1	1	Y	Y	

Equipment	Required no.	Available no.	PNDT Approval Y/N	Functional Status at the time of assessment Y/N	Remarks if any
-----------	-----------------	------------------	-------------------------	-------------------------------------------------------	----------------

Signatures of the Assessors & Date

Signatures of Dean/Principal & Date

DIRECTOR OF HEALTH SERVICES
BANGALORE
11/12/2016

USG	3	3	Y	Y	
-----	---	---	---	---	--

2.15 Blood Bank:

Available and functional: Yes /

Number of units dispensed in a day 30-40

Number of units stored on day of assessment 200

License valid up to:31-12-2016 (ANNEXURE- 7)

Blood Separation Facility - Available

2.16 Pharmacy : Pharmacist/Staff available: List to be included Annexure -8

- No. of sub-stores located in different parts of hospital:_6 Block
- Average no. of patients per day given drugs: 1601 outdoor & 2700 indoor.


2.17 Central sterilization Department :


- Timings 9am to 4 pm_& Shifts: _03
- Equipment: Horizontal autoclaves _yes / Vertical autoclaves _yes, ETO Sterilisers: _05_No.
- Separate receiving and distribution points - Yes

2.18 Intercom: Available : yes


No. of incoming lines _25 No. of extension lines:22

2.19 Central laundry/Alternative Arrangements:





Signatures of the Assessors & Date



11/2/16
DIRECTOR
BANGALORE

Signatures of Dean/Principal & Date

In House

Type of Laundry: Mechanized

2.20 Kitchen/ Alternative Arrangements

- In-House
- Food free of charge: yes Number of patients 1005
- Provision of special diet: yes
- Services of a nutritionist/dietician: available

2.21 Total no. of Canteens: 07 For staff 03, For students _04.



2.22 Arrangements for Biomedical Waste Management. Annexure-9

- Outsourced

2.23 Central Research Lab:

- Available – Yes
- Facilities – Adequate
- Research Projects:
 - Completed Nos _25__
 - Ongoing Nos _25__

2.24 Nursing and Paramedical staff :


Signatures of the Assessors & Date





4/2/16
DIRECTOR CUM DEAN
BANGALORE MEDICAL COLLEGE
AND RESEARCH INSTITUTE

Signatures of Dean/Principal & Date

Nursing staff:	No of Beds _____	
Category	Required Nos.	Available Nos.
Staff Nurses	450	480
Sister Incharge	75	80
ANS	18	20
DNS	8	10
Nursing Suptd	1	6
Total	552	596

Paramedical And Non teaching staff	Required Nos.	Available Nos.
	188	188



Signatures of the Assessors & Date



DIRECTOR GENERAL
BANGALORE
AND REVENUE
11/2/16

Signatures of Dean/Principal & Date

MEDICAL COLLEGE Annexure-10

3.1 College Website:

Sr. No.	Details of information	Yes/No
1.	Dean, Principal & M.S.	Yes
2.	Staff-Teaching	Yes
3.	Affiliated university and its VC & Registrar.	Yes
4.	Citizen Charter	Yes
5.	List of students admitted category wise (UG & PG) in current and previous year.	Yes
6.	Results of all examinations in previous year.	Yes
7.	Details of members of the Anti Ragging Committee Members with contact details including landline Ph. mobile, email etc..	Yes
8.	Details of members of the Gender Harassment Committee Members with contact details including landline Ph. mobile, email etc..	Yes
9.	Toll free number to report ragging.	Yes

3.2 Teaching Programme:

Didactic teaching	Yes
Demonstration	Yes
Integrated teaching (Horizontal/Vertical teaching)	Yes
Clinical posting	Yes
Clinical Pathological Conference	Yes
Grand Rounds	Yes
Statistical Meeting	Yes
Seminars	Yes

Signatures of the Assessors & Date

Signatures of Dean/Principal & Date

[Handwritten signature]
 DIRECTOR, DEAN
 BANGALORE
 AND KERALA INSTITUTE

Teaching Facilities:**3.3 Anatomy**

Required	Available	Required	Available
Demonstration Room/s • No 04 • Capacity - 75 to 100 students	04 75 seating capacity	AV Aids:	Adequate LCD Projector 1 OHP 02 Mike set 02 Laptop 4
• Number of practical laboratory/ies - 1 • Number of Lab seats 75 • Number of microscopes 100 Dissection Microscopes 10	2, DH 250 H-90 100	Museum: ____ seating capacity • Mounted specimens • Models - Wet & Dry • Bone Sets - Articulated-____ & Disarticulated- ____ • MRI & CT	No. 367 No. 197 No. 7 & 9 No. ____
Number of dissection tables - 25 (Half Standard Size)	Available - 31	Number of cadavers	40
Cold store / cooling chambers -125 Bodies	Available -2 for 4 bodies	Storage tank - ____	6
Embalming room 1	Available-1	Band saw	2
Lockers - 250	Available-250	Departmental Library- (80-100 Books.)	600

Adequate exhaust, light, water supply and drainage facilities - Available

Signatures of the Assessors & Date

Signatures of Dean/Principal & Date

412116
DIRECTOR OF COLLEGE
BANGALORE UNIVERSITY
ANGLO-CHINESE COLLEGE
ANGLO-CHINESE COLLEGE

3.4 Physiology

Required	Available	Required	Available
Demonstration Room/s • No - 04 • Capacity - 75 to 100 students	Available 4 Capacity 75	AV Aids:	Adequate LCD Projector 3 OHP 02 Mike set 02 Laptop 3
Mammalian laboratory - 1	Available 50 sq.mt + 14 sq.mt Preparation Room	Haematology laboratory	Available 138 sq.mt + 14 sq.mt Preparation Room
Departmental Library - 80-100 Books	570	Clinical Physiology	Available 114 sq.mt
Preparation rooms -	Available 02-14 sq.mt Each	Research Lab	Available 90 sq.mt

3.5 Biochemistry

Required	Available	Required	Available
Demonstration Room/s • No 04 • Capacity - 75 to 100 students	4 75 seating capacity	AV Aids:	Adequate LCD Projector 3 OHP 02 Mike set 02 Laptop 3
Number of practical laboratory/ies -	1	Library / Seminar rooms - 80-100 Books	Available
Number of Lab seats -	60		Available

Signatures of the Assessors & Date

Signatures of Dean/Principal & Date

3.6 Pathology

Required	Available	Required	Available
Demonstration Room/s • No - 04 • Capacity - 75 to 100 students	04 75	AV Aids:	Adequate LCD Projector 3 OHP 02 Mike set 02 Laptop 4
Practical labs - • Morbid Anatomy/Histopath./ Cytology - 01 Microscopes • Clinical Pathology/Hematology - 100 Microscopes	All Sections Available	Museum: 50 , Seating Capacity- 50 students Specimens: • Mounted • Unmounted • Catalogues	No. 600 No. 610 No. 52
Departmental library - 80-100 Books	250		

3.7 Microbiology

Required	Available	Required	Available
Demonstration Room/s • No - 04 • Capacity 75 to 100 students	04 75 students	AV Aids:	Adequate LCD Projector 3 OHP 02 Mike set 02 Laptop 4
Number of practical laboratory/ies - 01 Number of Lab seats - 70 Number of microscopes/laboratory - 70	01 70 70	Media preparation facility Autoclaving, Washing and drawing room	Available
Number of service laboratories - 07	07	Museum:	No: 660
Departmental library - 80-100 Books,	150	Specimen, Charts, Models & Catalogue seating capacity- __	

Signatures of the Assessors & Date

Signatures of Dean/Principal & Date

3.8 Pharmacology

Required	Available	Required	Available
Demonstration Room/s • No - 04 • Capacity - 75 to 100 students	04 75seating capacity	AV Aids:	LCD Projector 4 OHP 02 Mike set 02 Laptop 4
Experimental Pharmacology	01	Museum: 75 seating capacity • Specimens • Charts • Models • History of Medicine • Catalogues	450 50 10 50 38 (20copies)
Clinical pharmacology/pharmacy	01		
Departmental Library - 80-100 Books	487		

3.9 Forensic Medicine

Required	Available	Required	Available
Demonstration Room/s • No -04 • Capacity - 75 to 100 students	4 75 stduents	AV Aids:	LCD Projector 3 OHP 02 Mike set 02 Laptop 2, TV, VCR
Forensic histopathology, Serology, Anthropology & Toxicology - for examination of specimen ,tests	Available, Dept. of Pathology	Museum : • Medico-Legal Specimens • Charts • Prototype fire arms • Slides • Poisons • Photographs • Catalogues	No.2133 No. 15 No. 51 No. 20 No. 150 No. 90 No. sufficient
Autopsy room - Location - In/Near hospital in a separate structure.	3+3		
Cold storage -	54 Available		
Departmental library - 80-100 Books	120		

Signatures of the Assessors & Date

Signatures of Dean/Principal & Date

3.10 Community Medicine

Required	Available	Required	Available
Demonstration Room/s • No - 04 • Capacity 75 to 100 students	4 75 students	AV Aids:	Adequate LCD Projector 3 OHP 02 Mike set 02 Laptop 4, TV, VCR
Museum: • Charts • Models • Specimens • Catalogues	Adequate No. 35 No. 20 No. 25 No. 50	Practical lab	50 30 20 50
Departmental Library - 80-100 Books	400		

3.11 Health Centers (Department of Community Medicine)

RHTC: Nelamangala (place) 29kms (Distance from the college)

Health Centers (Department of Community Medicine)

PHC I -: Nelamangala (place) Bangalore west (Distance from the college) 29 km Population 88,176

P1-IC 11 -: Hesaraghatta (place) Bangalore N west (Distance from the college) 29 km Population 53,786

PHC III -: K G Halli (place) Bangalore East (Distance from the college) 25 km Population 33,985

PHC IV : Urban Health center (place) Bangalore East (Distance from the college) 1.5km Population 33,430

H.Siddaiah Road

Signatures of the Assessors & Date

Signatures of Dean/Principal & Date

Population covered by the RHTC	88,176
It is under control of Dean/Principal (Yes/No; If no, under whose control ?)	BMC & RI
Is it owned	Owned by Govt. of karnataka
It is affiliated to College Yes/	Yes
Students and interns posted in batches of 4 throughout the year	4
Separate blocks for accommodating boys in 3 rooms having 6 beds. Girls 3 rooms having 6 beds.	Yes(boys-03 rooms having 6 beds Girls 03 rooms- having 06 beds)
Facilities for cooking & dining - Yes/No	Yes
Daily OPD	100/5
Specialist visits if any	6 visit in month
Cold chain equipment available	Yes
Survey/MCH/Immunization/FP registers	Yes
Activities under the National Health Programmes	Yes

Signatures of the Assessors & Date


Signatures of Dean/Principal & Date

3.12 Details of U.H.T.C.: Siddaiah road, Bengaluru Place 1.5km Distance from college


Population covered by the UHC	33430
It is under control of Dean	Dean
Is it owned	Owned by Govt. of karnataka
It is affiliated to College	Yes
Students and interns posted in batches of	30 students & 4 Interns
Daily OPD	100/5
Survey/MCH/Immunization/FP registers	Yes
Specialist visits if any	Yes
Deficiency if any	NIL

CONDUCT OF III MBBS EXAMINATION_(only for recognition under 11(2))

- University which conducts Examination: Rajiv Gandhi University of Health Sciences
- No. of Candidates appeared in Examination: 225
- The III MBBS examination (Part-II) was conducted satisfactorily: yes
- Centre for written/practical examination: Bangalore Medical College and Research Institute


Signatures of the Assessors & Date

 11/2/16
DIRECTOR OF COLLEGE
BANGALORE MEDICAL COLLEGE
AND RESEARCH INSTITUTE
Signatures of Dean/Principal & Date

Medical College-Staff Strength:

Name of College: Bangalore Medical College, Bengaluru
Number of students - 150 to 250 Recognition PG Courses (Yes)
Calculation Sheet

Department	Designation	Requirement as per MSR (UG)	Additional faculty required for running PG courses (if any)	Total (UG + PG)	Accepted	Deficiency
Anatomy	Professor	1	0	1	3	Nil
	Assoc. Prof.	2	0	2	2	Nil
	Asstt.Prof.	4	0	4	6	Nil
	Tutor	5	0	5	4	1 Deficiency
Physiology	Professor	1	0	1	4	Nil
	Assoc. Prof.	2	0	2	0	Nil
	Asstt.Prof.	4	0	4	4	Nil
	Tutor	5	0	5	6	Nil
Biochemistry	Professor	1	0	1	3	Nil
	Assoc. Prof.	2	0	2	1	Nil
	Asstt.Prof.	4	0	4	4	Nil
	Tutor	5	0	5	6	Nil
Pharmacology	Professor	1	0	1	5	Nil
	Assoc. Prof.	2	0	2	0	Nil
	Asstt.Prof.	3	0	3	4	Nil
	Tutor	4	0	4	4	Nil
Pathology	Professor	1	0	1	5	Nil
	Assoc. Prof.	4	1	5	2	Compensated
	Asstt.Prof.	4	1	5	5	Nil
	Tutor	6	1	7	7	Nil

Signatures of the Assessors & Date

Signatures of Dean/Principal & Date

DIRECTOR
BANGALORE
AND RESEARCH
11/2/16

Microbiology	Professor	1	0	1	5	Nil
	Assoc. Prof.	2	0	2	0	Nil
	Asstt.Prof.	4	0	4	5	Nil
	Tutor	5	0	5	6	Nil
Forensic Medicine	Professor	1	0	1	1	Nil
	Assoc. Prof.	1	0	1	3	Nil
	Asstt.Prof.	2	0	2	4	Nil
	Tutor	4	0	4	7	Nil
Community Medicine	Professor	1	0	1	3	Nil
	Assoc. Prof.	2	0	2	1	Nil
	Asstt.Prof.	5	0	5	5	Nil
	Epidemio-Logist-Cum-Asstt.Prof.	1	0	1	1	Nil
	Statistician-Cum- Tutor	1	0	1	1	Nil
	Tutor	5	0	5	6	Nil
General Medicine	Professor	1	0	1	4	Nil
	Assoc. Prof.	7	1	8	9	Nil
	Asstt.Prof.	8	7	15	11	Nil
	Sr. Resident	8	0	8	9	Nil
	Jr. Resident	16	0	16	16	Nil
Paediatrics	Professor	1	0	1	3	Nil
	Assoc. Prof.	3	2	5	3	Compensated
	Asstt.Prof.	4	5	9	10	Nil
	Sr. Resident	4	1	5	4	Nil
	Jr. Resident	8	2	10	12	Nil
Tuberculosis & Respiratory Diseases	Professor	1	0	1	1	Nil
	Assoc. Prof.	2	0	2	1	1 Deficiency
	Asstt.Prof.	3	0	3	2	1 Deficiency
	Sr. Resident	2	0	2	3	Nil
	Jr. Resident	4	0	4	4	Nil

Signatures of the Assessors & Date

11/2/16
DIRECTOR CUM DEAN
BANGALORE MEDICAL COLLEGE
AND HOSPITAL INSTITUTE
Signatures of Dean/Principal & Date

Dermatology, Venereology & Leprosy	Professor	1	0	1	1	Nil
	Assoc. Prof.	1	0	1	2	Nil
	Asstt.Prof.	1	0	1	3	Nil
	Sr. Resident	1	1	2	2	Nil
	Jr. Resident	2	0	2	4	Nil
Psychiatry	Professor	1	0	1	1	Nil
	Assoc. Prof.	1	0	1	1	Nil
	Asstt.Prof.	1	0	1	3	Nil
	Sr. Resident	1	0	1	3	Nil
	Jr. Resident	2	0	2	4	Nil
General Surgery	Professor	1	0	1	4	Nil
	Assoc. Prof.	7	1	8	4	1 Deficiency
	Asstt.Prof.	8	7	15	15	Nil
	Sr. Resident	8	0	8	9	Nil
	Jr. Resident	16	0	16	16	Nil
Orthopaedics	Professor	1	0	1	4	Nil
	Assoc. Prof.	4	1	5	3	Compensated
	Asstt.Prof.	5	4	9	8	1 Deficiency
	Sr. Resident	5	0	5	6	Nil
	Jr. Resident	10	0	10	10	Nil
Oto-Rhino- Laryngology	Professor	1	0	1	3	Nil
	Assoc. Prof.	1	2	3	2	Compensated
	Asstt.Prof.	1	4	5	8	Nil
	Sr. Resident	1	2	3	5	Nil
	Jr. Resident	2	4	6	4	2 Deficiency
Ophthalmology	Professor	1	0	1	6	Nil
	Assoc. Prof.	1	4	5	3	Nil
	Asstt.Prof.	2	7	9	7	2 Deficiency
	Sr. Resident	2	3	5	9	4 Deficiency
	Jr. Resident	4	6	10	15	Nil

Signatures of the Assessors & Date

Signatures of Dean/Principal & Date

DIRECTOR
BANGALORE
AND
12/116
COLLEGE
HOSPITAL
INSTITUTE

Obstetrics & Gynaecology	Professor	1	0	1	5	Nil
	Assoc. Prof.	4	3	7	3	Compensated
	Asstt.Prof.	5	8	13	12	1 Deficiency
	Sr. Resident	5	2	7	10	Nil
	Jr. Resident	10	4	14	14	Nil
Anaesthesiology	Professor	1	0	1	5	Nil
	Assoc. Prof.	4	1	5	6	Nil
	Asstt.Prof.	6	1	7	25	Nil
	Sr. Resident	4	1	5	17	Nil
	Jr. Resident	7	0	7	10	Nil
Radio-Diagnosis	Professor	1	0	1	1	Nil
	Assoc. Prof.	2	1	3	5	Nil
	Asstt.Prof.	2	1	3	1	Nil
	Sr. Resident	3	1	4	2	2 Deficiency
Dentistry	Professor					There is One Dental College in the Same campus, so Dentistry is not counted.
	Assoc. Prof.					
	Asstt.Prof.					
	Tutor/JR					

Deficiency chart:

Department	Professor	Asso. Prof	Asst. Prof.	Tutors	SR	JR
Anatomy	0	0	0	0	-	-
Physiology	0	0	0	0	-	-
Bio chemistry	0	0	0	0	-	-

Signatures of the Assessors & Date

Signatures of Dean/Principal & Date

4/12/16
DIRECTOR
COLLEGE
AND PRINCIPAL

Pharmacology	0	0	0	0	--	-
Pathology	0	0	0	0	-	-
Microbiology	0	0	0	0	-	-
Forensic Medicine	0	0	0	0	-	-
Community Medicine	0	0	0	0	-	-
Gen. Medicine	0	0	0	-	0	0
Paediatrics	0	0	0	-	0	0
TB and Chest	0	1	1	-	0	0
Dermatology	0	0	0	-	0	0
Psychiatry	0	0	0	-	0	0
Gen Surgery	0	1	0	-	0	0
Orthopaedics	0	0	1	-	0	0
ENT	0	0	0	-	0	2
Ophthalmology	0	0	2	-	4	0
Ob-Gy	0	0	1	-	0	0
Anaesthesiology	0	0	0	-	0	0

Signatures of the Assessors & Date

Signatures of Dean/Principal & Date

DIRECTOR
BANGALORE
AND RESEARCH INSTITUTE

Radiology	0	0	0	-	2	0
Dentistry	0	0	0	-	0	0
Total	0	2	5	-	6	2

1) Deficiency of Teaching Faculty : 3.3%
(7 out of 212)

2) Deficiency of resident doctors : 5.26%
(8 out of 152)

Notes:

For purpose of working out the deficiency:

(1) The deficiency of teaching faculty and Resident Doctors shall be counted separately.

(A) For Teaching Faculty:

- (a) For calculating the deficiency of faculty, Prof., Assoc Prof., Asst. Prof & Tutor in respective departments shall be counted together.
- (b) Any excess teaching faculty in higher cadre can compensate the deficiency of lower cadre of the same department only.
- (c) Any excess teaching faculty of lower cadre/ category in any department cannot compensate the deficiency of any teaching faculty in the higher cadre/ category of the same department or any other department. e.g. excess of Assistant Professor cannot compensate the deficiency of Associate Professor or Professor.
- (d) Excess/Extra teaching faculty of any department cannot compensate the deficiency of any teaching faculty in any other department.

(B) For Resident Doctors:

- (a) Excess of SR can be compensated to the deficiency of JR of the same department only.
- (b) Excess SR/JR of any department cannot compensate the deficiency of SR/JR in any other department.
- (c) Any excess of JR cannot compensate the deficiency of SR in same or any other department.
- (d) Any excess/ extra teaching faculty of same or any other department cannot compensate the deficiency of SR/JR. e.g. excess of Assistant Professor cannot compensate the deficiency of SR or JR.

(2) A separate department of Dentistry/ Dental faculty is not required where a dental college is available in same campus/ city and run by the same management.

(3) Colleges running PG program require additional staff, beds & other requirements as per the PG Regulations – 2000.

Signatures of the Assessors & Date

Signatures of Dean/Principal & Date

4/12/16
DIRECTOR
BANGALORE
COLLEGE
HOSPITAL
HOSPITAL

Summary of Assessment

1. Bangalore Medical College (College Name), is run by Government
2. The college has got LOP from GOI/MCI with intake of 250 seats for last academic year 2014-15.
3. Type of assessment: Recognition No. of seats: 250
4. PG courses : Yes
5. Deficiency of the infrastructure of college and hospital If any: NIL
6. Deficiency of clinical material If any: NIL
7. Deficiency of Teaching Faculty : 3.3% (7 out of 212)
8. Deficiency of resident doctors : 5.26% (8 out of 152)
9. Any other Remarks *Clinical material, Infrastructures, Teaching faculty is available for 250 UG Admi.*


(Dr. Biraj Kumar Das)
Co-ordinator

(Dr. Arati Biswas)


(Dr. C B Tripathi)

(Dr. M P Sudhanshu)

(Dr. Devadass P.K.)
Director cum Dean

Signatures of the Assessors & Date

Signatures of Dean/Principal & Date


11/2/16
BANGALORE MEDICAL COLLEGE
AND RESEARCH INSTITUTE



MEDICAL COUNCIL OF INDIA

STANDARD INSPECTION FORM

FORM - C

On the

Final M.B.B.S. Examination of Rajiv Gandhi University of Health Sciences –
January 2016

In the subject of

General Medicine

Held at

Bangalore Medical College and Research Institute, Bangalore

Place: Bangalore

1. Date of Inspection : 06.01.2016
2. Names of Inspectors : Dr. S.K. Mohanty
Dr. Ram Gopal Nautiyal
3. Date of last Inspection/Visitation : 15.03.2015 and 16.03.2015
1. Name of last inspectors/Visitors : Dr. Sham Singla, Dr. Priscilla Chandran,
Dr. Manoj Kumar Jena, Dr. Shally Avasthi

Defects pointed out in the last inspection/visitation if any	Remarks by the University
Nil	-

A. Scheme of Examination

1. Theory : 2 Papers (Marks allotted 200 + 50 Internals)
2. Marks allotted Clinical/practical: 160 + 50 Internals
3. Oral: 40

Minimum marks for
Passing the Exam. : 250

B. Theory

- | | | |
|-----------------|---------|-------------------------------------------------------------|
| 1. Theory paper | Subject | Time for the paper (1 copy of Each of the papers attached). |
|-----------------|---------|-------------------------------------------------------------|

No. 1: General Medicine (Paper I) 3 Hrs. (Copy Attached) **ANNEXURE 1A**

No. 2: General Medicine (Paper II) 3 Hrs. (Copy Attached) **ANNEXURE 1B**

- | | |
|-------------------------------|---------------------------------------|
| 2. Dates on which conducted | : 15.12.2015 and 17.12.2015 |
| 3. Where conducted | : BMC & RI, Bangalore. |
| 4. Invigilation arrangements | : As per RGUHS Norms. |
| 5. No. of candidates appeared | : 225 |
| 6. Papers setters | : Centralized As per RGUHS Curriculum |

Name & qualification	Designation	Experience as Examiner
Letter form RGUHS is enclosed	ANNEXURE 02	-

Remarks by the Inspectors/Visitors regarding

- a) Nature of the questions. : Long Essay, Short Essay, Short Answer type

- b) Do they cover the whole field of Prescribed curriculum : Yes
- c) What is the standard displayed in the Answers. : Yes, As per MCI / RGUHS Norms
- d) What is the nature of assessment? : Written
- e) What is the minimum percentage necessary for passing the theory examination : 50%
- f) What percentage of marks obtained at periodical examinations conducted during the course is carried forwarded to the final examination. : 25%
- g) Method of assessment of examination conducted During the course of study to be clearly stated. :
Overall three internal assessments in clinical are conducted during 4th term, 8th term and 9th term
Three internal assessments in theory, one during 8th term and two during 9th term
- h) How has it influenced the result at the final examination

Average of best of two are taken both in clinical and theory. Only those candidates are sent up for university examination who could score a minimum of 35% in internal assessment.

II. Practical/clinical

How is the practical examination conducted give details.

01. Long Case – 80 Marks

02. Short Case – 40 Marks Each (2 cases)

Total – 160 Marks

Viva Voce – Oral 30 Marks

Spotters – 10 Marks

Total – 40 Marks

Does the practical cover the different branches of the subject?

Yes, it included respiratory medicine, skin & VD and Psychiatry.

a) Time allotted for section. : 9 AM – 5 PM

b) Examiners; Details as follows;

	Names & qualification	Designation	Experience as examiner
Internal			
04.01.2016 – 07.01.2016	01. Dr. Prakash. K. G MBBS, MD	Asso. Professor	8 Yrs.
	02. Dr. Kavya. S. T MBBS, MD	Asso. Professor	1 Yr.
08.01.2016 – 10.01.2016	01. Dr. Madhumathi. R MBBS, MD	Asso. Professor	8 Yrs.
	02. Dr. Nirmala. A. C MBBS, MD	Asso. Professor	4 Yrs.
11.01.2016 – 13.01.2016	01. Dr. Nagaraja. B. S MBBS, MD	Professor	14 Yrs.
	02. Dr. Narayana Swamy MBBS, MD	Asso. Professor	5 Yrs.
External			
04.01.2016 – 07.01.2016	01. Dr. Rajalakshmi MBBS, MD	Professor	12 Years
	02. Dr. Natarajan. R MBBS, MD	Professor	24 Years
08.01.2016 – 10.01.2016	01. Dr. Uthaya Sankar. M. K MBBS, MD	Professor	17 Years
	02. Dr. Adishesu Babu MBBS, MD	Asso. Professor	13 Years. 6 Months
11.01.2016 – 13.01.2016	01. Dr. Y. S. Kannu MBBS, MD	Professor and Head	29 Years
	02. Dr. Antony. T. P MBBS, MD	Professor	33 Years

Mode & conduct of practical. : It was done in 10 batches

They are allotted into long and short cases.

Each Candidate is examined individually by all 4 Examiners.

- c) Are there other centers where the Examination is conducted by the same University?

Yes.

If so, where?

Respective Medical Colleges

- i) Do the same examiners conduct the examination in other centers too?

No

- ii) If not what steps are taken to ensure uniformity of standard.

RGUHS allocates different set of Examiners for each centre so as to comply with MCI Norms and ensure no overlapping or repetition of Examiners.

- d) Date of Examination

04.01.2016 to 13.01.2016

- e) Date and time when the examination was inspected.

9 AM – 5 PM

- f) Are the invigilation arrangements satisfactory?

Yes

- g) No. of candidates appeared.

225 Candidates

- h) Number & type of questions (a copy of the question paper may be attached)

Long Essay, Short Essay and Short Answer type(Copy Attatched)(**ANNEXURE 1A/1B**)

- i) What is the minimum percentage required for passing.

50%

Clinical

1. Date of Examination. : 04.01.2016 – 13.01.2016 (**ANNEXURE 03A**)
2. Date & time when the examination was inspected. : 9AM – 5 PM
3. Are the invigilation arrangements satisfactory? – Yes (**ANNEXURE 03B**)
4. No. of candidates appeared. : 225 in 10 batches
5. Long cases : List Attached (**ANNEXURE 04**)
6. Type of cases given (list may be attached) – List Attached. (**ANNEXURE 04**)
7. Time allotted for study of the case. – 45 Minutes
8. Nature of Discussion of case by the candidate – Detailed case history taking, Bed Side Examination and Clinical Discussion by all Four Examiners.
9. Time of discussion : 20 Minutes
10. Was the discussion fair, searching and sufficient practical? - YES

Short Cases

1. Type of cases given (List may be attached). : List Attached (ANNEXURE 4)

2. How many cases were given to each candidate? : Two Short Cases
(ANNEXURE 04)

3. How long did examination in short cases last for each Candidate?

15 Minutes Each

4. Standard displayed by the candidates in general in the clinical part of the examination.

Satisfactory

5. How was the assessment done?

Bedside history taking, clinical methods of examination, interpretation of clinical finding to reach the diagnosis and management.

6. Was it done jointly by more than one Examiner?

Yes. 1 Internal and 1 External examiner assess each candidate.

7. How many marks are allotted for clinical examination?

40 Marks each (2 cases) total 80 marks

8. What is the minimum percentage for passing the clinical part?

50%

9. Are marks obtained in any other part of the examination added on to that obtained in the clinical examination?

No

10. Are marks given for clinical works done in the wards added on to the marks obtained in the clinical examination?

No

11. If so, to what extent?

Not Applicable

12. How has it influenced the result at the final examination?

Not Applicable

(Method of assessment of clinical work in the wards may be clearly stated).

VIVA-VOICE

1. What did it consist of

(Give extent of coverage of subject) :

Oral Questionnaires, X – Rays, Charts, EKG, Instruments, Drugs, Spotters and Specimens by all Four Examiners.

2. How was it conducted?

Two Set of Examiners, 1 External and 1 Internal, each group have 15 Marks to assess the candidate with respect to oral questionnaires. X – Rays, EKG, Charts, Instruments, Drugs, Spotters and Specimens. 10 Marks are allocated for spotters which will be evaluated by one of the External Examiners. Total Viva Marks were 40.

3. What was the standard?

Satisfactory

4. What was the nature of assessment?

Comprehensive

5. Was it done jointly by more than one examiner?

Yes

6. How are the marks obtained in different parts of the examination grouped?

10 Marks for spotters 30 Marks for oral questions, instruments, drugs ,charts EKG, etc

7. What is the minimum for passing in each and in the grand total?

50% marks in theory and 50% in practical. Overall 50% marks is required for passing.

8. Results for the last three years.

2014 – 96.8 %

2013 – 87 %

2012 – 95 %

9. No. of students appeared?

2014 - 127

2013 - 132

2012 - 149

10.No. of students passed?

2014 - 123

2013 - 115

2012 - 142

11.Other remarks if any.

None

Conclusions:


Practical Examination was conducted in a fair and transparent manner. It was at par with MCI / RGUHS regulations.

Was the examination conducted satisfactorily?

Yes


Was the standard sufficient for the M.B.B.S. examination as required by Regulations of the Medical Council of India?

Yes

Satisfactory. 
06/01/16


Date: 06.01.2016

Place: Bangalore


06.01.2016
DR. S. K. MOHANTY
Professor of General Surgery
CIMS, Bilaspur

Signature

(Inspectors/Visitors)


06/01/2016
DR. RAM GOPAL NAUTIYAL
Professor of TB and CD
GMC, Haldwani,

Signature

(Inspectors/Visitors)

Rajiv Gandhi University of Health Sciences, Karnataka

MBBS Phase – III (Part – II) Degree Examination - DECEMBER 2015

Time: Three Hours

Max. Marks: 100 Marks

General Medicine – Paper I (RS2 & RS3 Scheme)

Q.P. CODE: 1093

Your answers should be specific to the questions asked
Draw neat, labeled diagrams wherever necessary

LONG ESSAYS**2 x 10 = 20 Marks**


1. Describe the mechanism of Heart Failure and describe the management of Heart Failure.
2. Describe the clinical features, investigations and management of Community Acquired Pneumonias.


SHORT ESSAYS**10 x 5 = 50 Marks**

3. Causes of Dyspepsia
4. Secondary hypertension
5. Hypocalcaemia
6. Non-ketotic Hyperosmolar Diabetic Coma
7. Methods for the diagnosis of Helicobacter Pylori infection
8. Abdominal Tuberculosis
9. NASH
10. Pancytopenia
11. Allogenic Bone Marrow transplantation
12. Clinical features of Megaloblastic Anemia

SHORT ANSWERS**10 x 3 = 30 Marks**

13. Metabolic Alkalosis
14. Vildagliptins
15. Sideroblastic Anaemia
16. Sjogren's syndrome
17. Common causes of Ptosis
18. Tension Headache
19. Clinical features of Neurogenic Bladder
20. Scabies
21. Etiology of Acute Pancreatitis
22. Angiotensin – II Receptor Blockers


Professor and Head
Department of Medicine
Bangalore Medical College
and Research Institute
Bangalore.


DIRECTOR CUM DEAN
BANGALORE MEDICAL COLLEGE
AND RESEARCH INSTITUTE
BANGALORE.

Rajiv Gandhi University of Health Sciences, Karnataka

MBBS Phase - III (Part - II) Degree Examination - DECEMBER 2015

Time: Three Hours

Max. Marks: 100 Marks

General Medicine - Paper II (RS2 & RS3 SCHEME)

Q.P. CODE: 1094

Your answers should be specific to the questions asked

Draw neat, labeled diagrams wherever necessary

LONG ESSAYS

2 x 10 = 20 Marks

1. Describe the etiopathogenesis, clinical features, diagnosis and management of Pyogenic meningitis.
2. Describe the etiology, clinical features and management of Congestive Heart failure.

SHORT ESSAYS


10 x 5 = 50 Marks


3. DOTS
4. Bulimia Nervosa
5. Chancroid
6. Depression
7. Evaluation of patient with Idiopathic Thrombocytopenic Purpura (ITP)
8. Dissociative (conversion) disorder
9. Management of Acute Severe Asthma
10. Side effects of anti-psychotic drugs
11. PUVA therapy
12. Management of hepatic encephalopathy

SHORT ANSWERS

10 x 3 = 30 Marks

13. Three complications of Typhoid fever
14. Three autosomal dominant disorders
15. Three types of Proteinuria
16. Role of Bone densitometry in clinical practice
17. Three drugs used in chloroquine resistant malaria
18. Three common features of senile dementia
19. Three common causes of secondary hypertension
20. Three cutaneous manifestations of hypercholesterolemia
21. Drugs used to treat Kala Azar
22. Three components of Tubular breathing


Professor and Head
Department of Medicine
Bangalore Medical College
and Research Institute
Bangalore.


DIRECTOR, CHANGAL
BANGALORE MEDICAL COLLEGE
AND RESEARCH INSTITUTE

PARTICULARS OF PAPER SETTERS

PAEDIATRICS:

Designation	Experience	No. of exams conducted
Professor and HOD	>15	23
Professor	>15	21
Professor and HOD	>15	23
Professor	>14	19
Professor	>14	20
Professor and HOD	>15	22
Professor	>15	21

MEDICINE:

Designation	Experience	No. of exams conducted
Professor and HOD	>15	20
Professor	>14	17
Professor and HOD	>15	21
Professor	>14	17
Professor	>15	20
Professor	>14	18

SURGERY AND ITS ALLIED SUBJECTS:

Designation	Experience	No. of exams conducted
Professor and HOD	>15	20
Professor	>14	17
Professor	>14	18
Professor and HOD	>16	22
Professor	>13	15
Professor	>14	18

OBSTETRICS AND GYNAECOLOGY:

Designation	Experience	No. of exams conducted
Professor	>12	15
Professor	>14	18
Professor and HOD	>15	21
Professor and HOD	>16	22
Professor	>15	20
Professor and HOD	>16	22

Deep
 Professor and Head
 Department of Medicine
 Bangalore Medical College
 and Research Institute
 Bangalore.

[Signature]
 DIRECTOR CLIN DEAN
 BANGALORE MEDICAL COLLEGE
 AND RESEARCH INSTITUTE

[Signature]
 REGISTRAR (REGISTRATION)
 R.G. Hospital
 Bangalore

ANNEXURE-03A

RAJIV GANDHI UNIVERSITY OF HEALTH SCIENCES, BANGALORE
TIME TABLE FOR MBBS PHASE III, PART II PRACTICAL & VIVA-VOCE EXAMINATIONS, DECEMBER 2015/JANUARY 2016
CENTRE: BANGALORE MEDICAL COLLEGE & RESEARCH INSTITUTE, BANGALORE

DATE	GENERAL MEDICINE	GENERAL SURGERY INCLUDING ORTHO	PAEDIATRICS	OBG
12-12-15	11M0001,02,03,04,06,07,08,09,10,11,12,14,17,19,20,21,22,23,24,25,27,29,30	11M0061,63,64,65,66,67,68,69,70,71,72,73,74,75,76,77,78,79,80,81,82,83,84,85	11M0115,16,17,18,20,22,23,25,26,27,28,29,31,32,33,35,36,37,38,39,40,41,43	11M4420,21,22,23,24,25,26,27,28,29,30,31,32,33,34,35,38,39,42,43,44,45,46,48
13-12-15	11M0031,32,34,35,36,37,38,39,40,41,42,44,48,50,51,52,53,54,55,57,58,59,60	11M0086,87,88,89,91,92,94,95,97,99,101,102,103,104,105,106,107,108,109,110,112,13,14	11M0144,45,46,47,48,50,11M4402,03,05,06,07,08,09,10,11,12,13,14,15,16,17,18,19	11M4449,50,52,53,54,55,57,58,59,60,62,63,64,65,67,68,70,71,73,75,76,77
14-12-15	11M0061,63,64,65,66,67,68,69,70,71,72,73,74,75,76,77,78,79,80,81,82,83,84,85	11M0115,16,17,18,20,22,23,25,26,27,28,29,31,32,33,35,36,37,38,39,40,41,43	11M4420,21,22,23,24,25,26,27,28,29,30,31,32,33,34,35,38,39,42,43,44,45,46,48	11M4478,79,80,81,82,83,84,85,86,87,88,89,90,91,93,94,95,97,98,99,4500,0225,256
15-12-15	11M0086,87,88,89,91,92,94,95,97,99,101,102,103,104,105,106,107,108,109,110,112,13,14	11M0144,45,46,47,48,50,11M4402,03,05,06,07,08,09,10,11,12,13,14,15,16,17,18,19	11M4449,50,52,53,54,55,57,58,59,60,62,63,64,65,67,68,70,71,73,75,76,77	11M1129,1557,66,2118,43,2937,3309,7039,59,10M0001,16,69,91,101,126,130
16-12-15	11M0115,16,17,18,20,22,23,25,26,27,28,29,31,32,33,35,36,37,38,39,40,41,43	11M4420,21,22,23,24,25,26,27,28,29,30,31,32,33,34,35,38,39,42,43,44,45,46,48	11M4478,79,80,81,82,83,84,85,86,87,88,89,90,91,93,94,95,97,98,99,4500,0225,256	11M0001,02,03,04,06,07,08,09,10,11,12,14,17,19,20,21,22,23,24,25,27,29,30
17-12-15	11M0144,45,46,47,48,50,11M4402,03,05,06,07,08,09,10,11,12,13,14,15,16,17,18,19	11M4449,50,52,53,54,55,57,58,59,60,62,63,64,65,67,68,70,71,73,75,76,77	11M1129,1557,66,2118,43,2937,3309,7039,59,10M0001,69,91,101,104,126,130	11M0031,32,34,35,36,37,38,39,40,41,42,44,48,50,51,52,53,54,55,57,58,59,60
18-12-15	11M4420,21,22,23,24,25,26,27,28,29,30,31,32,33,34,35,38,39,42,43,44,45,46,48	11M4478,79,80,81,82,83,84,85,86,87,88,89,90,91,93,94,95,97,98,99,4500,0225,256	11M0001,02,03,04,06,07,08,09,10,11,12,14,17,19,20,21,22,23,24,25,27,29,30	11M0061,63,64,65,66,67,68,69,70,71,72,73,74,75,76,77,78,79,80,81,82,83,84,85
19-12-15	11M4449,50,52,53,54,55,57,58,59,60,62,63,64,65,67,68,70,71,73,75,76,77	11M1129,1557,66,2118,43,2937,3309,7039,59,10M0001,16,69,91,101,104,126,130,09M0010	11M0031,32,34,35,36,37,38,39,40,41,42,44,48,50,51,52,53,54,55,57,58,59,60	11M0086,87,88,89,91,92,94,95,97,99,101,102,103,104,105,106,107,108,109,110,112,13,14
20-12-15	11M4478,79,80,81,82,83,84,85,86,87,88,89,90,91,93,94,95,97,98,99,4500,0225,256	11M0001,02,03,04,06,07,08,09,10,11,12,14,17,19,20,21,22,23,24,25,27,29,30	11M0061,63,64,65,66,67,68,69,70,71,72,73,74,75,76,77,78,79,80,81,82,83,84,85	11M0115,16,17,18,20,22,23,25,26,27,28,29,31,32,33,35,36,37,38,39,40,41,43
21-12-15 Wednesday	11M1129,1557,66,2118,43,2937,3309,7039,59,10M0001,69,91,101,126,130,09M0010,54	11M0031,32,34,35,36,37,38,39,40,41,42,44,48,50,51,52,53,54,55,57,58,59,60	11M0086,87,88,89,91,92,94,95,97,99,101,102,103,104,105,106,107,108,109,110,112,13,14	11M0144,45,46,47,48,50,11M4402,03,05,06,07,08,09,10,11,12,13,14,15,16,17,18,19

TIME TABLE: Candidates are instructed to report to the respective Clinics by 8.45AM

COPY TO

1. Registrar Evaluation, RGUHS
2. HODs/Co-ordinator, Department of Medicine, General Surgery / Orthopaedics, Paediatrics & OBG, BMCRI.
3. Concerned Internal Examiners,
4. NMC Board.

**DIRECTOR & DEAN
 BMCRI, BANGALORE**

**BANGALORE MEDICAL COLLEGE
 AND RESEARCH INSTITUTE**

**Professor and Head
 Department of Medicine
 Bangalore Medical College
 and Research Institute
 Bangalore.**

No.BMC/Med/ /2015-16

Department of Medicine
BMC & RI, Bangalore.
Date: 23.12.2015

Official Memorandum

The following Staff / PGs are posted as Expert Assistants for the MBBS practical examination in General Medicine from 04.01.2016 to 13.01.2016 at ward No.63 and 64, New Block (C), Victoria Hospital, Bangalore.

Sl. No.	Date	Day	Staff	PGs
01	04.01.2016	Monday	Dr. Sivaranjani. H	Dr. Kristin George Dr. Edwin George
02	05.01.2016	Tuesday	Dr. Ravinandan Gowda	Dr. Harini. G L Dr. Nagaraj. G
03	06.01.2016	Wednesday	Dr. Srinivas. G	Dr. Madhu kumar Dr. Nishara Asiger
04	07.01.2015	Thursday	Dr. Prabhu. S	Dr. Aarti Mangal Mishra Dr. Yashwanth. H.S
05	08.01.2015	Friday	Dr. Raghavendra. B. M	Dr. Sunu Alex Dr. Sandeep Sriram Reddy
06	09.01.2015	Saturday	Dr. Giri. G. V	Dr. Ganga. R. G Dr. Debashish Barik
07	10.01.2015	Sunday	Dr. Mamatha. T. R	Dr. Dwijiraj Ganapathi Hedge Dr. Akkamahadevi. N
08	11.01.2015	Monday	Dr. Aravind. G. N	Dr. Ricken T Mehta Dr. Balakrishna. A
09	12.01.2015	Tuesday	Dr. Parvathi. M	Dr. Santhosh K S D. Nagesh
10	13.01.2015	Wednesday	Dr. Hemachandra. P	Dr. Kishore.K V Dr. Kaveri. U V

Deep
Professor and Head
Department of Medicine
Bangalore Medical College
and General Hospital
Bangalore.

Deep
Professor & HOD
Department of Medicine
BMC & RI, Bangalore.

Deep
DIRECTOR CUM DEAN
BANGALORE MEDICAL COLLEGE

UNDERGRADUATE PRACTICAL EXAMINATION - JANUARY 2016

Date: 06.01.2016

Day: Wednesday

The following are the cases allotted to Under Graduates for Clinical Examination.

Long Cases:

Sl. No.	Details of the Patient	Diagnosis
01	Sri. Kumar 47 Years, Male	Alcoholic Cirrhosis with portal hypertension
02	Smt. Kalavathi 43 Years, Female	Rheumatic heart disease with Mitral Stenosis
03	Sri. Nayeem 55 Years, Male	Alcoholic cirrhosis with portal hypertension
04	Sri. Ramu 50 Years, Male	Rheumatic heart disease with Mitral stenosis
05	Smt. Vanitha 65 Years, Female	Left sided Hemiplegia
06	Sri. Purushotham 60 Years, Male	Right sided Hemiplegia
07	Sri. Sakayya 65 Years, Male	Right sided pleural effusion
08	Sri. Saddam Hussein 18 Years, Male	Rheumatic heart disease with Mitral stenosis with Mitral regurgitation
09	Sri. Dhanalakshmi 60 Years, Female	Rheumatic heart disease with Mitral Regurgitation
10	Smt. Achamma 60 Years, Female	Right sided fibrothorax with Retroviral disease
11	Sri. Subramani 35 Years, Male	Alcoholic Cirrhosis with portal hypertension

Short Cases:




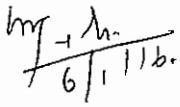
Sl. No.	Details of the Patient	Diagnosis
01	Sri. Muniyappa 65 Years, Male	COPD with Cor pulmonale
02	Smt. Mala 30 Years, Female	Anemia with Alcoholic Cirrhosis
03	Smt. Manjula 33 Years, Female	Cirrhosis with portal hypertension
04	Sri. Siddappa 50 Years, Male	Anemia with moderate Splenomegaly

Deep
Professor and Head
Department of Medicine
Banga Medical College
and Research Institute

[Signature]
BANGALORE MEDICAL COLLEGE
AND RESEARCH INSTITUTE

Sl. No.	Details of the Patient	Diagnosis
05	Sri. Gangaraju 40 Years, Male	Anemia with hepatosplenomegaly
06	Sri. Malleshappa 64 Years, Male	Cirrhosis with portal hypertension
07	Sri. Mahadeva Rao 58 Years, Male	Cirrhosis with portal hypertension
08	Sri. Chand Pasha 60 Years, Male	Cirrhosis with portal hypertension
09	Smt. Honnamma 55 Years, Female	Anemia with Congestive heart failure
10	Smt. Lakshmi 45 Years, Female	Right sided fibrothorax with Retroviral disease
11	Smt. Sunandamma 54 Years, Female	Anemia with Generalised Lymphadenopathy
12	Smt. Janakamma 60 Years, Female	Aortic Stenosis with Congestive heart failure
13	Sri. Kumarayya 40 Years, Male	Anemia with Congestive heart failure
14	Sri. Chikkathimmaiah 65 Years, Male	Anemia with movement disorder

Signature:

Sl. No.	Details of the Examiners	Signature
01	Dr. Prakash. K. G Associate Professor Department of General Medicine Bangalore Medical College and Research Institute, Bangalore.	
02	Dr. Kavya. S. T Associate Professor Department of General Medicine Bangalore Medical College and Research Institute Bangalore.	
03	Dr. Natarajan. R Professor Department of General Medicine Vinayaka Mission Kirupananda Variyar Medical College Salem.	 6/11/16
04	Dr. Rajalakshmi Professor Department of General Medicine Govt. Royapeth Hospital and Kilpauk Medical College Chennai.	 6/11/16

UNDERGRADUATE PRACTICAL EXAMINATION - JANUARY 2016**Date: 05.01.2016****Day: Tuesday**

The following are the cases allotted to Under Graduates for Clinical Examination.

Long Cases:

Sl. No.	Details of the Patient	Diagnosis
01	Sri. Venkatachala Shetty 75 Years, Male	COPD with Parkinsonism
02	Sri. Saddam Hussein 18 Years, Male	Severe MS with Pulmonary Hypertension.
03	Sri. Amjad 28 Years, Male	Alcoholic Liver Disease with Pulmonary Hypertension.
04	Smt. Venkatamma 80 Years, Female	Left Hemiplegia
05	Sri. Dareswamy 82 Years, Male	Right Hemiparesis with Right UMN Facial Palsy.
06	Sri. Mahadeva Rao 58 Years, Male	Alcoholic Liver Disease with Portal Hypertension.
07	Sri. K. V. Nagaraj 64 Years, Male	Left Hemiplegia
08	Smt. Kalavathi 43 Years, Female	RHD with MS with MR
09	Smt. Vanitha 60 Years, Female	Right Hemiplegia with Right UMN Facial Palsy.
10	Smt. Achchamma 60 Years, Female	Bilateral Upperlobe Fibrosis
11	Smt. Chikkatayamma 75 Years, Female	Left Hemiparesis with UMN Facial Palsy.
12	Sri. Madappa 40 Years, Male	Alcoholic Liver Disease with Portal Hypertension.

Short Cases:




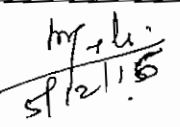
Sl. No.	Details of the Patient	Diagnosis
01	Smt. Janakamma 60 Years, Female	Severe AS.
02	Sri. Vijaykumar 45 Years, Male	Hepatosplenomegaly
03	Sri. Mahesh 30 Years, Male	Left Pleural Effusion
04	Sri. Ramu 59 Years, Male	RHD, MS with MR with AS.

Deep
Professor and Head
Department of Medicine
Bangalore Medical College
Postgraduate Institute

[Signature]
DIRECTOR CUM DEAN
BANGALORE MEDICAL COLLEGE
POSTGRADUATE INSTITUTE

Sl. No.	Details of the Patient	Diagnosis
05	Smt. Indumathi 27 Years, Female	Anemia with splenomegaly
06	Sri. Aslam Pasha 75 Years, Male	Right Upperlobe Fibrosis
07	Sri. Mallabavi 75 Years, Male	splenomegaly
08	Smt. Annamma 60 Years, Female	Right Hemiplegia
09	Sri. Basavaraj 41 Years, Male	ALD
10	Ms. Lakshmi 28 Years , Female	Right Pleural Effusion
11	Smt. Sunanda 54 Years, Female	Hepatosplenomegaly with Lymphadenopathy
12	Smt. Lakshmi 45 Years, Female	Right UL Fibrosis
13	Sri. Gangaraju 40 Years, Male	Massive Splenomegaly

Signature:

Sl. No.	Details of the Examiners	Signature
01	Dr. Prakash. K. G Associate Professor Department of General Medicine Bangalore Medical College and Research Institute, Bangalore.	
02	Dr. Kavya. S. T Associate Professor Department of General Medicine Bangalore Medical College and Research Institute Bangalore.	
03	Dr. Natarajan. R Professor Department of General Medicine Vinayaka Mission Kirupananda Variyar Medical College Salem.	 5/11/16 DR NATARAJAN
04	Dr. Rajalakshmi K.V. Professor Department of General Medicine Govt. Royapeth Hospital and Kilpauk Medical College Chennai.	 5/12/16

05. Sri Venkatachala, 40 years, Male :

Left Sided Moderate Pleural Effusion.

06. Sri. Malleshappa, 64 Years, Male :

Chronic (Non Alcoholic) Liver Disease with Portal Hypertension.

07. Sri. Bhaskara, 48 Years, Male :

Left Sided Pleural Effusion.

08. Smt. Jankamma, 60 Years, Female :

Severe Aortic Stenosis.

09. Sri. Mahadevaiah, 61 Years, Male :

COPD with Corpulmonale.

10. Smt. Mala, 30 Years, Female :


Alcoholic Liver Disease with Portal Hypertension.


11. Sri. Puttanarasappa, 28 Years, Male :

Right Hemiparesis.

12. Sri. Syed Chand, 48 Years, Male :

Alcoholic Liver Disease with Portal Hypertension.






Professor and Head
Department of Medicine
Bangalore Medical College
and Institute
Bangalore


LEADER, DEPARTMENT
BANGALORE MEDICAL COLLEGE
AND INSTITUTE

13. Smt. Lakshmi, 28 Years, Female :

Right Pleural Effusion.

Signature:

Sl. No.	Details of the Examiners	Signature
01	Dr. Prakash. K. G Associate Professor Department of General Medicine Bangalore Medical College and Research Institute, Bangalore.	
02	Dr. Kavya. S. T Associate Professor Department of General Medicine Bangalore Medical College and Research Institute Bangalore.	
03	Dr. Natarajan. R Professor Department of General Medicine Vinayaka Mission Kirupananda Variyar Medical College Salem.	
04	Dr. Rajalakshmi . K.V. Professor Department of General Medicine Govt. Royapeth Hospital and Kilpauk Medical College Chennai.	

AMWAVE-VB

UNDERGRADUATE PRACTICAL EXAMINATION – JANUARY 2016

Date: 04.01.2016

Day: Monday

The following are the cases allotted to Under Graduates for Clinical Examination.

Long Cases:

01. Smt. Chandramma, 65 Years, Female :

Right Fibrocavity, Bilateral Bronchiectasis (Post TB Sequelae)

02. Smt. Lakshmi, 30 Years, Female :

Right Sided Moderate Pleural Effusion.

03. Sri. Kumar, 35 Years Male :

Alcoholic Liver Disease with Portal Hypertension.

04. Smt. Damar, 70 Years, Female :

Chronic Bronchitis with Corpulmonale.

05. Smt. Vanitha, 60 Years, Female :


Right sided Hemiparesis with Right UMN Facial Palsy.


06. Smt. Prabha, 45 Years, Female :

Anemia, Jaundice and Mild Splenomegaly.

07. Sri. Mallabavi, 60 Years, Male:

Massive Splenomegaly.


Professor and Head
Department of Medicine
Bangalore Medical College
and Research Institute


DIRECTOR CHIEF DEAN
BANGALORE MEDICAL COLLEGE
and RESEARCH INSTITUTE

08. Sri. Syed Jouhar, 59 Years, Male :

Right sided Hemiparesis with Right UMN Facial Palsy.

09. Sri. Saddam Hussein, 18 Years, Male :

RHD, Severe MR in Pulmonary Hypertension.

10. Smt. Lakshmi, 45 Years, Female :

Right Pleuroparenchymal Fibrosis.

11. Sri. Ramu. K, 59 Years, Male :

RHD, Severe MS in Atrial Fibrillation.

12. Sri Chikke Basave Gowda, 31 Years, Male :

Alcoholic Liver Disease with Portal Hypertension.

Short cases:

01. Smt. Indumathi, 30 Years, Female :

Anemia with Massive Splenomegaly.

02. Sri. Venkatachalashetty, 70 Years, Male :


Parkinson 's disease.

03. Sri. Mustaq Ahmed, 60 Years, Male :

Acute Exacerbation of COPD.

04. Sri Ganga Raj, 40 Years, Male :

Anemia with Hepato Splenomegaly.



MEDICAL COUNCIL OF INDIA

STANDARD INSPECTION FORM

FORM - C

On the

Final M.B.B.S. Examination of Rajiv Gandhi University

In the subject of

General Surgery

held at

Bangalore Medical College and Research Institute, Bangalore

Place : Bangalore

1. Date of Inspection : 06-01-2016
2. Names of Inspectors : Dr.S.K.Mohanthy
Dr. Ramgopal Nautiyal.
3. Date of last Inspection/Visitation : 15.03.2015 and 16.03.2015
1. Name of last inspectors/Visitors : Dr. Sham Singla, Dr. Priscilla Chandran,
Dr. Manoj Kumar Jena, Dr. Shally Avasthi

Defects pointed out in the last inspection/visitation if any	Remarks by the University
Nil	-

A. Scheme of Examination

1. Theory : 2 Papers (Marks allotted
200 + 50 Internals)
 2. Marks allotted Clinical/practical :
160 + 50 Internals
 3. Oral : 40
- Minimum marks for
Passing the Exam. : 120/240 Theory
80/160 Clinicals

B. Theory

- | | | |
|-------------------------|------------|----------------------------------------------------------------|
| 1. Theory paper | Subject | Time for the paper (1 copy of
each of the papers attached). |
| No. 1 : General Surgery | (Paper I) | 3 Hrs. (Copy Attached) |
| No. 2 : General Surgery | (Paper II) | 3 Hrs. (Copy Attached) |
2. Dates on which conducted : 19.12.2015 and 21.12.2015
 3. Where conducted : BMC & RI, Bangalore.
 4. Invigilation arrangements : Arrangements done as per RGUHS guidelines.
 5. No. of candidates appeared : 225
 6. Paper setters : Centralized As per RGUHS Curriculum

Name & qualification	Designation	Experience as Examiner
This is with the university and being confidential cannot be disclosed as per university ordinance however details have been annexed as Annexure No.3		

Remarks by the Inspectors/Visitors regarding

- a) Nature of the questions. : Long Essay, Short Essay, Short Answers
- b) Do they cover the whole field of Prescribed curriculum : Yes
- c) What is the standard displayed in the answers. Satisfactory : Yes, As per MCI / RGUHS Norms
- d) What is the nature of assessment. : Written
- e) What is the minimum percentage necessary for passing the theory examination : 50%
- f) What percentage of marks obtained at periodical examinations conducted during the course is carried forwarded to the final examination. : 25%
- g) Method of assessment of examination conducted During the course of study to be clearly stated. : 3 Internal Assessment (Both Practical and Theory)
- 3rd Term, 8th Term, 9th Term – Practical
3rd Term, 5th Term and 9th Term - Theory
- h) How has it influenced the result at the final examination -
Enhancing the aptitude and acumen

II. Practical/clinical

How is the practical examination conducted give details.

01. Long Case – 01 – 60 Marks
 02. Short Case – 02 – 30 Marks Each
 03. Orthopaedics – 02- 20 Marks each
- Total – 160 Marks (Concised to 100 as per MCI norms)
- Viva Voce – Oral 40 Marks
(Concised to 20 as per MCI Norms)

Does the practical cover the different branches of the subject?

Yes - Orthopedics and Allied Subject

a) Time allotted for section. : 9 AM – 5 PM

b) Examiners – **Annexure -1**

	Names & qualification	Designation	Experience as examiner
Internal			
04.01.2016 – 07.01.2016	01. Dr. Ramesh.M.Tambat MBBS, MS,Mch 02. Dr. Santhosh C.S MBBS, MS	Professor Asst. Professor	9 Yrs. 3 Yr.
08.01.2016 – 10.01.2016	01. Dr. K.Seshagir Rao MBBS, MS 02. Dr. Vivek S.R MBBS, MS	Professor Asst. Professor	9 Yrs. 3 Yrs.
11.01.2016 – 13.01.2016	01. Dr. Harindranath H.R MBBS, MS 02. Dr.Kemparaj.T MBBS, MS	Asso. Professor Asst. Professor	7 Yrs. 3 Yrs.
External			
04.01.2016 – 07.01.2016	01. Dr.Thirugnana Sambandhan MBBS, MS 02. Dr.S.Naga Muynaiah MBBS, MS	Asso. Professor Asst. Professor	
08.01.2016 – 10.01.2016	01. Dr.Ramanaiah MBBS, MS 02. Dr.Basavaraj warad MBBS, MS	Professor Professor & HOD	
11.01.2016 – 13.01.2016	01. Dr.Sunil Kumar V MBBS, MS 02. Dr.Suresh Kumar N MBBS, MS	Asso. Professor Asso. Professor	

Mode & conduct of practical. : Is it in batches or otherwise.

Students are divided into batches. They are allocated into long and short cases.

Each Candidate is examined individually by all 4 Examiners.

- c) Are there other centers where the Examination is conducted by the same University?

Yes.

If so, where?

Respective Medical Colleges

- i) Do the same examiners conduct the examination in other centers too?

No

- ii) If not what steps are taken to ensure uniformity of standard.

RGUHS allocates different set of Examiners for each centre so as to comply with MCI Norms and ensure no overlapping or repetition of Examiners.

- d) Date of Examination

04.01.2016 to 13.01.2016

- e) Date and time when the examination was inspected.

9 AM – 5 PM

- f) Are the invigilation arrangements satisfactory?

Yes

- g) No. of candidates appeared.

225 Candidates - **Annexure - 2**

- h) Number & type of questions (a copy of the question paper may be attached)

Long Essay, Short Essay and Short Answers – **Annexure - 4**

- i) What is the minimum percentage of required for passing.

50%

Clinical

1. Date of Examination. : 04.01.2016 – 13.01.2016
2. Date & time when the examination was inspected. : 9AM – 5 PM
3. Are the invigilation arrangements satisfactory? - Yes
4. No. of candidates appeared. : 225 (In 10 days with effect from 04-01-2016)
5. Long cases : List Attached – **Annexure - 5**
6. Type of cases given (list may be attached) – All cases are as per the syllabus of MCI for UG Level & List attached
7. Time allotted for study of the case. – 45 Minutes, Adequate.
8. Nature of Discussion of case by the candidate – In detail History Taking, Bed Side Examination and Clinical Discussion by all Four Examiners. (In pair)
9. Time of discussion : 20 Minutes
10. Was the discussion fair, searching and sufficient practical? - Yes

Short Cases**Annexure - 5**

1. Type of cases given (List may be attached). : List Attached - Includes – congenital anomalies, defects and allied, etc.,
2. How many cases were given to each candidate? : 2 Short Cases
3. How long did examination in short cases last for each Candidate?
15 Minutes Each

4. Standard displayed by the candidates in general in the clinical part of the examination.

Good

5. How was the assessment done? Oral and Bedside Assessment Done.

6. Was it done jointly by more than one Examiner?

Yes. 1 Internal and 1 External Assess Each Candidate.

7. How many marks are allotted for clinical examination?

30 Marks x 2 = 60 Marks

8. What is the minimum percentage for passing the clinical part?

50%

9. Are marks obtained in any other part of the examination added on to that obtained in the clinical examination?

No

10. Are marks given for clinical works done in the wards added on to the marks obtained in the clinical examination?

No

11. If so, to what extent?

Not Applicable

12. How has it influenced the result at the final examination?

Not Applicable

(Method of assessment of clinical work in the wards may be clearly stated).

VIVA-VOICE

1. What did it consist of
(Give extent of coverage of subject) : As per MCI norms 20 marks in four tables
each having 5 marks a) Instruments b) X-rays
c) Specimens, d) Operative Surgery

Knowledge of Instruments for 8 marks

X-Rays for 7 marks

Specimens for 8 marks

Operative Surgery for 7 marks

Orthopedics for 10 marks

2. How was it conducted?

Each Examiner individually assesses every candidate. Final Marks is for 40 Marks and all the Examiners add their individual Marks.

3. What was the standard?

Good

4. What was the nature of assessment?

Comprehensive, Transparent and as per RGUHS & MCI Norms

5. Was it done jointly by more than one examiner?

Yes

As per MCI and university norms, separately

A. Theory and oral

B. Practical / Clinical

C. Internal Assessment

6. How are the marks obtained in different parts of the examination grouped?

Yes.

7. What is the minimum for passing in each and in the grand total?

Individually 50% in Theory including oral, 50% in Practical and 50% in grand total

8. Results for the last three years.

2014 – 96.8 %

2013 – 87 %

2012 – 95 %

9. No. of students appeared?

2014 - 127

2013 - 132

2012 - 149

10.No. of students passed?

2014 - 123

2013 - 115

2012 - 142

11.Other remarks if any.

Nil

Conclusions :

Practical Examination was conducted in a fair and transparent manner. It was on par with MCI / RGUHS regulations.

Was the examination conducted satisfactorily?

Yes

Was the standard sufficient for the M.B.B.S. examination as required by Regulations of the Medical Council of India?

Yes, performance of conduction of Practical examination as well as theory was satisfactory.

Date :

Place : Bangalore

entire
06/01/2016
(Prof. Ravi Gopal Nantyal)

Shah
06.01.2016
Prof. SK Mohanly
Signature (Inspectors/Visitors)

Annexures

Surgery Clinical Examinations Examiner List

Internal ExaminersExternal ExaminersDate of Examination : 04-01-2016 to 07-01-2016

1. Dr. Ramesh.M. Tambat
Prof & HOD, Dept of General Surgery
Bangalore Medical College,
Fort, K.R.Road, Bangalore – 560 002.
Mob: 9844031560
2. Dr. Santhosh C S
Assistant Prof. Dept. of General Surgery
Bangalore Medical College
Fort, K.R.Road Bangalore – 560 002.
Mob: 9945550555

1. Dr. Thirugnana Sambandan
Asso. Prof Dept. of General Surgery
Dr. Annapoorneshwari Medical College
Periaseeragapadi, Salem -636 308
Mob: 09940593290
2. Dr. S Naga Muynaiah
Asst. Prof Dept. of General Surgery
Sri Venkateswara Medical College
Alipiri Road, Tirupati – 517507 (A.P)
Mob: 09849046372

Date of Examination : 08-01-2016 to 10-01-2016

1. Dr. K. Seshagiri Rao
Professor Dept. of General Surgery
Bangalore Medical College,
Fort, K.R.Road, Bangalore – 560 002
Mob: 9880946445
2. Dr. Vivek S.R
Assistant Prof. Dept. of General Surgery
Bangalore Medical College
Fort, K.R.Road Bangalore – 560 002.
Mob: 9886918276

1. Dr. Ramanaih
Professor Dept. of General Surgery
Sri Venakateswara Medical College
Alipiri Road, Tirupati – 517507 (A.P)
Mob: 09441555790
2. Dr. Basavaraj Warad
Professor & HOD, Dept. of General Surgery
M.I.M.S.R. Medical College
Vishwanathpuram, Ambejogai Road
Labur – 413 513, (Maharashtra)
Mob: 09890066760

Date of Examination : 11-01-2016 to 13-01-2016

1. Dr. Harindranath H.R
Asso. Prof. Dept. of General Surgery
Bangalore Medical College
Fort, K.R.Road Bangalore – 560 002.
Mob: 9449520093
2. Dr. Kemparaj.T
Assistant Prof. Dept. of General Surgery
Bangalore Medical College
Fort, K.R.Road Bangalore – 560 002.
Mob: 9448455040

1. Dr. Sunil Kumar.V
Asso. Prof. Dept. of General Surgery
PES Inst. of Medical Sciences & Research
Kuppam – 517 425 Chittoor (D) (A.P)
Mob: 9538373578
2. Dr. Suresh Kumar.N
Asso. Prof. Dept. of General Surgery
SRM Medical College & Hospital & Research
Centre, Potheri Kattankolathur,
Kancheepuram (D) T.N.
Mob: 09444296684

11

Professor & Head
Department of Surgery
Bangalore Medical College
Fort, K.R.Road Bangalore – 560 002.
Mob: 9844031560

611116
DEAN
COLLEGE

List of Expert Assistants**OFFICIAL MEMORANDUM**

The following Faculty are posted as Expert Assistants & Postgraduates for RGUHS UG Practical examinations from Date – 04th to 13th January -2015. They are informed to be present at examination hall (K Raj ward, VH) at 8.30 am with cases and to look after the arrangements without fail.

Sl.No	Date	Day	Expert Assistant	PG's
1.	04-01-2016	Monday	Dr.Srinivas N.M.	Dr.Gautham M V Dr Deepti N Rao
2.	05-01-2016	Tuesday	Dr.Ajitha M.B	Dr.Nikita, Dr.Bharathi
3	06-01-2016	Wednesday	Dr.Premkumar.A	Dr.Vedavathi.K Dr.Farman Ali
4	07-01-2016	Thursday	Dr.Mallikarjuna M.N.	Dr.Shylesh M.P Dr. Prashanth
5	08-01-2016	Friday	Dr.Bhanuprakash	Dr. Ashok T.B Dr. Madhukar Naidu
6	09-01-2016	Saturday	Dr.Poornima	Dr.Utpala Uday Dr. Deepthi N Rao
7	10-01-2016	Sunday	Dr. Manoranjan U D	Dr. Sonia Rani P.B Dr. Attenbirth
8	11-01-2016	Monday	Dr. Abdul Razak	Dr.Vikas N Raj Dr. Nagaraj Shankarappa
9	12-01-2016	Tuesday	Dr. Santhosh C.S	Dr. Mebin Mathew Dr. Bharathi
10	13-01-2016	Wednesday	Dr. ManjunathB.D	Dr. Kavya.T Dr Joseph Mathew

[Signature]
Professor & Head
Department of Surgery
RGUHS
Phone - 550 002.

[Signature]
6/1/16
DIRECTOR COLLEGE

Teaching Schedule for Theory MBBS for the year 2015 from Feb - 2015 to May - 2015

Name of the Teacher	Term	Day & Time	Lect. Hall	Portions
Dr. M K Ramesh	IX	MONDAY 2.00pm to 3.00pm	Surgery Seminar Hall (OLD OPD)	1.Cardio thoracic System 2.Oesophagus 3 .Liver
Dr. Ramesh M Tambat	IX	MONDAY 2.00pm to 3.00pm	Surgery Seminar Hall (OLD OPD)	4.Spleen 5.Gall bladder, Biliary system & Pancreas
Dr. Shashikala C K	IX	FRIDAY 2.00pm to 3.00pm	Surgery Seminar Hall (OLD OPD)	Stomach Duodenum Intestines
Dr. Harindranath H R	IX	FRIDAY 2.00pm to 3.00pm	Surgery Seminar Hall (OLD OPD)	Rectum and Anal canal
Dr. Sheshagiri Rao	IX	SATURDAY 12.30pm to 1.30pm	Surgery Seminar Hall (OLD OPD)	Peritoneum, Omentum, Mesentery and Retroperitoneum

Name of the Teacher	Term	Day & Time	Lect. Hall	Portions
Dr. Shashikala V	VIII	TUESDAY 12.30pm to 1.30pm	Surgery Seminar Hall (OLD OPD)	1.Genito urinary tract 2.Urinary Bladder 3.Prostate
Dr. Ajitha M B	VIII	THURSDAY 12.30pm to 1.30pm	Surgery Seminar Hall (OLD OPD)	1.Urethra 2.Penis, Testis, Scrotum 3.Vasectomy and recanalization

Name of the Teacher	Term	Day & Time	Lect. Hall	Portions
Dr. Shashikala C K	VII	MONDAY 11.30am to 12.30pm	Surgery Seminar Hall (OLD OPD)	1.Thyroid, Thyroglossal tract, Endocrines 2.Sympathetic System
Dr. Ravikar Jairaj	VII	WEDNESDAY 11.30am to 12.30pm	Surgery Seminar Hall (OLD OPD)	1.Cranio cerebral Injuries 2.SOL of Cranial Cavity 3.Diseases of the Nerves
Dr. Ajitha M B	VII	FRIDAY 11.30am to 12.30pm	Surgery Seminar Hall (OLD OPD)	Breast and Endocrines

*Professor & Head
Department of Surgery
MCI-12(c) Institute
13
400 002.*


*6/1/16 TEAM
MCI-12(c) COLLEGE*

Name of the Teacher	Term	Day & Time	Lect. Hall	Portions
Dr. Srinivas.N.M	VI	TUESDAY 11.30am to 12.30pm	Surgery Seminar Hall (OLD OPD)	1. Face, Teeth, Gums 2. Mouth
Dr. Rajashekar Babu	VI	THURSDAY 11.30am to 12.30pm	Surgery Seminar Hall (OLD OPD)	Tongue and Cheek
Dr. Bhanuprakash R	VI	SATURDAY 11.30am to 12.30pm	Surgery Seminar Hall (OLD OPD)	Salivary glands and Neck

Name of the Teacher	Term	Day & Time	Lect. Hall	Portions
Dr. MD Noorul Hassen / Dr. Poornima	IV	THURSDAY 12.30am to 01.30pm	Surgery Seminar Hall (OLD OPD)	Nutrition & Fluid Therapy- Burns-Blood Transfusion, Diagnostic Imaging Time Diagnosis
Dr. Prem Kumar A	III	SATURDAY 11.30am to 12.30pm	Surgery Seminar Hall (OLD OPD)	Metabolic response to Injury Shock wounds- Wounds/Tissue repair Surgical Infections

Teaching Schedule for MBBS for the year 2015 from August - 2015 to January - 2016

Name of the Teacher	Term	Day & Time	Lect. Hall	Portions
Dr. Ramesh . M. Tambat	IX	Monday 2.00 – 3.00 pm	Lect Hall (A)	1. Cardio Thoracic 2. Esophagus 3. Liver
Dr. Vijayalakshmi G.N.	IX	Tuesday 3.00 – 4.00pm	Lect Hall (B)	4. Spleen 5. Gall Bladder, Biliary System & Pancreas
Dr. Haridranath H.R.	IX	Friday 2.00 – 3.00pm	Lect Hall (A)	6. Stomach, Small and large intestine 7. Rectum and Anal Canal
Dr. Sheshagiri rao	IX	Saturday 12.30 – 1.30pm	Lect Hall (B)	8. Peritoneum, Omentum, Mesentery, and Retroperitoneum



 Professor & Head
 Department of Surgery
 14
 600 092.



 611516
 COLLEGE

Name of the Teacher	Term	Day &Time	Lect. Hall	Portions
Dr. Noorul Hassan	VIII	Tuesday 12.30 – 1.30pm	Surgery Seminar Hall	1. Kidneys 2. Genito Urinary Tract
Dr. Srinivas N.M.	VIII	Wednesday 3.00 – 4.00pm	Surgery Seminar Hall	3. Urinary Bladder 4. Prostate
Dr. M.K. Ramesh	VIII	Thursday 12.30 – 1.30pm	Surgery Seminar Hall	5. Penis Testis, Scrotum and Urethra

Name of the Teacher	Term	Day &Time	Lect. Hall	Portions
Dr. Rajashekar Babu G.A	VII	Monday 11.30 – 12.30pm	Lect Hall (B)	1. Thyroid, Thyroglossal tract and parathyroid 2. Sympathetic System
Dr. Suresh Chandu H.C.	VII	Wednesday 11.30 – 12.30pm	Lect Hall (A)	1. Cranio cerebral injuries 2. SOL of Cranial Cavity 3. Diseases of the Nerves
Dr. Shashikala.V	VII	Friday 11.30 – 12.30pm	Lect Hall (A)	Breast and Endocrines

Name of the Teacher	Term	Day &Time	Lect. Hall	Portions
DR. Poornima	VI	Tuesday 11.30 – 12.30pm	Surgery Seminar Hall	1. Face, Teeth, Gums 2. Mouth
Dr. Kemparaj.T	VI	Thursday 11.30 – 12.30pm	Surgery Seminar Hall	Tongue and Cheek
Dr. Shashikala C.K.	VI	Saturday 11.30 – 12.30pm	Surgery Seminar Hall	Salivary glands and Neck


Professor & Head
 Department of Surgery
 Bangalore Institute of Medical Sciences
 Bangalore - 560 009


6/11/16
DIRECTOR
BANGALORE MEDICAL COLLEGE
AND RESEARCH INSTITUTE

Clinical Posting of MBBS

Clinical postings for 9th term students

Date: 03.08.2015

The following 9th term students of 2011 batch-IV (Sl.No.172 to 229) are posted to the Department of Surgery, Victoria Hospital & B & L C Hospital 03.08.2015 to 30.08.2015 to the Units as shown below.

I Unit VH	II Unit VH	III Unit VH
229. MOHAMMED IBRAHIM	223. ARLENE MARGRET VAZ	217. SHARANYA H.S
228. SUNIL KUMAR	222. ABDUL MALIK FAHAD	216. SANDESH C PATIL
227. SPOORTHY M	221. VISHRUTHA K.C	215. RUDRATEJ PATIL
226. RASHMI R	220. ANAGHA P.S	214. PRASHANTH V
225. PRATEEK JAIN	219. AMRUTHA T	213. NISCHALA B
224. MOHIT J	218. VIBHA M	212. MEGHANA A
199. VINAY PATIL S	197. VIKAS S GOWDA	195. VIDYASAGAR K
198. VINAY KUMAR S	196. VIDYASHREE PRABHU G	194. VIDYASAGAR G
IV Unit VH	V Unit VH	
211. MADHURA S.G	205. YASMIN	
210. KAVYASHREE K	204. VIVEK P KSHEERASAGAR	
209. KAVYA DARASHINI M	203. VIVEK B	
208. ZEBA NOORAIN	202. VINUTHA NEELKANTH MURDESHV	
207. ZAKIA ANWER	201. VINAYSHANKAR R DANDUR	
206. ZAHID FAZALA	200. VINAY T.R	

I Unit B&L C-H	II Unit B&L C-H	III Unit B&L C-H
193. VIBHA B	187. VAGEESH K.M	181.SYED IRFANULLAH QUADRI
192. VENKATESHAKSHAY RAAG	186. UTTAPPA BHARATH S	180. SYED HIFZUR RAHMAN
191.VARUNVENATRA GHAVAN M.S	185. TOSHIB G.A	179. SWETAPADMA BISWAL
190. VARUN PRASANNA P	184. TANIMA SHARMA	178. SUSHRUTH J
189. VARSHITHA T.P	183. SYED SAAD	177. SURESH WADEYAR
188. VANDANA L	182. SYED NADEEM SHAJAN	
176. SUPRABHA SHANKARI	174. SUNIL BABU B	172. SUJAY R
175. SUNIL KUMAR	173. SUMA B	

16

6/11/16

Clinical postings for 9th term students

Date: 31.08.2015

The following 9th term students of 2011 batch-I (Sl.No.1 to 57) are posted to the Department of Surgery, **Victoria Hospital & B & L C Hospital 31.08.2015 to 27.09.2015** to the Units as shown below.

I Unit VH		II Unit VH	III Unit VH
57 HARSHITHA H A		51. GEETANJALI N	45. DEEPAK LAL SD
56 HARSHITH H S		50. GAYATHRI J PANICKER	44. DEEKSHA V
55. HARSHA GOWDA J K		49. GANGA B	43. DARSHAN S M
54. GOWTHAM B C		48. DIVYA C RAGATE	42. DAMINI S
53. GOUSMAHAMMAD MYAGERI		47. DHARSHAN T	41. CHIRAG L U
52. GEORGE EDMUND		46. DEVAMSH GN	40. CHIRAG JAIN
27. ARFATH AHMED		25. ANUSHREE B NAMBIAR	23. ANUP ITIHAS G B
26. ARCHANA DUTTA		24. ANUSHA M	5. ABHISHEK
IV Unit VH		V Unit VH	
39. CHINTHANA L		33. BHANUTEJ K L	
38. CHIKKAPPA NAYAK		32. ATHULYA AJITH	
37. CHANDRAKANTHA K		31. ASWIN BHARADWAJ K	
36. CHANDRAKANTH		30. ASHWIN A L	
35. CHAITRA B E		29. ARUNKUMAR SIDRI	
34. BHARAT RAVI KATTI		28. ARUNA LAHARI N	
I Unit B&L C-H	II Unit B&L C-H	III Unit B&L C-H	
22. ANUJ S	16. AMITH K GAITONDE	10. AKASH P	
21. ANN FRANCLIN DESAYOSE	15. AMIT R HUDGI	9. AJAY SIMHA	
20. ANJALI	14. AMALA A	8. ADITHYA KRISHNA S	
19. ANIL PATALI	13. AKSHAYA RAMASWAMI	7. ABULLAIS RAHEEQ GOWDA	
18. AMULLYA K R	12. AKSHAY K S	6. ABINASH CHANDRA PATRA	
17. AMRUTHAVARSHINI N	11. AKHIL S		
4. ABHISHEK GANGULY	2. AASHIK Y S		
3. ABHINDAN H S	1. AADARSH M N		

[Signature]
 Professor & Head
 Department of Surgery
 Victoria Hospital & B & L C Hospital
 Bangalore - 560002.
 17

[Signature]
 6/11/16
 DIRECTOR DEAN
 BANGALORE COLLEGE
 BANGALORE - 560002

Clinical postings for 9th term students**Date: 28.09.2015**

The following 9th term students of 2011 batch-II (Sl.No.58 to 114) are posted to the Department of Surgery, Victoria Hospital & B & L C Hospital 28.09.2015 to 25.10.2015 to the Units as shown below.

I Unit VH		II Unit VH	III Unit VH
114.PRAVEENA KUMAR P K		108.POOJA PATIL	102.NITHIN K M
113.PRASHANTH KUMAR M N		107.POOJA M	101.NISHI PRASAD
112. PRASHANTH B		106.PAVITHRA H	100.NAVYA D
111.PRASANNA RAMANNA A		105. PATIL ANAND YUVRAJ	99.NAVEEN V
110. PRAKASH YALAGI BASAVARAJ		104. PADMA PRIYA V	98.NANDISH KUMAR S
109. RABHU DUTTA SAHU		103.PADMA	97.NANDAGOPAL S
84.MANOJ KUMAR NAYAK		82.MANUNATH M	80.MAHESH PRABHU J
83. MANOJ DEVANATHAN		81.MANJUNATH G KOLLIGOUDA	79. MAHANTESH PUJAR
IV Unit VH		V Unit VH	
96. NAGESH A		90. MOHAMMED MAAZ	
95.NAGASACHIN S N		89. MILIND VITTAL PRABHU	
94.NAGARAJ I		88. MEDGHASHYAMA K S	
93. MYTHRI SHEKAR RISHPANA		87. MEGHA P	
92. MONISHA CHAVAN		86.MARIA JOSEPH	
91MOHAN S		85.MANOJ KUMAR R	
I Unit B&L C-H	II Unit B&L C-H	III Unit B&L C-H	
78. MACHANDRAREDDY	73. KERTHI KUDLANNAVAR S	68. KAILASH KARUR	
77.LOKESH M N	72.KEERTHI KUMAR N	67. JOSE GEORGE KONIKKARA	
76. LAKSHMINARAYAN B	71.KEDAR GOMBI	66. JITHENDRA N	
75.KUSUMITHA B	70.KAVYA D R	65. JAYANTA M	
74. KISHORI	69. KARTHIK H V	64. JAVAGAL AMITH THEJAS N	
63.JAGRITI NAHATA	61.HEMANTH GOWDA M C	59.HARSHITHA N	
62.ISHITHA P N	60.HEMANTH	58. HARSHITHA KUMARI	

[Signature]
 Professor & Head
 Department of Surgery
 Victoria Hospital & B & L C Institute
 Bangalore - 560 002

[Signature]
 6/11/16
 DIRECTOR OF DEAN
 VICTORIA HOSPITAL & B & L C COLLEGE
 BANGALORE INSTITUTE

Clinical postings for 9th term students

Date: 26.10.2015

The following 9th term students of 2011 batch- III (Sl.No.115 to 171) are posted to the Department of Surgery, Victoria Hospital & B & L C Hospital 26.10.2015 to 22.11.2015 to the Units as shown below.

I Unit VH		II Unit VH		III Unit VH	
138. SACHIN S/O V M		144. SAMPRATHI D		150. SATHEESH G	
139. SAHANA C		145. SAMYUKTA DUTTA		151. SAURABH C MASAGUPPI	
140. SAHANA D		146. SANKETH G		152. SAYEEMA FARHEEN	
141. SAHANA P		147. SANTHOSH B		153. SHALINI G.N	
142. SAHIL SHARMA		148. SARIGA AJIT VALAPARAMBIL		154. SHAMSHUDDIN	
143. SAMEER K M		149. SARITA KUMARI		155. SHARATH KOWSHIK	
167. SPURTI S KULKARNI		169. SUBHAS PATIL		171. SUDHAKAR	
168. SRIDHAR N		170. SUDHA K			
IV Unit VH		V Unit VH			
156. SHASHANK J		162. SHRUTHI RAJAN			
157. SHASHIBHUSHAN S VAREKAR		163. SIDDALING REDDY			
158. SHETTY KRATHAN KRISHNA		164. SIDDANAGOUDAA			
159. SHRAVAN S SANJEE		165. SOUMYA BHAT			
160. SHRUTI BHAVIKATTI		166. SPARSHA N			
161. SHRUTHI KUMAR					
I Unit B&L C-H	II Unit B&L C-H	III Unit B&L C-H			
115. PRAVEEN PRADEEP POTADAR	121. PRIAYANKA S	127. RANJITHA G K			
116. PREETHI T A	122. RAJESHWARI H	128. RASHMI M D			
117. PRERANA N	123. RAKESH D S	129. RAVIKUMAR KADEWADI			
118. PRERANA PRIYA	124. RAKSHITH B DAS	130. RISHABH R K			
119. PRIYANKA	125. RAMESH S MADDIMANI	131. ROHAN KRISHNA C R			
120. PRIYANKA K P	126. RAMYA R	132. ROHIT G DUDDAGI			
133. RONAK N KOTIAN	135. SACHIN C NAIR	137. SACHIN S/O H H			
134. RUDRESH NAIK M R	136. SACHIN H C REDDY				

Professor 2 Head
Department of Surgery
Victoria Hospital
660 692.19

6/11/16
DIRECTOR GENERAL
COLLEGE

List of cases for Practical exams**04 -01-2016****Long cases**

1. Inguinal Hernia
2. Varicose veins
3. Solitary nodule Thyroid
4. Mass abdomen
5. Nodular Thyroid
6. Inguinal Hernia

List of Short cases

1. Lipoma
2. Sebaceous Cyst
3. Fibroadenoma
4. Varicose Ulcer
5. Diabetic Ulcer
6. Traumatic Ulcer

05 -01-2016**Long cases**

1. Inguinal Hernia
2. Varicose veins
3. Solitary nodule Thyroid
4. Carcinoma Breast
5. Nodular Thyroid
6. Inguinal Hernia

List of Short cases

1. Lipoma
2. Sebaceous Cyst
3. Fibroadenoma
4. Varicose Ulcer
5. Diabetic Ulcer
6. Traumatic Ulcer


 Professor & Head
 Department of Surgery
 Victoria Hospital
 Victoria - 800 002

20


 6/1/16

DIRECTOR CUM DEAN
 VICTORIA HOSPITAL COLLEGE
 VICTORIA


06 -01-2016

List of Long cases

1. Inguinal Hernia
2. Varicose veins
3. Solitary nodule Thyroid
4. Peripheral vascular disease
5. Phylloides tumour Breast
6. Inguinal Hernia

List of Short cases

1. Lipoma
2. Hydrocoele
3. Thyroid nodule
4. Varicose Ulcer
5. Diabetic Ulcer
6. Diabetic Ulcer


Professor & Head
Department of Surgery
Bangalore Medical College & Research Institute
Bangalore - 560 002.


6/1/16

DIRECTOR/CPI/DEAN
BANGALORE MEDICAL COLLEGE
AND RESEARCH INSTITUTE

Annexures -1

Surgery Clinical Examinations**Examiner List**

Internal Examiners**External Examiners****Date of Examination : 04-01-2016 to 07-01-2016**

1. Dr. Ramesh. M. Tambat
Prof & HOD, Dept of General Surgery
Bangalore Medical College,
Fort, K.R.Road, Bangalore – 560 002.
Mob: 9844031560
2. Dr. Santhosh C S
Assistant Prof. Dept. of General Surgery
Bangalore Medical College
Fort, K.R.Road Bangalore – 560 002.
Mob: 9945550555

1. Dr. Thirugnana Sambandan
Asso. Prof Dept. of General Surgery
Dr. Annapoorneshwari Medical College
Periaseeragapadi, Salem -636 308
Mob: 09940593290
2. Dr. S Naga Muynaiah
Asst. Prof Dept. of General Surgery
Sri Venkateswara Medical College
Alipiri Road, Tirupati – 517507 (A.P)
Mob: 09849046372

Date of Examination : 08-01-2016 to 10-01-2016

1. Dr. K. Seshagiri Rao
Professor Dept. of General Surgery
Bangalore Medical College,
Fort, K.R.Road, Bangalore – 560 002
Mob: 9880946445
2. Dr. Vivek S.R
Assistant Prof. Dept. of General Surgery
Bangalore Medical College
Fort, K.R.Road Bangalore – 560 002.
Mob: 9886918276

1. Dr. Ramanaih
Professor Dept. of General Surgery
Sri Venkateswara Medical College
Alipiri Road, Tirupati – 517507 (A.P)
Mob: 09441555790
2. Dr. Basavaraj Warad
Professor & HOD, Dept. of General Surgery
M.I.M.S.R. Medical College
Vishwanathpuram, Ambejogai Road
Labur – 413 513, (Maharashtra)
Mob: 09890066760

Date of Examination : 11-01-2016 to 13-01-2016

1. Dr. Harindranath H.R
Asso. Prof. Dept. of General Surgery
Bangalore Medical College
Fort, K.R.Road Bangalore – 560 002.
Mob: 9449520093
2. Dr. Kemparaj. T
Assistant Prof. Dept. of General Surgery
Bangalore Medical College
Fort, K.R.Road Bangalore – 560 002.
Mob: 9448455040

1. Dr. Sunil Kumar. V
Asso. Prof. Dept. of General Surgery
PES Inst. of Medical Sciences & Research
Kuppam – 517 425 Chittoor (D) (A.P)
Mob: 9538373578
2. Dr. Suresh Kumar. N
Asso. Prof. Dept. of General Surgery
SRM Medical College & Hospital & Research
Centre, Potheri Kattankolathur,
Kancheepuram (D) T.N.

11/1/16
Prof. Dr. Ramesh M. Tambat
Bangalore Medical College
Fort, K.R.Road, Bangalore – 560 002.
Mob: 9844031560

6/1/16
Dr. Sunil Kumar V
PES Inst. of Medical Sciences & Research
Kuppam – 517 425 Chittoor (D) (A.P)
Mob: 9538373578

VIEW OF ALL EXAMINATION OF MAY 2016
THIRD PHASE PART - II MBBS

GENERAL SURGERY

No. of students: 229

Practical Examination Dates :

Practical Examination Dates :

04.01.2016 TO 07.01.2016

04.01.2016 TO 07.01.2016

DR. RAMESH MAHARDEV TAMBAT I - 0114

DR. THIRUGNANA SAMBANDHAN 4457

PROF & HOD Dept. of GENERAL SURGERY
Bangalore Medical College

ASSO. PROF Dept. of GENERAL SURGERY
DR. ANNAPOORNESHWARI MEDICAL COLLEGE

Fort, K.R. Road, Bangalore - 560 002.

PERIASEERAGAPADI, SALEM - 636 308

Cell Ph: 080 2670 1529, Fax : 26704342, (BW-25591325)

Cell Ph: , Fax :

Res Ph: 080-26606375, Mob: 9844031560

R.Ph: , M-: 09940593290

DR. SANTOSH C S I - 4807

DR. S. NAGA MUYNIAH 4077

ASSO. PROF Dept. of GENERAL SURGERY
Bangalore Medical College

ASST. PROF Dept. of GENERAL SURGERY
Sri Venkateswara Medical College,

Fort, K.R. Road, Bangalore - 560 002.

Alipiri Road, Tirupati - 517507 (A.P)

Cell Ph: 080 2670 1529, Fax : 26704342, (BW-25591325)

Cell Ph: 0877-2287368, Fax : 08574-286803/TT 249111

Res Ph: 080-2338659, Mob: 9945550555

R.Ph: , M-: 9849046372

Practical Examination Dates :

Practical Examination Dates :

08.01.2016 TO 10.01.2016

08.01.2016 TO 10.01.2016

DR. K. GESHAGIRI RAO I - 0115

DR. RAMANAI AH 6337

PROFESSOR Dept. of GENERAL SURGERY
Bangalore Medical College

PROFESSOR Dept. of GENERAL SURGERY
Sri Venkateswara Medical College,

Fort, K.R. Road, Bangalore - 560 002.

Alipiri Road, Tirupati - 517507 (A.P)

Cell Ph: 080 2670 1529, Fax : 26704342, (BW-25591325)

Cell Ph: 0877-2287368, Fax : 08574-286803/TT 249111

Res Ph: 080-26603444, Mob: 9880946445

R.Ph: , M-: 09441555790

DR. VIVEK S. R I - 4775

DR. BASAVARAJ WARAD 6246

ASSO. PROF Dept. of GENERAL SURGERY
Bangalore Medical College

PROF & HOD Dept. of GENERAL SURGERY
M.I.M.S.R. Medical College,

Fort, K.R. Road, Bangalore - 560 002.

Vishwanathpuram, Ambejogai Road, Latur - 413 512 (Maharashtra)

Cell Ph: 080 2670 1529, Fax : 26704342, (BW-25591325)

Cell Ph: 02382-227028, Fax : 02382-2272246, 228939

Res Ph: , Mob: 9886918276

R.Ph: , M-: 09890066760

[Signature]
Bangalore
Vivek S. R
Bangalore - 560 002

[Signature]
6/1/16

DIRECTOR OF THE DEAN
BANGALORE
COLLEGE
HOSPITAL

THIRD PHASE PART - II MBBS

SUBJECT : GENERAL SURGERY

No. of students: 233

Practical Examination Dates :

Practical Examination Dates :

11.01.2016 TO 13.01.2016

11.01.2016 TO 13.01.2016

DR. HARINDRANATH H.R.

I - 0121

DR. SUNIL KUMAR V

8131

ASSO.PROF Dept. of GENERAL SURGERY
Bangalore Medical College

ASSO.PROF Dept. of GENERAL SURGERY

Fort, K.R. Road, Bangalore - 560 002.

PES Inst., of Medical Sciences & Research,

Cell Ph: 080 2670 1529, Fax : 26704342, (BW-25591325)

Kuppam - 517 425 Chittoor (District) (A.P)

Res Ph: 080-25374135, Mob: 9149520093

Cell Ph: 08570-256736, 257260, Fax : 08570-257281

R.Ph: , M:- 9538373578

DR. T. KUMPARAJ

I - 0127

DR. SURESH KUMAR.N

7992

ASSO.PROF Dept. of GENERAL SURGERY
Bangalore Medical College

ASSO.PROF Dept. of GENERAL SURGERY

Fort, K.R. Road, Bangalore - 560 002.

SRM Medical College & Hospital & Research centre,
Potheri, Kattankolathur, Kancheepuram Dist. - 6203. T.N

Cell Ph: 080 2670 1529, Fax : 26704342, (BW-25591325)

Cell Ph: 044-24740236, 25671875, Fax : 24742845, 25671253

Res Ph: 080-25250424, Mob: 9448455040

R.Ph: , M:- 09444296684

SUBJECT : ORTHOPAEDICS

No. of students: 233

Practical Examination Dates :

Practical Examination Dates :

04.01.2016 TO 07.01.2016

04.01.2016 TO 07.01.2016

DR. PURUSHOTHAM. V.J

I - 0131

DR. S N PATIL

8124

ASST.PROF Dept. of ORTHOPAEDICS
Bangalore Medical College

PROFESSOR Dept. of ORTHOPAEDICS

Fort, K.R. Road, Bangalore - 560 002.

Sri. Devaraj Urs Medical College

Cell Ph: 080 2670 1529, Fax : 26704342, (BW-25591325)

Cell Ph: , Fax :

Res Ph: 080-26694536, Mob: 9845548787

R.Ph: , M:- 7893499589/8971015432

Practical Examination Dates :

Practical Examination Dates :

08.01.2016 TO 10.01.2016

08.01.2016 TO 10.01.2016

DR. DEEPAK S

I - 4345

DR.K.CHANDRA SHEKAR RAO

4573

ASSO.PROF Dept. of ORTHOPAEDICS
Bangalore Medical College

ASST.PROF Dept. of ORTHOPAEDICS

Fort, K.R. Road, Bangalore - 560 002.

Gandhi Medical College,

Cell Ph: 080 2670 1529, Fax : 26704342, (BW-25591325)

Mushirabad, Secunderabad, Hyderabad - 500 02

Res Ph: , Mob: 09445193488

Cell Ph: 040-23226221 TO 721, Fax :

R.Ph: , M:- 9848052245

Prof. S. S. S. Road
Bangalore
Bangalore - 560 002

6/1/16
DIRECTOR CHIEF DEAN
BANGALORE MEDICAL COLLEGE
AND PES

List of Expert Assistants**OFFICIAL MEMORANDUM**

The following Faculty are posted as Expert Assistants & Postgraduates for RGUHS UG Practical examinations from Date – 04th to 13th January -2015. They are informed to be present at examination hall (K Raj ward, VH) at 8.30 am with cases and to look after the arrangements without fail.

Sl.No	Date	Day	Expert Assistant	PG's
1.	04-01-2016	Monday	Dr.Srinivas N.M.	Dr.Gautham M V Dr Deepti N Rao
2.	05-01-2016	Tuesday	Dr.Ajitha M.B	Dr.Nikita, Dr.Bharathi
3	06-01-2016	Wednesday	Dr.Premkumar.A	Dr.Vedavathi.K Dr.Farman Ali
4	07-01-2016	Thursday	Dr.Mallikarjuna M.N.	Dr.Shylesh M.P Dr. Prashanth
5	08-01-2016	Friday	Dr.Bhanuprakash	Dr. Ashok T.B Dr. Madhukar Naidu
6	09-01-2016	Saturday	Dr.Poornima	Dr.Utpala Uday Dr. Deepthi N Rao
7	10-01-2016	Sunday	Dr. Manoranjan U D	Dr. Sonia Rani P.B Dr. Attenbirth
8	11-01-2016	Monday	Dr. Abdul Razak	Dr.Vikas N Raj Dr. Nagaraj Shankarappa
9	12-01-2016	Tuesday	Dr. Santhosh C.S	Dr. Mebin Mathew Dr. Bharathi
10	13-01-2016	Wednesday	Dr. ManjunathB.D	Dr. Kavya.T Dr Joseph Mathew

ANNATURE-2

RAJIV GANDHI UNIVERSITY OF HEALTH SCIENCES, BANGALORE
TIME TABLE FOR MBBS PHASE III, PART II PRACTICAL & VIVA-VOCE EXAMINATIONS, DECEMBER 2015/JANUARY 2016
CENTRE: BANGALORE MEDICAL COLLEGE & RESEARCH INSTITUTE, BANGALORE

DATE	GENERAL MEDICINE	GENERAL SURGERY INCLUDING ORTHO	PAEDIATRICS	OBG
04-01-2016 Monday	11M0001,02,03,04,06,07,08,09,10,11,12,14,17,19,20,21,22,23,24,25,27,29,30	11M0061,63,64,65,66,67,68,69,70,71,72,73,74,75,76,77,78,79,80,81,82,83,84,85	11M0115,16,17,18,20,22,23,25,26,27,28,29,31,32,33,35,36,37,38,39,40,41,43	11M4420,21,22,23,24,25,26,27,28,29,30,31,32,33,34,35,38,39,42,43,44,45,46,48
05-01-2016 Tuesday	11M0031,32,34,35,36,37,38,39,40,41,42,44,48,50,51,52,53,54,55,57,58,59,60	11M0086,87,88,89,91,92,94,95,97,99,101,02,03,04,05,06,07,08,09,10,11,12,13,14	11M0144,45,46,47,48,50,11M4402,03,05,06,07,08,09,10,11,12,13,14,15,16,17,18,19	11M4449,50,52,53,54,55,57,58,59,60,62,63,64,65,67,68,70,71,73,75,76,77
06-01-2016 Wednesday	11M0061,63,64,65,66,67,68,69,70,71,72,73,74,75,76,77,78,79,80,81,82,83,84,85	11M0115,16,17,18,20,22,23,25,26,27,28,29,31,32,33,35,36,37,38,39,40,41,43	11M4420,21,22,23,24,25,26,27,28,29,30,31,32,33,34,35,38,39,42,43,44,45,46,48	11M4478,79,80,81,82,83,84,85,86,87,88,89,90,91,93,94,95,97,98,99,4500,0225,256
07-01-2016 Thursday	11M0086,87,88,89,91,92,94,95,97,99,101,02,03,04,05,06,07,08,09,10,11,12,13,14	11M0144,45,46,47,48,50,11M4402,03,05,06,07,08,09,10,11,12,13,14,15,16,17,18,19	11M4449,50,52,53,54,55,57,58,59,60,62,63,64,65,67,68,70,71,73,75,76,77	11M1129,1557,66,2118,43,2937,3309,7039,59,10M0001,16,69,91,101,104,126,130
08-01-2016 Friday	11M0115,16,17,18,20,22,23,25,26,27,28,29,31,32,33,35,36,37,38,39,40,41,43	11M4420,21,22,23,24,25,26,27,28,29,30,31,32,33,34,35,38,39,42,43,44,45,46,48	11M4478,79,80,81,82,83,84,85,86,87,88,89,90,91,93,94,95,97,98,99,4500,0225,256	11M0001,02,03,04,06,07,08,09,10,11,12,14,17,19,20,21,22,23,24,25,27,29,30
09-01-2016 Saturday	11M0144,45,46,47,48,50,11M4402,03,05,06,07,08,09,10,11,12,13,14,15,16,17,18,19	11M4449,50,52,53,54,55,57,58,59,60,62,63,64,65,67,68,70,71,73,75,76,77	11M1129,1557,66,2118,43,2937,3309,7039,59,10M0001,69,91,101,104,126,130	11M0031,32,34,35,36,37,38,39,40,41,42,44,48,50,51,52,53,54,55,57,58,59,60
10-01-2016 Sunday	11M4420,21,22,23,24,25,26,27,28,29,30,31,32,33,34,35,38,39,42,43,44,45,46,48	11M4478,79,80,81,82,83,84,85,86,87,88,89,90,91,93,94,95,97,98,99,4500,0225,256	11M0001,02,03,04,06,07,08,09,10,11,12,14,17,19,20,21,22,23,24,25,27,29,30	11M0061,63,64,65,66,67,68,69,70,71,72,73,74,75,76,77,78,79,80,81,82,83,84,85
11-01-2016 Monday	11M4449,50,52,53,54,55,57,58,59,60,62,63,64,65,67,68,70,71,73,75,76,77	11M1129,1557,66,2118,43,2937,3309,7039,59,10M0001,16,69,91,101,104,126,130,09M0010	11M0031,32,34,35,36,37,38,39,40,41,42,44,48,50,51,52,53,54,55,57,58,59,60	11M0086,87,88,89,91,92,94,95,97,99,101,02,03,04,05,06,07,08,09,10,11,12,13,14
12-01-2016 Tuesday	11M4478,79,80,81,82,83,84,85,86,87,88,89,90,91,93,94,95,97,98,99,4500,0225,256	11M0001,02,03,04,06,07,08,09,10,11,12,14,17,19,20,21,22,23,24,25,27,29,30	11M0061,63,64,65,66,67,68,69,70,71,72,73,74,75,76,77,78,79,80,81,82,83,84,85	11M0115,16,17,18,20,22,23,25,26,27,28,29,31,32,33,35,36,37,38,39,40,41,43
13-01-2016 Wednesday	11M1129,1557,66,2118,43,2937,3309,7039,59,10M0001,69,91,101,126,130,09M0010,54	11M0031,32,34,35,36,37,38,39,40,41,42,44,48,50,51,52,53,54,55,57,58,59,60	11M0086,87,88,89,91,92,94,95,97,99,101,02,03,04,05,06,07,08,09,10,11,12,13,14	11M0144,45,46,47,48,50,11M4402,03,05,06,07,08,09,10,11,12,13,14,15,16,17,18,19

TIMINGS: Candidates are instructed to report to the respective Clinics by 8.45AM

COPY TO:

1. The Registrar Evaluation, RGUHS
2. HOD's/Co-ordinator, Department of Medicine, General Surgery / Orthopaedics, Paediatrics & OBG, BMCRI.
3. Concerned Internal Examiners,
4. Notice Board.

Professor A. Hand
Department of Medicine
Bangalore Medical College & Research Institute
Victoria Hospital
Bangalore - 560 002.

611116
DIRECTOR & DEAN
BANGALORE MEDICAL COLLEGE
AND RESEARCH INSTITUTE

DIRECTOR & DEAN
BMCRI, BANGALORE

RAJIV GANDHI UNIVERSITY OF HEALTH SCIENCES, KARNATAKA
MBBS- Phase III Part, Part II Practical and viva voce Examination of JANURARY 2016

Center: Bangalore Medical College & Research Institute, Bangalore.

Venue: Department of Surgery.

Timings: 8:30AM on wards.

Date: 04.01.2016

Sl.No	Reg-Number	Names	Signature
1.	11M0061	DIVYA C. RAGATE	<i>Divya</i>
2.	11M0063	GANGA B	<i>Gangab</i>
3.	11M0064	GAYATHRI PANICKER	<i>Gayathri</i>
4.	11M0065	GEETHANJALI N	<i>Geethanjali</i>
5.	11M0066	GEORGE EDWIND	<i>George</i>
6.	11M0067	GOUSMAHAMMAD MYAGERI	<i>G.R. Myagari</i>
7.	11M0068	GOWTHAM B. C	<i>Gowtham</i>
8.	11M0069	HARSHA GOWDA J. J.	<i>H. J. Gowda</i>
9.	11M0070	HARSHITHA H. S.	<i>Harshitha H.S.</i>
10.	11M0071	HARSHITHA H. A	<i>Harshitha</i>
11.	11M0072	HARSHITHA KUMARI	<i>Harshitha</i>
12.	11M0073	HARSHITHA N	<i>Harshitha N</i>
13.	11M0074	HEMANTH	<i>Hemant</i>
14.	11M0075	HEMANTH GOWDA M. C	<i>H. M. C.</i>
15.	11M0076	ISHITHA P. N	<i>Ishitha</i>
16.	11M0077	JAGRITI NAHATA	<i>Jagrati</i>
17.	11M0078	Javagal Amith Theng	<i>Amith</i>
18.	11M0079	JAYANTA M	<i>Jayanta</i>
19.	11M0080	Jithendra N	<i>Jithendra</i>
20.	11M0081	Jose George	<i>Jose G.</i>
21.	11M0082	KAILASH KARUR	<i>Kailash</i>
22.	11M0083	KARTHIK H. V	<i>Karthik H.V.</i>
23.	11M0085	KANYA D. R	<i>Kanya</i>

[Signature]
Examiner-01

[Signature]
Examiner-02

[Signature]
Examiner-03

[Signature]
Examiner-04

[Signature]

[Signature]
























RAJIV GANDHI UNIVERSITY OF HEALTH SCIENCES, KARNATAKA
MBBS- Phase III Part, Part II Practical and viva voce Examination of JANURARY 2016

Center: Bangalore Medical College & Research Institute, Bangalore.

Venue: Department of Surgery.

Timings: 8:30AM on wards.


Date: 05.01.2016

Sl.No	Reg-Number	Names	Signature
1.	11M0086	KEDAR GOMBI	
2.	11M0087	KEERTHI KUMAR.N	
3.	11M0088	KISHORE KUDLANNANVAR S	
4.	11M0089	KISHORI	
5.	11M0091	KUSUMITHA.B	
6.	11M0092	LAKSHMINARAYAN.B	
7.	11M0094	LOKESH.M.N	
8.	11M0095	MACHANDRAREDDY	
9.	11M0097	MAHANTESH.S.PUTAR	
10.	11M0099	MAHESH PRABHU.S	
11.	11M0101	MANTUNATH.G.KOLLIGOWDA	
12.	11M0102	MANTUNATH.M	
13.	11M0103	MANOJ.DEVANATHAN	
14.	11M0104	MANOJ KUMAR NAYAK	
15.	11M0105	MANOJ KUMAR.R.R	
16.	11M0106	MARIA JOSEPH	
17.	11M0107	MEGHA.P	
18.	11M0108	MEGHASHYAMA.K.S.	
19.	11M0109	MILIND VITTAL PRABHU	
20.	11M0110	MOHAMMAD MAZ	
21.	11M0112	MOHAN.S	
22.	11M0113	MONISHA.CHAVAN	
23.	11M0114	MYTHREYI SHEKAR RISAPANA	

Examiner-01


 Dr. Pundarik


Examiner-02


 (SANTOSH.U)

Examiner-03


 (DR. THIRUVANATH
 SAMBANDAN)

Examiner-04


 (S. NAGA
 MUNEJAH)

Professor P. N. ...
 Bangalore Medical College & Research Institute
 05/01/16
 BANGALORE MEDICAL COLLEGE & RESEARCH INSTITUTE


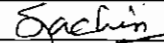





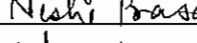
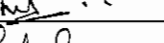
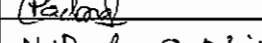


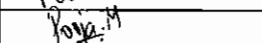





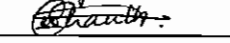
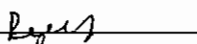
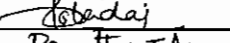


RAJIV GANDHI UNIVERSITY OF HEALTH SCIENCES, KARNATAKA
MBBS- Phase III Part, Part II Practical and viva voce Examination of JANURARY 2016

Center: Bangalore Medical College & Research Institute, Bangalore.

Venue: Department of Surgery.

Timings: 8:30AM on wards.

Date: 06.01.2016


Sl.No	Reg-Number	Names	Signature
1.	11M0115	NAGARAJ. L	
2.	11M0116	NAGASACHIN. S.N	
3.	11M0117	NAGESH. A	
4.	11M0118	NANDAGOPAL. S	
5.	11M0120	NANDISH KUMAR. S	
6.	11M0122	NAVEEN. V	
7.	11M0123	NAVYA. D.	
8.	11M0125	NISHI PRASAD	
9.	11M0126	NITHIN. B.	
10.	11M0127	PADMA	
11.	11M0128	PADMAPRIYA. V	
12.	11M0129	PATIL ANAND YUVRAJ	
13.	11M0131	PAVITHRA. M	
14.	11M0132	POOJA. M	
15.	11M0133	POOJA PATEL	
16.	11M0135	PRABHU DUTTA SAHU	
17.	11M0136	PRAKASH YALAYE BASAVARAJ	
18.	11M0137	PRASANNA RMANA. A	
19.	11M0138	PRASHANTH. B	
20.	11M0139	PRASHANTH KUMAR. M	
21.	11M0140	PRAVEEN KUMAR P. K	
22.	11M0141	PRAVEEN P. POTADAR	
23.	11M0143	PREETHI T.A.	

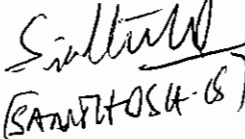
Examiner-01

Examiner-02


Examiner-03


Examiner-04



 { Dr. S. NAGA MUNEIAH }

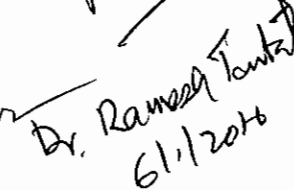

 (SANJOSH. B)


 Dr. Ramana Kumar


 (Dr. Thiruvannam Sambandan)


 Dr. V. S. Prasad


 Dr. S. N. Patil


 Dr. Ramana Kumar
 6/1/2016


 Professor


 Dr. Thiruvannam Sambandan

PARTICULARS OF PAPER SETTERS

PAEDIATRICS:

Designation	Experience	No. of exams conducted
Professor and HOD	>15	23
Professor	>15	21
Professor and HOD	>15	23
Professor	>14	19
Professor	>14	20
Professor and HOD	>15	22
Professor	>15	21

MEDICINE:



Designation	Experience	No. of exams conducted
Professor and HOD	>15	20
Professor	>14	17
Professor and HOD	>15	21
Professor	>14	17
Professor	>15	20
Professor	>14	18

SURGERY AND ITS ALLIED SUBJECTS:

Designation	Experience	No. of exams conducted
Professor and HOD	>15	20
Professor	>14	17
Professor	>14	18
Professor and HOD	>16	22
Professor	>13	15
Professor	>14	18

OBSTETRICS AND GYNAECOLOGY:

Designation	Experience	No. of exams conducted
Professor	>12	15
Professor	>14	18
Professor and HOD	>15	21
Professor and HOD	>16	22
Professor	>15	20
Professor and HOD	>16	22

REGISTRAR (EVALUATION)
 R.A.
 HOD
 6/11/21

DIRECTOR CUM DEAN
 CALOREST COLLEGE
 KALOREST

ANNEXURE - 7

Rajiv Gandhi University of Health Sciences, Karnataka

MBBS Phase – III (Part II) Degree Examination - DECEMBER 2015

Time: Three Hours

Max. Marks: 50 Marks

General Surgery (RS2 & RS3 Scheme)

Q.P. CODE: 1095

Your answers should be specific to the questions asked

Draw neat, labeled diagrams wherever necessary

(Note: Both QP Codes 1095 and 1096 are to be, answered within total duration of three hours)

(Use separate Answer Books for QP Code 1095 & 1096)

LONG ESSAYS

2 x 10 = 20 Marks

1. Discuss the clinical features, investigation and treatment of Tuberculous Cervical Lymphadenopathy.
2. Discuss in detail the clinical features and management of Burns.

SHORT ESSAYS

3 x 5 = 15 Marks

3. Cleft Lip
4. Buerger's disease
5. Complications of Blood transfusion

SHORT ANSWERS

5 x 3 = 15 Marks

6. Necrotizing Fasciitis
7. Pilonidal Sinus
8. Premalignant conditions of oral cancer
9. Varicose Ulcer
10. Desmoid tumour


Professor
Rajiv Gandhi University of Health Sciences
Bangalore - 560 002.


61116

DIRECTOR CUM DEAN
BANGALORE UNIVERSITY COLLEGE
AND RESEARCH INSTITUTE

Rajiv Gandhi University of Health Sciences, Karnataka

M.B.B.S. PHASE III Part II Degree Examination – DECEMBER 2015

Time: Three Hours

Max. Marks: 100 Marks

**QP Code: 1096 – Section B – ORTHOPAEDICS [50 Marks]
(RS2 & RS3 Scheme)**

Your answers should be specific to the questions asked

Draw neat labeled diagrams wherever necessary

Use separate answer books for section A and section B.

LONG ESSAYS

2 x 10 = 20 Marks

1. Describe the clinical features, radiological appearance and management of supra condylar fracture humerus in children.
2. Describe the definition, clinical features, radiological appearance and management of non union of long bones.

SHORT ESSAYS

3 x 5 = 15 Marks

3. Osteosarcoma
4. Disarticulation
5. Cervical rib

SHORT ANSWERS

5 x 3 = 15 Marks

6. Paget's disease
7. Triple deformity knee
8. Bennett's fracture
9. Plaster of paris
10. Claw hand

Professor, 3rd Year
Department of Orthopaedics
Bangalore Medical College & Research Institute,
Victoria Hospital
Bangalore - 560 002.

6/1/16
DIRECTOR CLINICAL
BANGALORE MEDICAL COLLEGE
AND RESEARCH INSTITUTE

Rajiv Gandhi University of Health Sciences, Karnataka

M.B.B.S. PHASE III Part II Degree Examination – DECEMBER 2015

Time: Three Hours

Max. Marks: 100 Marks

GENERAL SURGERY – Paper II (RS2 & RS3 Scheme)

QP Code: 1097

Your answers should be specific to the questions asked
Draw neat labeled diagrams wherever necessary

LONG ESSAYS

2 x 10 = 20 Marks

1. Discuss aetiology, clinical features and management of small bowel obstruction.
2. Discuss causes, pathology, clinical features and management of hydronephrosis.

SHORT ESSAYS

10 x 5 = 50 Marks

3. Secondaries in liver
4. Abdominal tuberculosis
5. Desmoid tumour
6. Sigmoid volvulus
7. Achalasia cardia
8. Choledochal cyst
9. Gall stones
10. Rectal prolapse
11. Acute intestinal obstruction
12. Hydrocele

SHORT ANSWERS

10 x 3 = 30 Marks

13. Classification of salivary gland tumours
14. Mention the types of renal calculi.
15. Classification of hernia
16. Ranson's score in acute pancreatitis and its significance
17. Mention extra-intestinal manifestations of ulcerative colitis
18. Mention indications for Common Bile Duct exploration.
19. Mention complications of peptic ulcer surgery
20. Charcot's triad and its significance
21. Write indications for circumcision
22. Dukes staging for carcinoma of rectum

Professor
Bangalore Medical College

6/11/16

DIRECTOR CLERK DEAN
COLLEGE

List of cases for Practical exams**04 -01-2016****Long cases**

1. Inguinal Hernia
2. Varicose veins
3. Solitary nodule Thyroid
4. Mass abdomen
5. Nodular Thyroid
6. Inguinal Hernia

List of Short cases

1. Lipoma
2. Sebaceous Cyst
3. Fibroadenoma
4. Varicose Ulcer
5. Diabetic Ulcer
6. Traumatic Ulcer

05 -01-2016**Long cases**

1. Inguinal Hernia
2. Varicose veins
3. Solitary nodule Thyroid
4. Carcinoma Breast
5. Nodular Thyroid
6. Inguinal Hernia

List of Short cases

1. Lipoma
2. Sebaceous Cyst
3. Fibroadenoma
4. Varicose Ulcer
5. Diabetic Ulcer
6. Traumatic Ulcer

Professor Zohood
Department of Surgery
Rangaloch Clinical College
Research Institute

6/1/16
DIRECTOR CPM DEAN
RANGALOCHE CLINICAL COLLEGE
RESEARCH INSTITUTE


06 -01-2016


List of Long cases

1. Inguinal Hernia
2. Varicose veins
3. Solitary nodule Thyroid
4. Peripheral vascular disease
5. Phylloides tumour Breast
6. Inguinal Hernia

List of Short cases

1. Lipoma
2. Hydrocoele
3. Thyroid nodule
4. Varicose Ulcer
5. Diabetic Ulcer
6. Diabetic Ulcer

Professor 
Department of Surgery
Bangalore Medical College & Research Institute.


6/1/16
DEAN
BANGALORE MEDICAL COLLEGE
& RESEARCH INSTITUTE

RAJIV GANDHI UNIVERSITY OF HEALTH SCIENCES, KARNATAKA.

College : BANGALORE MEDICAL COLLEGE & RESEARCH INSTITUTE, BANGALORE

Degree : MBBS, Exam: PHASE-III, PART-II- (RS2) (RS3) January-2016

Subject : -General Surgery including Orthopedic (PRACTICAL)

Practical/ Viva-Voce Work Sheet

Batch: 01 Date: 06.01.2016.

Number of candidates : 23

PRACTICAL							Viva Voce					
							Operative Surgery	X-Ray	Instrument	Specimen	Ortho	
Sl. no	Reg. no	Long case 60	Short case 30	Short case 30	Ortho 40	Total 160	I 08	II 07	III 08	IV 07	V 10	Total 40
1.	11M0115											
2.	11M0116											
3.	11M0117											
4.	11M0118											
5.	11M0120											
6.	11M0122											
7.	11M0123											
8.	11M0125											
9.	11M0126											
10.	11M0127											
11.	11M0128											
12.	11M0129											
13.	11M0131											
14.	11M0132											
15.	11M0133											
16.	11M0135											
17.	11M0136											
18.	11M0137											
19.	11M0138											
20.	11M0139											
21.	11M0140											
22.	11M0141											
23.	11M0143											

Examiner-01

Examiner-02

Examiner-03

Examiner-04

Professor
Dean
Bangalore Medical College & Research Institute

6/1/16
DIRECTOR
BANGALORE MEDICAL COLLEGE

Name of the Teacher	Term	Day &Time	Lect. Hall	Portions
Dr. M K Ramesh	IX	MONDAY 2.00pm to 3.00pm	Surgery Seminar Hall (OLD OPD)	1.Cardio thoracic System 2.Oesophagus 3 .Liver
Dr. Ramesh M Tambat	IX	MONDAY 2.00pm to 3.00pm	Surgery Seminar Hall (OLD OPD)	4.Spleen 5.Gall bladder, Biliary system & Pancreas
Dr. Shashikala C K	IX	FRIDAY 2.00pm to 3.00pm	Surgery Seminar Hall (OLD OPD)	Stomach Duodenum Intestines
Dr. Harindranath H R	IX	FRIDAY 2.00pm to 3.00pm	Surgery Seminar Hall (OLD OPD)	Rectum and Anal canal
Dr. Sheshagiri Rao	IX	SATURDAY 12.30pm to 1.30pm	Surgery Seminar Hall (OLD OPD)	Peritoneum, Omentum, Mesentery and Retroperitoneum

Name of the Teacher	Term	Day &Time	Lect. Hall	Portions
Dr. Shashikala V	VIII	TUESDAY 12.30pm to 1.30pm	Surgery Seminar Hall (OLD OPD)	1.Genito urinary tract 2.Urinary Bladder 3.Prostate
Dr. Ajitha M B	VIII	THURSDAY 12.30pm to 1.30pm	Surgery Seminar Hall (OLD OPD)	1.Urethra 2.Penis.Testis,Scrotum 3.Vasectomy and recanalization

Name of the Teacher	Term	Day & Time	Lect. Hall	Portions
Dr. Shashikala C K	VII	MONDAY 11.30am to 12.30pm	Surgery Seminar Hall (OLD OPD)	1. Thyroid, Thyroglossal tract, Endocrines 2. Sympathetic System
Dr. Ravikar Jairaj	VII	WEDNESDAY 11.30am to 12.30pm	Surgery Seminar Hall (OLD OPD)	1. Cranio cerebral Injuries 2. SOL of Cranial Cavity 3. Diseases of the Nerves
Dr. Ajitha M B	VII	FRIDAY 11.30am to 12.30pm	Surgery Seminar Hall (OLD OPD)	Breast and Endocrines

Name of the Teacher	Term	Day &Time	Lect. Hall	Portions
Dr. Srinivas.N.M	VI	TUESDAY 11.30amto12.30pm	Surgery Seminar Hall (OLD OPD)	1. Face, Teeth, Gums 2. Mouth
Dr. Rajashekar Babu	VI	THURSDAY 11.30amto12.30pm	Surgery Seminar Hall (OLD OPD)	Tongue and Cheek
Dr. Bhanuprakash R	VI	SATURDAY 11.30amto12.30pm	Surgery Seminar Hall (OLD OPD)	Salivary glands and Neck

Name of the Teacher	Term	Day & Time	Lect. Hall	Portions
Dr. MD Noorul Hassen / Dr. Poornima	IV	THURSDAY 12.30am to 01.30pm	Surgery Seminar Hall (OLD OPD)	Nutrition & Fluid Therapy- Burns-Blood Transfusion, Diagnostic Imaging Time Diagnosis
Dr. Prem Kumar A	III	SATURDAY 11.30am to 12.30pm	Surgery Seminar Hall (OLD OPD)	Metabolic response to Injury Shock wounds- Wounds/Tissue repair Surgical Infections


Teaching Schedule for MBBS for the year 2015 from August - 2015 to January - 2016


Name of the Teacher	Term	Day & Time	Lect. Hall	Portions
Dr. Ramesh . M. Tambat	IX	Monday 2.00 – 3.00 pm	Lect Hall (A)	1. Cardio Thorasic 2. Esophagus 3. Liver
Dr. Vijayalakshmi G.N.	IX	Tuesday 3.00 – 4.00pm	Lect Hall (B)	4. Spleen 5. Gall Bladder, Biliary System & Pancreas
Dr. Haridranath H.R.	IX	Friday 2.00 – 3.00pm	Lect Hall (A)	6. Stomach, Small and large intestine 7. Rectum and Anal Canal
Dr. Sheshagiri rao	IX	Saturday 12.30 – 1.30pm	Lect Hall (B)	8. Peritoneum, Omentum, Mesentry, and Retroperitoneum

Name of the Teacher	Term	Day & Time	Lect. Hall	Portions
Dr. Noorul Hassan	VIII	Tuesday 12.30 – 1.30pm	Surgery Seminar Hall	1. Kidneys 2. Genito Urinary Tract
Dr. Srinivas N.M.	VIII	Wednesday 3.00 – 4.00pm	Surgery Seminar Hall	3. Urinary Bladder 4. Prostate
Dr. M.K. Ramesh	VIII	Thursday 12.30 – 1.30pm	Surgery Seminar Hall	5. Penis Testis, Scrotum and Urethra

Name of the Teacher	Term	Day & Time	Lect. Hall	Portions
Dr. Rajashekar Babu G.A	VII	Monday 11.30 – 12.30pm	Lect Hall (B)	1. Thyroid, Throglossal tract and parathyroid 2. Sympathetic System
Dr. Suresh Chandu H.C.	VII	Wednesday 11.30 – 12.30pm	Lect Hall (A)	1. Cranio cerebral injuries 2. SOL of Cranial Cavity 3. Diseases of the Nerves
Dr. Shashikala.V	VII	Friday 11.30 – 12.30pm	Lect Hall (A)	Breast and Endocrines

Name of the Teacher	Term	Day & Time	Lect. Hall	Portions
DR. Poornima	VI	Tuesday 11.30 – 12.30pm	Surgery Seminar Hall	1. Face, Teeth, Gums 2. Mouth
Dr. Kemparaj.T	VI	Thursday 11.30 – 12.30pm	Surgery Seminar Hall	Tongue and Cheek
Dr. Shashikala C.K.	VI	Saturday 11.30 – 12.30pm	Surgery Seminar Hall	Salivary glands and Neck


 Professor & Head
 Department of Surgery
 Bangalore Medical College
 Vice-Chancellor
 Phone - 886 092.


 6/11/16
 DIRECTOR
 BANGALORE MEDICAL COLLEGE
 AND RESEARCH INSTITUTE

Clinical Posting of MBBS

Clinical postings for 9th term students

Date: 03.08.2015

The following ^{9th} term students of 2011 batch-IV (**Sl.No.172 to 229**) are posted to the Department of Surgery, **Victoria Hospital & B & L C Hospital 03.08.2015 to 30.08.2015** to the Units as shown below.

I Unit VH	II Unit VH	III Unit VH
229. MOHAMMED IBRAHIM	223. ARLENE MARGRET VAZ	217. SHARANYA H.S
228. SUNIL KUMAR	222. ABDUL MALIK FAHAD	216. SANDESH C PATIL
227. SPOORTHY M	221. VISHRUTHA K.C	215. RUDRATEJ PATIL
226. RASHMI R	220. ANAGHA P.S	214. PRASHANTH V
225. PRATEEK JAIN	219. AMRUTHA T	213. NISCHALA B
224. MOHIT J	218. VIBHA M	212. MEGHANA A
199. VINAY PATIL S	197. VIKAS S GOWDA	195. VIDYASAGAR K
198. VINAY KUMAR S	196. VIDYASHREE PRABHU G	194. VIDYASAGAR G
IV Unit VH	V Unit VH	
211. MADHURA S.G	205. YASMIN	
210. KAVYASHREE K	204. VIVEK P KSHEERASAGAR	
209. KAVYA DARASHINI M	203. VIVEK B	
208. ZEBA NOORAIN	202. VINUTHA NEELKANTH MURDESHV	
207. ZAKIA ANWER	201. VINAYSHANKAR R DANDUR	
206. ZAHID FAZALA	200. VINAY T.R	

I Unit B&L C-H	II Unit B&L C-H	III Unit B&L C-H
193. VIBHA B	187. VAGEESH K.M	181.SYED IRFANULLAH QUADRI
192. VENKATESHAKSHAY RAAG	186. UTTAPPA BHARATH S	180. SYED HIFZUR RAHMAN
191.VARUNVENATRA GHAVAN M.S	185. TOSHIB G.A	179. SWETAPADMA BISWAL
190. VARUN PRASANNA P	184. TANIMA SHARMA	178. SUSHRUTH J
189. VARSHITHA T.P	183. SYED SAAD	177. SURESH WADEYAR
188. VANDANA L	182. SYED NADEEM SHAJAN	
176. SUPRABHA SHANKARI	174. SUNIL BABU B	172. SUJAY R
175. SUNIL KUMAR	173. SUMA B	

Clinical postings for 9th term students**Date: 31.08.2015**

The following 9th term students of 2011 batch-I (Sl.No.1 to 57) are posted to the Department of Surgery, **Victoria Hospital & B & L C Hospital 31.08.2015 to 27.09.2015** to the Units as shown below.

I Unit VH		II Unit VH	III Unit VH
57 HARSHITHA H A		51. GEETANJALI N	45. DEEPAK LAL SD
56 HARSHITH H S		50. GAYATHRI J PANICKER	44. DEEKSHA V
55. HARSHA GOWDA J K		49. GANGA B	43. DARSHAN S M
54. GOWTHAM B C		48. DIVYA C RAGATE	42. DAMINI S
53. GOUSMAHAMMAD MYAGERI		47. DHARSHAN T	41. CHIRAG L U
52. GEORGE EDMUND		46. DEVAMSH GN	40. CHIRAG JAIN
27. ARFATH AHMED		25. ANUSHREE B NAMBIAR	23. ANUP ITHIHAS G B
26. ARCHANA DUTTA		24. ANUSHA M	5. ABHISHEK
IV Unit VH		V Unit VH	
39. CHINTHANA L		33. BHANUTEJ K L	
38. CHIKKAPPA NAYAK		32. ATHULYA AJITH	
37. CHANDRAKANTHA K		31. ASWIN BHARADWAJ K	
36. CHANDRAKANTH		30. ASHWIN A L	
35. CHAITRA B E		29. ARUNKUMAR SIDRI	
34. BHARAT RAVI KATTI		28. ARUNA LAHARI N	

I Unit B&L C-H	II Unit B&L C-H	III Unit B&L C-H	
22. ANUJ S	16. AMITH K GAITONDE	10. AKASH P	
21. ANN FRANCLIN DESAYOSE	15. AMIT R HUDGI	9. AJAY SIMHA	
20. ANJALI	14. AMALA A	8. ADITHYA KRISHNA S	
19. ANIL PATALI	13. AKSHAYA RAMASWAMI	7. ABULLAIS RAHEEQ GOWDA	
18. AMULLYA K R	12. AKSHAY K S	6. ABINASH CHANDRA PATRA	
17. AMRUTHAVARSHINI N	11. AKHIL S		
4. ABHISHEK GANGULY	2. AASHIK Y S		
3. ABHINDAN H S	1. AADARSH M N		

Clinical postings for 9th term students

Date: 28.09.2015

The following 9th term students of 2011 batch-II (Sl.No.58 to 114) are posted to the Department of Surgery, Victoria Hospital & B & L C Hospital 28.09.2015 to 25.10.2015 to the Units as shown below.

I Unit VH		II Unit VH		III Unit VH	
114.PRAVEENA KUMAR P K		108.POOJA PATIL		102.NITHIN K M	
113.PRASHANTH KUMAR M N		107.POOJA M		101.NISHI PRASAD	
112. PRASHANTH B		106.PAVITHRA H		100.NAVYA D	
111.PRASANNA RAMANNA A		105. PATIL ANAND YUVRAJ		99.NAVEEN V	
110. PRAKASH YALAGI BASAVARAJ		104. PADMA PRIYA V		98.NANDISH KUMAR S	
109. RABHU DUTTA SAHU		103.PADMA		97.NANDAGOPAL S	
84.MANOJ KUMAR NAYAK		82.MANUNATH M		80.MAHESH PRABHU J	
83. MANOJ DEVANATHAN		81.MANJUNATH G KOLLIGOUDA		79. MAHANTESH PUJAR	
IV Unit VH		V Unit VH			
96. NAGESH A		90. MOHAMMED MAAZ			
95.NAGASACHIN S N		89. MILIND VITTAL PRABHU			
94.NAGARAJ I		88. MEDGHASHYAMA K S			
93. MYTHRI SHEKAR RISHPANA		87. MEGHA P			
92. MONISHA CHAVAN		86.MARIA JOSEPH			
91MOHAN S		85.MANOJ KUMAR R			
I Unit B&L C-H	II Unit B&L C-H	III Unit B&L C-H			
78. MACHANDRAREDDY	73. KERTHI KUDLANNAVAR S	68. KAILASH KARUR			
77.LOKESH M N	72.KEERTHI KUMAR N	67. JOSE GEORGE KONIKKARA			
76. LAKSHMINARAYAN B	71.KEDAR GOMBI	66. JITHENDRA N			
75.KUSUMITHA B	70.KAVYA D R	65. JAYANTA M			
74. KISHORI	69. KARTHIK H V	64. JAVAGAL AMITH THEJAS N			
63.JAGRITI NAHATA	61.HEMANTH GOWDA M C	59.HARSHITHA N			
62.ISHITHA P N	60.HEMANTH	58. HARSHITHA KUMARI			

Clinical postings for 9th term students

Date: 26.10.2015

The following 9th term students of 2011 batch- III (Sl.No.115 to 171) are posted to the Department of Surgery, Victoria Hospital & B & L C Hospital 26.10.2015 to 22.11.2015 to the Units as shown below.

I Unit VH		II Unit VH		III Unit VH	
138. SACHIN S/O V M		144. SAMPRATHI D		150. SATHEESH G	
139. SAHANA C		145. SAMYUKTA DUTTA		151. SAURABH C MASAGUPPI	
140. SAHANA D		146. SANKETH G		152. SAYEEMA FARHEEN	
141. SAHANA P		147. SANTHOSH B		153. SHALINI G.N	
142. SAHIL SHARMA		148. SARIGA AJIT VALAPARAMBIL		154. SHAMSHUDDIN	
143. SAMEER K M		149. SARITA KUMARI		155. SHARATH KOWSHIK	
167. SPURTI S KULKARNI		169. SUBHAS PATIL		171. SUDHAKAR	
168. SRIDHAR N		170. SUDHA K			
IV Unit VH		V Unit VH			
156. SHASHANK J		162. SHRUTHI RAJAN			
157. SHASHIBHUSHAN S VAREKAR		163. SIDDALING REDDY			
158. SHETTY KRATHAN KRISHNA		164. SIDDANAGOUDAA			
159. SHRAVAN S SANJEE		165. SOUMYA BHAT			
160. SHRUTI BHAVIKATTI		166. SPARSHA N			
161. SHRUTHI KUMAR					
I Unit B&L C-H		II Unit B&L C-H		III Unit B&L C-H	
115. PRAVEEN PRADEEP POTADAR		121. PRIAYANKA S		127. RANJITHA G K	
116. PREETHI T A		122. RAJESHWARI H		128. RASHMI M D	
117. PRERANA N		123. RAKESH D S		129. RAVIKUMAR KADEWADI	
118. PRERANA PRIYA		124. RAKSHITH B DAS		130. RISHABH R K	
119. PRIYANKA		125. RAMESH S MADDIMANI		131. ROHAN KRISHNA C R	
120. PRIYANKA K P		126. RAMYA R		132. ROHIT G DUDDAGI	
133. RONAK N KOTIAN		135. SACHIN C NAIR		137. SACHIN S/O H H	
134. RUDRESH NAIK M R		136. SACHIN H C REDDY			



MEDICAL COUNCIL OF INDIA

STANDARD INSPECTION FORM

FORM – C

On the

Final M.B.B.S. Examination of **RGUHS** University

In the subject of

Pediatrics

held at

Bangalore Medical College and Research Institute college

Place **Bangalore**

1. Date of Inspection : 06-01-2016
2. Names of Inspectors : Dr. S.K. Mahantry , Dr. Ram Gopal Nautiyal
3. Date of last Inspection/Visitation : 15th and 16th March 2015
4. Name of last inspectors/Visitors : Dr. Shama Singla , Dr. Priscilla, Dr. Manoj Kumar Jena , Dr. Shally Awasthi

Defects pointed out in the last inspection/visitation if any	Remarks by the University
NIL	

A. Scheme of Examination

1. Theory Marks allotted : **100**
(one Paper)
2. Clinical/practical : **80**
3. Oral : **20**

Minimum marks for
Passing the Exam.: **50%**

B. Theory

- | | | |
|-----------------|---------|------------------------------|
| 1. Theory paper | Subject | Time for the paper – 3 hours |
|-----------------|---------|------------------------------|

(1 copy of each of the papers may be attached).

Pediatrics : Theory Question Paper . (Annexure – 01)

- | | |
|-------------------------------|--------------------------------------------------------|
| 2. Dates on which conducted | : 28-12-2015 |
| 3. Where conducted | : BMCRI |
| 4. Invigilation arrangements | : Yes (Annexure 02) |
| 5. No. of candidates appeared | : 233 |
| 6. Papers setters | : Centralized as per RGUHS Norms / Guidelines . |

Name & qualification	Designation	Experience as Examiner
Professor from Neighboring states will be paper setters	(Annexure – 03)	

Remarks by the Inspectors/Visitors regarding

- a) Nature of the questions.: **Long essay, short essay, Short Answer type**
- b) Do they cover the whole field of prescribed curriculum : **yes**
- c) What is the standard displayed in the answers.: **Satisfactory**
- d) What is the nature of assessment.: **Written**
- e) What is the minimum percentage necessary for passing the theory examination : **50%**
- f) What percentage of marks obtained at periodical examinations conducted during the course is carried forwarded to the final examination.: **25%**
- g) Method of assessment of examination conducted
During the course of study to be clearly stated.

**03 internal examinations were conducted at 6th, 8th, 9th term.
Average of best 02 internal assessment marks were taken.**

- h) How has it influenced the result at the final examination

It does not influence the result of final examination

II. Practical/clinical

How is the practical examination conducted give details.

Bedside history taking, clinical examination and discussion on the case.

Does the practical cover the different branches of the subject?

Yes, Neonatology, Pediatric Cardiology, Pediatric Nephrology.

a) Time allotted for section.: **9am to 5pm**

Two cases. Each case 40min for examination and 20 min for discussion

b) Examiners

c) Internal and External Examiner List

Date of examination: 4 th January to 7 th January 2016			
	Names & qualification	Designation	Experience as examiner
Internal	Dr. Natesh B.H	Asso. Professor of Pediatrics , BMCRI, Bangalore, Karnataka	10 Years
	Dr. Ramesh . M	Asst. Professor of Pediatrics , BMCRI, Bangalore, Karnataka	8 years
External	Dr. Suresh Panchanathan	Professor of Pediatrics Chettinad Hospital and RI , Kelambakkam , Kanchipuram Tamil Nadu	09 years
	Dr. Chandrashekar	Associate Professor of Pediatrics Kuppam, Andra Pradesh	10 years

Internal and External Examiner List

Date of examination: 8 ^h January to 10 th January 2016			
	Names qualification	& Designation	Experience as examiner
Internal	Dr. Mallesh. K	Asso. Professor of Pediatrics BMCRI, Bangalore, Karnataka	9 years
	Dr. Dhanalakshmi. K	Asst. Professor of Pediatrics BMCRI, Bangalore, Karnataka	6 years
External	Dr. Vasundra	Professor of Pediatrics Alluri Sitaram RAju Academy of Medical Science , Andhra Pradesh	7 years
	Dr. Mohammed Abdul Rahman	Professor of Pediatrics Siddhartha Medical College Vijayawada , Andhra Pradesh	15 years

Internal and External Examiner List

Date of examination: 11 th January to 13 th January 2016			
	Names & qualification	Designation	Experience as examiner
Internal	Dr. Sahana Devadas	Asso. Professor of Pediatrics BMCRI. Bangalore, Karnataka	6 years
	Dr. Prakash. J	Asst. Professor of Pediatrics BMCRI, Bangalore, Karnataka	5 years
External	Dr. Malleshwari	Professor of Pediatrics Government Medical College. G.G. H Road Anantapur , Andhra Pradesh	15 years
	Dr. Purushotaman K K	Professor & HOD Dept of Pediatrics Government Medical College. Trissur, Kerala	20 years

Mode & conduct of practical.

Is was done in ten batches , each batch comprised of 23 -24 students.

- d) Are there other centers where the
Examination is conducted by the same University? **YES**

If so, where?

Other Medical College

- i) Do the same examiners conduct the examination in other centers too?

No

- ii) If not what steps are taken to ensure uniformity of standard.

Different set of Examiners

**Uniformity of standard is ensured by following RGUHS university and
MCI norms for conduction of examination**

- d) Date of Examination (**Annexure – 04**)

4th to 13th

Set 1 : 4th to 7th Jan 2016

Set 2: 8th to 10th Jan 2016

Set 3: 11th to 13th Jan 2016

- e) Date and time when the examination was inspected.

06-01- 2016, 9am

- f) Are the invigilation arrangements satisfactory?

Yes , List enclosed (Annexure – 02)

- g) No. of candidates appeared.

23-24 per day

- h) Number & type of questions (a copy of the question paper may be attached)

Not applicable

- i) What is the minimum percentage of required for passing.

50%

Clinical

1. Date of Examination.

04-01-2016 to 13-01-2016

2. Date & time when the examination was inspected.

06-01-2016, 9 AM

3. Are the invigilation arrangements satisfactory?

Yes , list enclosed (annexure - 02)

4. No. of candidates appeared.

**Two hundred thirty three (233) candidates divided into ten batches
(Each batch comprising of 23-24 candidates)**

5. Long cases

Two cases , each of 40 marks.

List enclosed (Annexure - 05)

6. Type of cases given (list may be attached)

Yes , List Enclosed (Annexure - 05)

7. Time allotted for study of the case.

40 min examination , 20 min discussion

8. Nature of Discussion of case by the candidate

Clinical skill assessment

9. Time of discussion

20 min discussion

10. Was the discussion fair, searching and sufficient practical?

Yes

Short Cases**Not applicable**

1. Type of cases given (List may be attached).

Not applicable

2. How many cases were given to each candidate?

Not applicable

3. How long did examination in short cases last for each Candidate?

Not applicable

4. Standard displayed by the candidates in general in the clinical part of the examination.

Not applicable

5. How was the assessment done?

Not applicable

6. Was it done jointly by more than one Examiner?

Not applicable

7. How many marks are allotted for clinical examination?

Not applicable

8. What is the minimum percentage for passing the clinical part?

Not applicable

9. Are marks obtained in any other part of the examination added on to that obtained in the clinical examination?

Not applicable

10. Are marks given for clinical works done in the wards added on to the marks obtained in the clinical examination?

Not applicable

11. If so, to what extent?

Not applicable

12. How has it influenced the result at the final examination?

Not applicable

(Method of assessment of clinical work in the wards may be clearly stated).

VIVA-VOICE

1. What did it consist of (Give extent of coverage of subject)

- ❖ **Drugs**
- ❖ **Immunization**
- ❖ **Nutrition**
- ❖ **Instruments**
- ❖ **X- Ray**
- ❖ **EKG**

2. How was it conducted?

Two groups, each group comprising of one internal and one external examiner. The first group assessed on drugs, immunization and Nutrition. The second group assessed on Instruments , X- RAY and EKG.

3. What was the standard?

Satisfactory

4. What was the nature of assessment?

Comprehensive

5. Was it done jointly by more than one examiner?

Yes

6. How are the marks obtained in different parts of the examination grouped?

5 marks for each examiner with total of 20 marks for VIVA VOCE

7. What is the minimum for passing in each and in the grand total?

50%

8. Results for the last three years.

	2012	2013	2014
Distinction	-	02	-
1st Class	81	64	73
2nd Class	61	49	46
Pass Class	-	0	04
Fail	07	17	04

9. No. of students appeared?

2012	2013	2014
149	132	127

- 10.No. of students passed?

2012	2013	2014
142	115	123
(95.30%)	(87.12%)	(96.85%)

11. Other remarks if any.

None


Conclusions :

Was the examination conducted satisfactorily?

The examination was conducted as per the prevailing norms of Medical Council of India satisfactorily.


Was the standard sufficient for the M.B.B.S. examination as required by Regulations of the Medical Council of India?

Yes

Satisfactory 
06/01

Date : 08.01.16
Place : Bangalore

^{06/01/2016}
(Prof. Ram Gopal Nandiyal)


06.01.2016

Signature

(Inspectors/Visitors)

Prof. S.K. Mohanty
Director Professor
& Coordinator

Rajiv Gandhi University of Health Sciences, Karnataka

MBBS Phase – III (Part – II) Degree Examination - DECEMBER 2015

Time: Three HoursMax. Marks: 100 Marks**Paediatrics (Revised Scheme II)****Q.P. CODE: 1092**

Your answers should be specific to the questions asked

Draw neat, labeled diagrams wherever necessary

LONG ESSAYS**2 x 10 = 20 Marks**

1. What is the Perinatal mortality rate? Describe the factors responsible for Perinatal mortality in India.
2. Mention the laws of development and outline the milestones achieved at three years of age.

SHORT ESSAYS**10 x 5 = 50 Marks**

3. Immunization at birth
4. Radiological features of nutritional rickets
5. Advantages of human breast milk
6. Difference between childhood and adult tuberculosis
7. Investigations and treatment of juvenile diabetic ketoacidosis
8. Measles vaccine
9. Long term complications of Pyogenic meningitis
10. Cephalhematoma
11. Chromosomal abnormalities and antenatal diagnosis of Down's syndrome
12. Intervention in a child with cerebral palsy

SHORT ANSWERS**10 x 3 = 30 Marks**

13. Metabolic derangements in congenital pyloric stenosis
14. Urine examination in acute glomerulonephritis
15. Recognition of congenital hypothyroidism in a term neonate
16. Classification of respiratory distress according to the ARI control program
17. Peripheral smear in acute lymphoblastic leukemia
18. Clinical features of portal hypertension (any three)
19. Joint involvement in juvenile rheumatoid arthritis: clinical characteristics
20. Complications of ventricular septal defect (any three)
21. Mongolian spot
22. Recognition of congestive cardiac failure in infancy



DIRECTOR CUM DEAN
BANGALORE MEDICAL COLLEGE
AND RESEARCH INSTITUTE

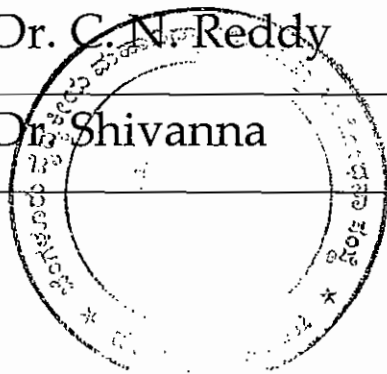
ANNEXURE 2

Invigilation arrangement for BMCRI UG Pediatric Exam Jan 2016.

Sl.no	Date	Day	Name of Faculty	Name of the PG
01	04-01-2016	Monday	Dr. Lakshmi	Dr. Pavithra. V + Dr. Prabhu
02	05-01-2016	Tuesday	Dr. Gayathri Devi	Dr. Shashikanth + Dr. Vidhya
03	06-01-2016	Wednesday	Dr. Anjana Murthy	Dr. Sudheendra + Dr. Anil Kumar
04	07-01-2016	Thursday	Dr. Dakshayani	Dr. Arun. P + Dr. Raman
05	08-01-2016	Friday	Dr. Vijayalakshmi	Dr. Neha + Dr. Amith
06	09-01-2016	Saturday	Dr. Anil Kumar	Dr. Deepa Upasi + Dr. Prabhu
07	10-01-2016	Sunday	Dr. Sujatha	Dr. Neha + Dr. Vidhya
08	11-01-2016	Monday	Dr. Gangadharaiiah	Dr. Pavithra + Dr. Anil Kumar
09	12-01-2016	Tuesday	Dr. C. N. Reddy	Dr. Shashikanth + Dr. Raman
10	13-01-2016	Wednesday	Dr. Shivanna	Dr. Deepa Upasi + Dr. Amith



BAP
AND INSTITUTE



ANNEXURE 3

PARTICULARS OF PAPER SETTERS

PAEDIATRICS:

Designation	Experience	No. of exams conducted
Professor and HOD	>15	20
Professor	>15	21
Professor and HOD	>15	20
Professor	>14	19
Professor	>14	20
Professor and HOD	>15	20
Professor	>15	21

MEDICINE:

Designation	Experience	No. of exams conducted
Professor and HOD	>15	20
Professor	>14	17
Professor and HOD	>15	11
Professor	>14	17
Professor	>15	20
Professor	>14	13


SURGERY AND ITS ALLIED SUBJECTS:

Designation	Experience	No. of exams conducted
Professor and HOD	>15	20
Professor	>14	17
Professor	>14	18
Professor and HOD	>16	22
Professor	>13	15
Professor	>14	18

OBSTETRICS AND GYNAECOLOGY:

Designation	Experience	No. of exams conducted
Professor	>12	15
Professor	>14	18
Professor and HOD	>15	21
Professor and HOD	>16	22
Professor	>15	20
Professor and HOD	>16	22

Amul



[Signature]

DIRECTOR AND DEAN
BANGALORE MEDICAL COLLEGE
AND RESEARCH INSTITUTE

ANNEXURE 4


RAJIV GANDHI UNIVERSITY OF HEALTH SCIENCES, BANGALORE
TIME TABLE FOR MBBS PHASE III, PART II PRACTICAL & VIVA-VOCE EXAMINATIONS, DECEMBER 2015/JANUARY 2016
CENTRE: BANGALORE MEDICAL COLLEGE & RESEARCH INSTITUTE, BANGALORE

DAY	GENERAL MEDICINE	GENERAL SURGERY INCLUDING ORTHO	PAEDIATRICS	OBG
Mon	11M0001,02,03,04,06,07,08,09,10,11,12,14,17,19, 20,21,22,23,24, 25,27,29, 30	11M0061, 63, 64, 65, 66, 67, 68, 69, 70, 71, 72, 73, 74, 75, 76, 77, 78, 79, 80, 81,82,83, 85	11M0115, 16, 17, 18, 20, 22, 23, 25, 26, 27, 28, 29, 31, 32, 33, 35, 36, 37,38,39,40,41,43	11M4420, 21, 22, 23, 24, 25, 26, 27, 28, 29, 30, 31, 32, 33, 34, 35,38,39,42,43,44,45,46,48
Tue	11M0031,32,34,35,36,37,38,39,40,41,42,44,48, 50,51,52,53,54, 55,57,58,59,60	11M0086, 87, 88, 89, 91, 92, 94, 95, 97, 99, 101, 02, 03, 04, 05, 06, 07, 08, 09,10, 11,12,13,14	11M0144, 45, 46, 47, 48, 50, 11M4402, 03, 05, 06, 07, 08, 09, 10, 11, 12, 13, 14,15,16,17,18,19	11M4449, 50, 52, 53, 54, 55, 57, 58, 59, 60, 62, 63, 64, 65, 67, 68,70,71,73,75,76,77
Wed	11M0061, 63, 64, 65, 66, 67, 68, 69, 70, 71, 72, 73, 74, 75, 76, 77, 78, 79, 80, 81,82,83, 85	11M0115, 16, 17, 18, 20, 22, 23, 25, 26, 27, 28, 29, 31, 32, 33, 35, 36, 37,38,39,40,41,43	11M4420, 21, 22, 23, 24, 25, 26, 27, 28, 29, 30, 31, 32, 33, 34, 35,38,39,42,43,44, 45,46,48	11M4478, 79, 80, 81, 82, 83, 84, 85, 86, 87,88, 89, 90, 91, 93, 94,95,97,98,99,4500,0225,256
Thu	11M0086, 87, 88, 89, 91, 92, 94, 95, 97, 99, 101, 02, 03, 04, 05, 06, 07, 08, 09,10, 11,12,13,14	11M0144, 45, 46, 47, 48, 50, 11M4402, 03, 05, 06, 07, 08, 09, 10, 11, 12, 13, 14,15,16,17,18,19	11M4449, 50, 52, 53, 54, 55, 57, 58, 59, 60, 62, 63, 64, 65, 67, 68,70,71,73,75,76,77	11M1129, 1557, 66, 2118, 43, 2937, 3309, 7039, 59, 10M0001, 16, 69, 91, 101, 126, 130
Fri	11M0115, 16, 17, 18, 20, 22, 23, 25, 26, 27, 28, 29, 31, 32, 33, 35, 36, 37,38,39,40,41,43	11M4420, 21, 22, 23, 24, 25, 26, 27, 28, 29, 30, 31, 32, 33, 34, 35,38,39,42,43,44,45,46,48	11M4478, 79, 80, 81, 82, 83, 84, 85, 86, 87,88, 89, 90, 91, 93, 94,95,97,98,99,4500,0225,256	11M0001,02,03,04,06,07,08,09,10,11,12,14,17,19, 20,21,22,23,24, 25,27,29, 30
Sat	11M0144, 45, 46, 47, 48, 50, 11M4402, 03, 05, 06, 07, 08, 09, 10, 11, 12, 13, 14,15,16,17,18,19	11M4449, 50, 52, 53, 54, 55, 57, 58, 59, 60, 62, 63, 64, 65, 67, 68,70,71,73,75,76,77	11M1129, 1557, 66, 2118, 43, 2937, 3309, 7039, 59, 10M0001, 69, 91, 101, 104, 126, 130	11M0031,32,34,35,36,37,38,39,40,41,42,44,48, 50,51,52,53,54, 55,57,58,59,60
Sun	11M4420, 21, 22, 23, 24, 25, 26, 27, 28, 29, 30, 31, 32, 33, 34, 35,38,39,42,43,44,45,46,48	11M4478, 79, 80, 81, 82, 83, 84, 85, 86, 87,88, 89, 90, 91, 93, 94,95,97,98,99,4500,0225,256	11M0001,02,03,04,06,07,08,09,10,11,12,14,17,19, 20,21,22,23,24, 25,27,29, 30	11M0061, 63, 64, 65, 66, 67, 68, 69, 70, 71, 72, 73, 74, 75, 76, 77, 78, 79, 80, 81,82,83, 85
Mon	11M4449, 50, 52, 53, 54, 55, 57, 58, 59, 60, 62, 63, 64, 65, 67, 68,70,71,73,75,76,77	11M1129, 1557, 66, 2118, 43, 2937, 3309, 7039, 59, 10M0001, 16, 69, 91, 101, 104, 126, 130,09M0010	11M0031,32,34,35,36,37,38,39,40,41,42,44,48, 50,51,52,53,54, 55,57,58,59,60	11M0086, 87, 88, 89, 91, 92, 94, 95, 97, 99, 101, 02, 03, 04, 05, 06, 07, 08, 09,10, 11,12,13,14
Tue	11M4478, 79, 80, 81, 82, 83, 84, 85, 86, 87,88, 89, 90, 91, 93, 94,95,97,98,99,4500,0225,256	11M0001,02,03,04,06,07,08,09, 10,11,12,14,17,19, 20,21,22,23,24, 25,27,29, 30	11M0061, 63, 64, 65, 66, 67, 68, 69, 70, 71, 72, 73, 74, 75, 76, 77, 78, 79, 80, 81,82,83, 85	11M0115, 16, 17, 18, 20, 22, 23, 25, 26, 27, 28, 29, 31, 32, 33, 35, 36, 37,38,39,40,41,43
Wed	11M1129, 1557, 66, 2118, 43, 2937, 3309, 7039, 59, 10M0001, 69, 91, 101, 126, 130,09M0010, 54	11M0031,32,34,35,36,37,38,39,40,41,42,44,48, 50,51,52,53,54, 55,57,58,59,60	11M0086, 87, 88, 89, 91, 92, 94, 95, 97, 99, 101, 02, 03, 04, 05, 06, 07, 08, 09,10, 11,12,13,14	11M0144, 45, 46, 47, 48, 50, 11M4402, 03, 05, 06, 07, 08, 09, 10, 11, 12, 13, 14,15,16,17,18,19

TIMINGS: Candidates are instructed to report to the respective Clinics by 8.45AM

- CCF: 1. Registrar Evaluation, RGUHS
2. HOD/Co-ordinator, Department of Medicine, General Surgery / Orthopaedics, Paediatrics & OBG, BMCRI.
3. Concerned Internal Examiners,
4. NMCB Board.

BANGALORE MEDICAL COLLEGE
AND RESEARCH INSTITUTE



DIRECTOR & DEAN
BMCRI, BANGALORE

Pranali

28/12/16

JHS UNDERGRADUATE PRATICAL AND VIVA VOCE EXAMINATION, IN PEDIATRICS, JANUARY 2016

Center: BMCRI

Date: 05-01-2016

Attendance




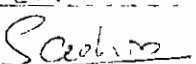

Sl. No.	Reg no	Signature	Case Distribution	
			L1	L2
1	11M0144	<i>[Signature]</i>	TG/NNHB	SAM'S ANAEMIA
2	11M0145	<i>[Signature]</i>	CLD & Post of HTN	TG/Normal Newborn
	11M0146	<i>[Signature]</i>	NS & HTN	Normal Newborn
	11M0147	<i>[Signature]</i>	PT/LBW	AGN
	11M0148	<i>[Signature]</i>	TG/NNHB	RHD
	11M0150	<i>[Signature]</i>	SPASTIC CP	Normal Newborn
	11M4402	<i>[Signature]</i>	SAM'S ANAEMIA	TG/NNHB
	11M4403	<i>[Signature]</i>	TG/Normal Newborn	NS & HTN
	11M4405	<i>[Signature]</i>	TG/SCA/LBW	CP
	11M4406	<i>[Signature]</i>	TG/Normal Newborn	CP (spastic)
	11M4407	<i>[Signature]</i>	Pneumonia & VSD & ARM	TG/LBW/SCA
	11M4408	<i>[Signature]</i>	AGN	PT/LBW
	11M4409	<i>[Signature]</i>	TG/SCA/LBW	Pneumonia & VSD & ARM
	11M4410	<i>[Signature]</i>	TG/Normal Newborn	CLD & Post of HTN
	11M4411	<i>[Signature]</i>	RHD	TG/NNHB
	11M4412	<i>[Signature]</i>	CP	TG/LBW/SCA
	11M4413	<i>[Signature]</i>	NS & HTN	TG/Normal Newborn
	11M4414	<i>[Signature]</i>	TG/Normal Newborn	NS & HTN




UNDERGRADUATE PRATICAL AND VIVA VOCE EXAMINATION, IN PEDIATRICS, JANUARY 2016


er: ICRI

Date: 05-01-2016

Attendance

Reg no	Signature	Case Distribution	
		L1	L2
14415		TG/NNHB	AGIN
14416		SAMI E Anaemia	Neural Numb
14417		CLD & pect HTN	NNHB
14418		TG/SAMIAB	Pneumonia ARM
14419		TGA/SAMI/PRC	RHD

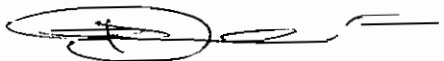

 DIRECTOR
 BANGALORE MEDICAL COLLEGE
 AND RESEARCH INSTITUTE

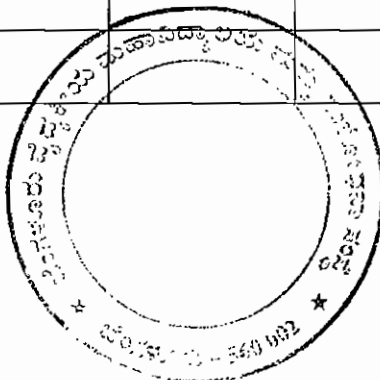
RGUHS MBBS PHASE III, PART II PRACTICAL EXAMINATION IN PEDIATRICS, January 2016

CENTRE: BMCRI

DATE: 06-01-2016


REG. NO	CASE I 40	CASE II 40	TOTAL 80	ORAL				TOTAL 20
				5 N	5 V	5 I	5 X	
11M4420								
11M4421								
11M4422								
11M4423								
11M4424								
11M4425								
11M4426								
11M4427								
11M4428								
11M4429								
11M4430								

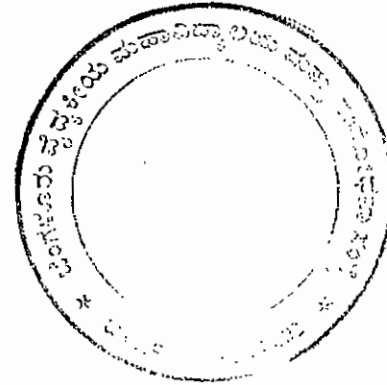

 DIRECTOR
 BANGALORE MEDICAL COLLEGE
 AND POSTGRADUATE INSTITUTE



Pranav

11M4431								
11M4432								
11M4433								
11M4434								


 DIRECTOR/DEAN
 BANGALORE MEDICAL COLLEGE
 AND RESEARCH INSTITUTE






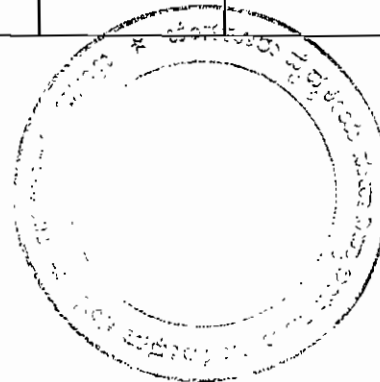
RGUHS MBBS PHASE III, PART II PRACTICAL EXAMINATION IN PEDIATRICS, January 2015

CENTRE: BMCRI


DATE: 06-01-2016

REG. NO	CASE I 40	CASE II 40	TOTAL 80	ORAL				TOTAL 20
				5 N	5 V	5 I	5 X	
11M4435								
11M4438								
11M4439								
11M4442								
11M4443								
11M4444								
11M4445								
11M4446								
11M4448								


 DEAN
 BANGALORE MEDICAL COLLEGE
 AND RESEARCH INSTITUTE







MEDICAL COUNCIL OF INDIA

STANDARD INSPECTION FORM

FORM – C

On the

Final M.B.B.S. Examination of Rajiv Gandhi University

In the subject of

Obstetrics and Gynecology

held at

Bangalore Medical College and Research Institute, Bangalore

Place : Bangalore

1. Date of Inspection : 6.1.16
2. Names of Inspectors : Dr.S.K.Mohanthy
Dr. Ramgopal Nautiyal
3. Date of last Inspection/Visitation : 15TH AND 16TH MARCH 2015
4. Name of last inspectors/Visitors : Dr Sham Singla , Dr Priscilla Chandran, Dr Manoj Kumar Jena, Dr Shally Awasthi

Defects pointed out in the last inspection/visitation if any	Remarks by the University
NA	NA

--	--

A. Scheme of Examination

1. Theory : 2 Papers (Marks allotted
200 + 50 Internals)
Paper 1 : Obstetrics (100)
Paper 2 : Gynecology (100)
2. Marks allotted Clinical/practical :
160 + 50 Internals
3. Oral : 40

Minimum marks for

Passing the Exam: 50% each in Theory,
Practical

Overall: 120/240 Theory
80/160 Clinicals

B. Theory

- | | | |
|-----------------|---------|-------------------------------------------------------------------|
| 1. Theory paper | Subject | Time for the paper (1 copy of each of the papers may be attached) |
|-----------------|---------|-------------------------------------------------------------------|

No. 1 Obstetrics and Gynecology Paper 1 3 hours (Copy Attached)
(Annexure 1)

No. 2 Obstetrics and Gynecology Paper 2 3 hours (Copy Attached)
(Annexure 2)

2. Dates on which conducted : 23.12.16. and 26.12.16
3. Where conducted : BMC and RI
4. Invigilation arrangements : Adequate

5. No. of candidates appeared :223
6. Papers setters : Centralised as per RGUHS and MCI norms

Designation	Experience	No of exams conducted
Professor	>12	15
Professor	>14	18
Professor and HOD	>15	21
Professor and HOD	>16	22
Professor	>15	20
Professor and HOD	>16	22

This is with the university and being confidential cannot be disclosed as per university ordinance, however details have been attached in Annexure 3

Remarks by the Inspectors/Visitors regarding

- a) Nature of the questions: LONG ESSAY, SHORT ESSAY , SHORT ANSWERS
- b) Do they cover the whole filed of prescribed curriculum YES
- c) What is the standard displayed in the answers. Yes, As per RGUHS and MCI norms
- d) What is the nature of assessment: WRITTEN
- e) What is the minimum percentage necessary for passing the theory examination 50%
- f) What percentage of marks obtained at periodical examinations conducted during the course is carried forwarded to the final examination. 25%
- g) Method of assessment of examination conducted
During the course of study to be clearly stated.
3 INTERNALS WILL BE CONDUCTED AT 7TH, 8TH AND 9TH TERM, BEST OF AVERAGE OF 2 IS CONSIDERED - BOTH THEORY AND PRACTICAL

h) How has it influenced the result at the final examination

STUDENTS ARE PREPARED FOR FINAL EXAM

II. Practical/clinical

How is the practical examination conducted give details.

As per RGUHS norms:

Long cases – 2 (Obstetrics -1, Gynecology – 1) – 80+80 = 160 marks

PATTERN OF CONDUCTING VIVA VOCE – 40MARKS

RECORDS -10, DUMMY AND PELVIS - 10, DRUGS – 5, CONTRACEPTION – 5, INSTRUMENTS – 5
SPECIMENS - 5

Does the practical cover the different branches of the subject?

YES

a) Time allotted for section: 9am to 6pm As per MCI & university norms

b) Examiners

	Names qualification &	Designation	Experience as examiner
Internal 4-1-16 TO 7-1-16	DR.SAVITHA C MD	PROF. OF OBST. &GYN	10 YEARS
	DR.K SRINIVAS MS,DGO,DNB	ASST.PROFESSOR OF OGB	05YEARS
8-1-16 TO 10-1-	DR,GEETHA	PROFESSOR OF	

16	SHIVMURTHY MD	OBG	10 YEARS
	DR.AMUDHA MD,DGO	ASST.PROF. OF OBG	02YEARS
11-1-16 TO 13-1-16	DR.GOPALKRISHNA BH MS DGO	PROFESSOR OF OBG	10 YEARS
	DR.RADHIKA MS	ASST.PROF. OF OBG	01YEARS
External 4-1-16 TO 7-1-16	DR.SHARAVANA MD	PROF.&HOD OF OBG	
	DR.FATHIMA SHANTHINI	PROFESSOR OF OBG	
8-1-16 TO 10-1-16	DR.SHESHASAI MD,DGO	ASST.PROF. OF OBG	
	DR.B.ROOPA MD	PROFESSOR OF OBG	
11-1-16 TO 13-1-16	DR.VIJAYA S MD,DGO	PROF. &HOD OF OBG	
	DR.KUBERA NS MD	ASST.PROF. OF OBG	

Mode & conduct of practical.

Is it in batches or otherwise :

Students are divided into batches. They are allocated Obstetrics and Gynecology cases.

Each Candidate is examined individually by all 4 Examiners.

As per MCI & University norms batch wise (20-25students) (Annexure 4 a and b)

- c) Are there other centers where the Examination is conducted by the same University?

Yes

If so, where?

RESPECTIVE MEDICAL COLLEGES

- i) Do the same examiners conduct the examination in other centers too?

NO

- ii) If not what steps are taken to ensure uniformity of standard.
UNIVERSITY REGULATIONS

- d) Date of Examination

4.1.16.TO 13.1.16 IN 3 SETS

- e) Date and time when the examination was inspected.

6.1.1.6, 9am – 6pm

- f) Are the invigilation arrangements satisfactory?

YES

- g) No. of candidates appeared.

223

- h) Number & type of questions (a copy of the question paper may be attached)
LIST ENCLOSED (Annexure 1 and 2)

i) What is the minimum percentage of required for passing.

50%

Clinical

1. Date of Examination.

4TH TO 13TH JAN, 2016

2. Date & time when the examination was inspected.

6.1.16, 9AM -6PM

3. Are the invigilation arrangements satisfactory?

YES

4. No. of candidates appeared.

ON THE DAY - 23

5. Long cases LIST ENCLOSED (Annexure 5 a and 5b)

6. Type of cases given (list may be attached)

YES

7. Time allotted for study of the case.

45 MINUTES

8. Nature of Discussion of case by the candidate

In detail History Taking, Bed Side Examination and Clinical Discussion by all
Four Examiners

9. Time of discussion 20 MINUTES

10. Was the discussion fair, searching and sufficient practical?
YES

Short Cases NOT APPLICABLE ✓

1. Type of cases given (List may be attached).
2. How many cases were given to each candidate?
3. How long did examination in short cases last for each Candidate?
4. Standard displayed by the candidates in general in the clinical part of the examination.
5. How was the assessment done?
6. Was it done jointly by more than one Examiner?
7. How many marks are allotted for clinical examination?
8. What is the minimum percentage for passing the clinical part?
9. Are marks obtained in any other part of the examination added on to that obtained in the clinical examination?
10. Are marks given for clinical works done in the wards added on to the marks obtained in the clinical examination?
11. If so, to what extent?
12. How has it influenced the result at the final examination?

(Method of assessment of clinical work in the wards may be clearly stated).

VIVA-VOICE

1. What did it consist of

PATTERN OF CONDUCTING VIVA VOCE – 40MARKS

RECORDS -10, DUMMY AND PELVIS - 10, DRUGS – 5, CONTRACEPTION – 5, INSTRUMENTS – 5
SPECIMENS - 5

2. How was it conducted?

Each Examiner individually assesses every candidate. Final Marks is for 40 Marks and all the Examiners add their individuals Marks.

3. What was the standard? GOOD

4. Was it done jointly by more than one examiner?

YES BY 4 EXAMINERS (I&E)

5. How are the marks obtained in different parts of the examination grouped?

BY CLUBBING TO THE TOTAL OF 40

6. What is the minimum for passing in each and in the grand total?

50%

7. Results for the last three years.

ENCLOSED

2012 – 95.3%, 2013 – 87.12%, 2014 – 96.85%

8. No. of students appeared?

2012 – 149, 2013 – 132, 2014 - 127

9. No. of students passed?

2012 – 142, 2013 – 115, 2014 - 123

10. Other remarks if any.

EXAM WAS CONDUCTED IN A FAIR AND TRANSPARENT MANNER ON PAR WITH RGUHS NORMS AND MCI NORMS

Conclusions :

The MBBS Final (part II) theory and practical examination was conducted satisfactorily as per MCI & University norms.

Was the examination conducted satisfactorily?

Yes

Was the standard sufficient for the M.B.B.S. examination as required by Regulations of the Medical Council of India?

Yes

Date :

Place : Bangalore

mmh
06.01.2016

mmh
06/01/2016
(Prof. Ram Chandra Murthy)
Assessor

Signature(Inspectors/Visitors)

Prof. S. K. Acharya
Director Prof. & Asst. Dir.
& Co-ordinator for MCI

Rajiv Gandhi University of Health Sciences, Karnataka

MBBS Phase – III (Part – II) Degree Examination - DECEMBER 2015

Time: Three Hours

Max. Marks: 100 Marks

Obstetrics and Gynaecology – Paper I (RS2 & RS3)

Q.P. CODE: 1098

Your answers should be specific to the questions asked

Draw neat, labeled diagrams wherever necessary

LONG ESSAYS

2 x 10 = 20 Marks

1. Define post partum haemorrhage. Discuss the types, causes and management of atonic PPH.
2. 25 yr old primi, presented with 7 months amenorrhoea with RHD, discuss complications and management.

SHORT ESSAYS


10 x 5 = 50 Marks

3. Meconium staining of liquor
4. Edema in pregnancy
5. Partogram
6. Teratogenic drugs
7. Complications of multiple pregnancy
8. Internal podalic version
9. Thalassemia in pregnancy
10. Diagnosis of pregnancy
11. Recurrent pregnancy loss
12. Types of placenta

SHORT ANSWERS

10 x 3 = 30 Marks

13. Diameters of fetal skull
14. Complications of mono amniotic twins
15. Artificial rupture of membranes
16. Quickening
17. Moulding
18. Weight gain in pregnancy
19. Complications of elderly primigravida
20. Asynclitism
21. Management of placenta accreta
22. Internal rotation


Professor &
Head of the Dept. of
Obstetrics & Gynaecology
Vani Vilas Hospital,
BMC-RI, Bangalore.


6/11/16
DIRECTOR CUM DEAN
BANGALORE MEDICAL COLLEGE
AND RESEARCH INSTITUTE

25 7 2015
OBG. Paper I & II
Annexure 9
Page: II

Rajiv Gandhi University of Health Sciences, Karnataka

MBBS Phase – III (Part – II) Degree Examination - December 2015

Time: Three Hours

Max. Marks: 100 Marks

Obstetrics and Gynaecology – Paper II (RS2 & RS3)

Q.P. CODE: 1099

Your answers should be specific to the questions asked
Draw neat, labeled diagrams wherever necessary

LONG ESSAYS

2 x 10 = 20 Marks

1. Classification of prolapse: etiology, signs and symptoms of prolapse, management of nulliparous prolapse
2. Etiology, signs, symptoms and treatment of acute pelvic inflammatory disease

SHORT ESSAYS


10 x 5 = 50 Marks


3. Radiotherapy in gynaecology and its complications
4. Chorio-carcinoma
5. Induction of ovulation
6. Types of hysterectomies and complications of vaginal hysterectomy
7. PCOD
8. Indication and contraindications of oestrogen therapy
9. Pre-invasive lesions of cervix
10. MTP act and methods of second trimester MTP
11. Types of Ectopic pregnancy – what are the criterias to diagnose ovarian pregnancy
12. Indications, procedure and complication of D and C

SHORT ANSWERS

10 x 3 = 30 Marks

13. 3rd degree perineal tear
14. Post menopausal bleeding
15. Vasectomy
16. Asherman's syndrome
17. Tubo-ovarian mass
18. Red degeneration of fibroid
19. Complications of ovarian cyst
20. Erosion of the cervix
21. Pseudomyxoma peritonei
22. Hysterosalpingography


Professor &
Head of the Dept. of
Obstetrics & Gynaecology
Vani Vilas Hospital,
BMC-RI, Bangalore.


6/11/16
DIRECTOR, BMCRI
BANGALORE
AND RESEARCH COLLEGE
AND RESEARCH COLLEGE

PARTICULARS OF PAPER SETTERS

Annexure: (3)

PAEDIATRICS:

Designation	Experience	No. of exams conducted
Professor and HOD	>15	23
Professor	>15	21
Professor and HOD	>15	23
Professor	>14	19
Professor	>14	20
Professor and HOD	>15	22
Professor	>15	21

MEDICINE:


Designation	Experience	No. of exams conducted
Professor and HOD	>15	20
Professor	>14	17
Professor and HOD	>15	21
Professor	>14	17
Professor	>15	20
Professor	>14	18


SURGERY AND ITS ALLIED SUBJECTS:


Designation	Experience	No. of exams conducted
Professor and HOD	>15	20
Professor	>14	17
Professor	>14	18
Professor and HOD	>16	22
Professor	>13	15
Professor	>14	18

OBSTETRICS AND GYNAECOLOGY:

Designation	Experience	No. of exams conducted
Professor	>12	15
Professor	>14	18
Professor and HOD	>15	21
Professor and HOD	>16	22
Professor	>15	20
Professor and HOD	>16	22


 Professor &
 Head of the Dept. of
 Obstetrics & Gynaecology
 Vani Vilas Hospital,
 BMC-RI, Bangalore.


 REGISTRAR (EVALUATION)
 UNIVERSITY OF
 BANGALORE



 DIRECTOR
 BANGALORE MEDICAL COLLEGE
 AND RESEARCH INSTITUTE


xxx

223

PAEDIATRICS	OBG	
11M0115, 16, 17, 18, 20, 22, 23, 25, 26, 27, 28, 29, 31, 32, 33, 35, 36, 37, 38, 39, 40, 41, 43	11M4420, 21, 22, 23, 24, 25, 26, 27, 28, 29, 30, 31, 32, 33, 34, 35, 38, 39, 42, 43, 44, 45, 46, 48 24	4.1.16
11M0144, 45, 46, 47, 48, 50, 11M4402, 03, 05, 06, 07, 08, 09, 10, 11, 12, 13, 14, 15, 16, 17, 18, 19	11M4449, 50, 52, 53, 54, 55, 57, 58, 59, 60, 62, 63, 64, 65, 67, 68, 70, 71, 73, 75, 76, 77 22	5.1.16
11M4420, 21, 22, 23, 24, 25, 26, 27, 28, 29, 30, 31, 32, 33, 34, 35, 38, 39, 42, 43, 44, 45, 46, 48	11M4478, 79, 80, 81, 82, 83, 84, 85, 86, 87, 88, 89, 90, 91, 93, 94, 95, 97, 98, 99, 4500, 0225, 256 23	6.1.16
11M4449, 50, 52, 53, 54, 55, 57, 58, 59, 60, 62, 63, 64, 65, 67, 68, 70, 71, 73, 75, 76, 77	11M1129, 1557, 66, 2118, 43, 2937, 3309, 7039, 59, 10M0001, 16, 69, 91, 101, 126, 130 16	7.1.16
11M4478, 79, 80, 81, 82, 83, 84, 85, 86, 87, 88, 89, 90, 91, 93, 94, 95, 97, 98, 99, 4500, 0225, 256	11M0001, 02, 03, 04, 06, 07, 08, 09, 10, 11, 12, 14, 17, 19, 20, 21, 22, 23, 24, 25, 27, 29, 30 25	8.1.16
11M1129, 1557, 66, 2118, 43, 2937, 3309, 7039, 59, 10M0001, 69, 91, 101, 104, 126, 130	11M0031, 32, 34, 35, 36, 37, 38, 39, 40, 41, 42, 44, 48, 50, 51, 52, 53, 54, 55, 57, 58, 59, 60 23	9.1.16
11M0001, 02, 03, 04, 06, 07, 08, 09, 10, 11, 12, 14, 17, 19, 20, 21, 22, 23, 24, 25, 27, 29, 30	11M0061, 63, 64, 65, 66, 67, 68, 69, 70, 71, 72, 73, 74, 75, 76, 77, 78, 79, 80, 81, 82, 83, 85 23	10.1.16
11M0031, 32, 34, 35, 36, 37, 38, 39, 40, 41, 42, 44, 48, 50, 51, 52, 53, 54, 55, 57, 58, 59, 60	11M0086, 87, 88, 89, 91, 92, 94, 95, 97, 99, 101, 02, 03, 04, 05, 06, 07, 08, 09, 10, 11, 12, 13, 14 23	11.1.16
11M0061, 63, 64, 65, 66, 67, 68, 69, 70, 71, 72, 73, 74, 75, 76, 77, 78, 79, 80, 81, 82, 83, 85	11M0115, 16, 17, 18, 20, 22, 23, 25, 26, 27, 28, 29, 31, 32, 33, 35, 36, 37, 38, 39, 40, 41, 43 23	12.1.16
11M0086, 87, 88, 89, 91, 92, 94, 95, 97, 99, 101, 02, 03, 04, 05, 06, 07, 08, 09, 10, 11, 12, 13, 14	11M0144, 45, 46, 47, 48, 50, 11M4402, 03, 05, 06, 07, 08, 09, 10, 11, 12, 13, 14, 15, 16, 17, 18, 19 23	13.1.16


DIRECTOR & DEAN
BMCRI, BANGALORE
28/12/15


Professor &
Head of the Dept. of
Obstetrics & Gynaecology
Yashwantrao Chavan Hospital,
BMCRI, Bangalore


DIRECTOR & DEAN
BANGALORE MEDICAL COLLEGE
AND RESEARCH INSTITUTE

Department of obstetrics & Gynaecology , BMC&RI BANGALORE Date: 06/01/2016

Final MBBS (Obstetrics & Gyn) consolidated marks list for the year 2015

Reg.No. allottedSignature of the candidates

11M4478	<i>Pandam</i>
11M4479	<i>Vanshika T P.</i>
11M4480	<i>Vaishnavi</i>
11M4481	<i>V. MS</i>
11M4482	<i>AB</i>
11M4483	<i>Vibha B</i>
11M4484	<i>[Signature]</i>
11M4485	<i>S. a. p.</i>
11M4486	<i>Vidyaashree</i>
11M4487	<i>[Signature]</i>
11M4488	<i>Saykumar</i>
11M4489	<i>[Signature]</i>
11M4490	<i>[Signature]</i>
11M4491	<i>[Signature]</i>
11M4493	<i>Akshitha</i>
11M4494	<i>Badiger</i>
11M4495	<i>[Signature]</i>
11M4497	<i>[Signature]</i>
11M4498	<i>Abhil</i>
11M4499	<i>Zahid Khan</i>
11M4500	<i>[Signature]</i>
11M0225	<i>Nichole H</i>
11M0256	<i>[Signature]</i>

[Signature]
 Professor &
 Head of the Dept. of
 Obstetrics & Gynaecology
 Vani Vilas Hospital,

[Signature]
 6/1/16
 DEPT. OF OBSTETRICS & GYNAECOLOGY
 BANGALORE
 AND RESIDENTS' ASSOCIATION

Annexure (5)
a

**MBBS PHASE III PART 2 UNIVERSITY PRACTICAL EXAMS
DEPARTMENT OF OBSTETRICS AND GYNAECOLOGY**

LIST OF EXAMINATION CASES

Gynaecology

Serial No.	Name	Age in Years/ Religion	CR NO/ IPNO/ UNIT	Complaints of	Diagnosis
1	Lakshmi devi w/o Revanappa Dodda Alla Mara, Bangalore	40/ HINDU	830732/780597/ B UNIT	C/O White Discharge * 1Months C/O pain abdomen * 1months	P2 L2 endometrial polyp
2	Geetha w/o Gopalakrishna JJR Nagar, Bangalore	38/ HINDU	830100/780410/D unit	C/O Excessive bleeding	P3 L3 AUB
3	Mala w/o Gopi Sanjeevani Nagar, Bangalore	28/ Hindu	814824/7808625/B unit	Anxi ous to conceive	Primary infertility
4	Musbeen Taj w/o Ajeem Khan Bapuji Nagar, Bangalore	40/ Muslim	823462/780599/B unit	C/O Excessive bleeding* 6 months	P3 L3 AUB (LEIOMYOMA) with Hypertension
5	Yashodamma w/o Boregowda Somnahalli, Mandya	54/ Hindu	828929/780044/B unit	C/O He avy bleeding * 15 days	P5 L5 Fibroid uterus with pelvic organ prolapse
6	Angamma w/o Muniyappa Jaynagar, Bangalore	60/ Hindu	825160/7800614/ B unit	C/O White Discharge	P3 L3 premalignant lesion of cervix with Diabetes
7	Lakshmi w/o Venkateshmurth y Sakleshpura, Hassan	40/ Hindu	826679/780595/A unit	C/O mass per abdomen with heavy menstrual bleeding	P4L4 Fibroid uterus
8	Kempama w/o Gaviappa Kormangala, Bangalore	70/ Hindu	829751/780284/D unit	C/O Mass PV	P5 L5 UV prolapse, Urinary retention
9	Arul devi, w/o Krishna Kanakpura Road, Bangalore	70/ Hindu	829789/780300	C/O Mass PV	Procidentia, with decubitus ulcer
10	Shayeen Taj w/o Abdul	35/ Muslim	826745/780356	c/o mass per abdomen	P2L2 ovarian cyst

Professor &
Head of the Dept. of
Obstetrics & Gynaecology

[Signature]
6/11/16

Magadi road,
Bangalore

Annexure: 56

Obstetrics

Serial No.	Name	Age	CR NO/IP NO	Diagnosis
O1	Nithya w/o Ramesh Srinivas nagar, Bangalore	20/Hindu	829211/780124 / Bunit	G ₂ P ₁ L ₁ A, 36 weeks+ 4 days, nil
O2	Firdusha w/o Ahmed Shivajinagar, Bangalore	20/Muslim	827877/780145 / Cunit	G ₄ P ₂ L ₂ A ₁ , 34 weeks, DCDA, twin gestation
O3	Sujatha w/o Tangaraj Anjeenagar, Bangalore	23/ Hindu	825739/780220 / D unit	G ₂ , P ₁ , L ₀ , 31 weeks, Chronic hypertension
O4	Saritha w/o Nadeesh KP Agrahara, Bangalore	27/Hindu	830428/ 780538/ A unit	G ₂ , P ₁ , L ₁ , 35 weeks, Severe anaemia
O5	Lakshmi devi w/o Prabhakar Mysore Road Bangalore	23/ Hindu	830348/ 780533/ A unit	Primi, 33 weeks+ 6 days, GDM
O6	Asha w/o Vishwanath Hebbal, Bangalore	25/ Hindu	814886/ 780604/ B unit	Primi, 37 weeks+ 4 days, mild pre eclampsia
O7	Savitha w/o Umesh Kanakpura	24/ Hindu	829006/ 780303/ B unit	G ₂ , Ectopic ₁ , 40 weeks+3 Days, cephalic presentation, nil
O8	Sunitha w/o Naveen Ulsoor	28/ Hindu	830987/ 780648/ Bunit	G ₃ P ₁ L ₁ A ₁ , 38 weeks+4 Days, Antepartum hemorrhage with placenta previa
O9	Shivaranjani w/o Nagaraj Chikballapura	23/Hindu	830807/ 780605/ B unit	G ₂ A ₁ , 34 weeks+5 Days, severe Preeclampsia
O10	Mamatha w/o Tapparaju Nelamangala	25/ Hindu	831006/ 780659/ Bunit	G ₂ P ₁ L ₁ , 37 weeks+4 Days, Prev. LSCS

Professor &
Head of the Dept. of
Obstetrics & Gynaecology
Vani Vilas Hospital,
BMC-BL Bangalore

6/11/16

BANGALORE

No.OBG/

/14-16

Department of Obst. & Gyn
Bangalore Medical College-RI
Bangalore: 28-12-2015

OFFICIAL MEMORANDUM

The following staff will work as expert Assistants for the Final MBBS (OBG) practical exams to be held in OBG department, Vani Vilas hospital, BMC-RI, Bangalore, on the dates noted against their names.

Date	Name of the expert Assistant	PG students
4-1-16-Monday	Dr.Asha Kiran	Dr.Sukanya and Dr. Vani
5-1-2016 Tuesday	Dr.Pallavi	Dr.Smruthi and Dr. Tejas
6-1-2016 Wednesday	Dr.Prathima	Dr. Sukanya and Dr. Anusha
7-1-2016 Thursday	Dr.Priyanka	Dr. Ankitha and Dr. Srujana
8-1-2016 Friday	Dr. Sarojini	Dr.Lavanya & Dr. Chaitra B.V.
9-1-2016 Saturday	Dr.Anusha	Dr. Harish Babu & Dr. Thulasi
10-1-2016 Sunday	Dr.Tejaswini	Dr. Vimarshitha and Dr.Sayeeda
11-1-2016 Monday	Dr,Mrudula Devi	Dr. Harisha Babu and Dr. Sreelakshmi
12-1-2016 Tuesday	Dr.Priyanka Reddy	Dr.Smruthi and Dr. Geethanjali
13-1-2016 Wednesday	Dr. Chiatra Sathyanarayana	Dr. Ankitha and Dr.Supritha

(Dr.Malini K.V)

HOD of OBG

Professor &

Head of the Dept. of

Obstetrics & Gynaecology

Vani Vilas Hospital,
BMC-RI, Bangalore.

To

The notice Board


Copy to the concerned, for information with a request to work as expert Assistants on the dates noted against their names.


Professor &
Head of the Dept. of
Obstetrics & Gynaecology
Vani Vilas Hospital,
BMC-RI, Bangalore.

6/1/16

LIST OF EXAMINERS FOR THE FINAL MBBS (OBG) PRACTICAL EXAMS -2016

<u>Examiner</u>	<u>Name & qualification</u>	<u>Designation</u>	<u>experience</u>
<u>4-1-16 to 7-1-16</u> Internal examiner	Dr.Savitha C. MD., Dr. K.Srinivas MS DGO DNB	Prof. of Obst. & Gyn Asst.Professor of OBG	10 years 05 years
External examiner	Dr.Sharavana MD Dr.Fathima Shanthini	Prof. & HOD of OBG Professor of OBG	
<u>8-1-16 to 10-1-16</u> Internal examiner	Dr.Geetha Shivamruthy MD Dr.Amudha MD DGO	Professor of Obst. & Gyn Asst.Prof. of OBG	10 years 02 years
External examiner	Dr.Sheshasai MD DGO Dr.B. Roopa MD	Asst.Prof. of OBG Professor of OBG	
<u>11-1-16 to 13-1-16</u> Internal examiner	Dr.Gopakrishna BH MS DGO Dr.Radhika MS	Professor of OBG Asst.Prof. of OBG	10 years 01 year
External examiner	Dr.Vijaya S MD DGO Dr.Nandagopal MD DGO	Prof. & HOD of OBG Prof. & HOD of OBG	


 Professor &
 Head of the Dept. of
 Obstetrics & Gynaecology
 Vani Vilas Hospital,
 BMC-RI, Bangalore.


 6/1/16
 DEAN
 BANGALORE MEDICAL COLLEGE
 AND RESEARCH INSTITUTE



MEDICAL COUNCIL OF INDIA

STANDARD INSPECTION FORM

FORM – C

On the

Final M.B.B.S. Examination of **RGUHS** University

In the subject of

Orthopaedics

held at

BMCRI college

Place Bangalore

1. Date of Inspection : 06-01-2016
2. Names of Inspectors : 1. Dr. S.K Mohanty, Prof of Gen Surgery, CIMS,
Chhattisgarh
2. Dr. Ram Gopal Nautiyal, Prof of Tuberculosis &
CD, GMC, Haldwani
3. Date of last Inspection/Visitation : 15th and 16th March 2015

Name of last inspectors/Visitors : 1. Dr. Sham Singla, Prof of Gen Surgery, Pt. B. D. Sharma, PGIMS, Rohtak
2. Dr. Priscilla Chandran, Prof of Biochemistry, Nizams Instt. Of Medical Sciences, Hyderabad.
3. Dr. Manoj Kumar Jena, Prof of Forensic Medicine, SCB Medical College, Cuttack.
4. Dr. Shally Awasthi, Prof of Paediatrics, King George Medical College, Lucknow.

Defects pointed out in the last inspection/visitation if any	Remarks by the University
NOT APPLICABLE	NOT APPLICABLE

--	--

A. **Scheme of Examination**

1. Theory Marks allotted : **50**
(Concised to 25 as per MCI)
2. Clinical/practical : **40 (20+20 short case) (Concised to 25 as per MCI)**
3. Oral : **10 (viva-voce) (Concised to 5 as per MCI)**
Minimum marks for
Passing the Exam. **50% each in theory, practical and overall.**

B. **Theory**

1. Theory paper Subject :- **ORTHOPAEDICS**
Paper 1 section B
Syllabus as per MCI norms

Time for the paper (1 copy of each of the papers may be attached). **90 minutes**
(Annexure 1)

2. Dates on which conducted : **19-12-2015**
3. Where conducted : **BMCRI examination hall**
4. Invigilation arrangements : **Adequate**
5. No. of candidates appeared : **225**
6. Papers setters : **Rajiv Gandhi University of Health**

Sciences, Bangalore and as per MCI norms

Name & qualification	Designation	Experience as Examiner
<p>It is with the university and being confidential cannot be disclosed as per university ordinance. However details have been enclosed. (annexure no. 3)</p>		

Remarks by the Inspectors/Visitors regarding

- a) Nature of the questions.
- b) Do they cover the whole filed of prescribed curriculum
- c) What is the standard displayed in the answers.
- d) What is the nature of assessment.
- e) What is the minimum percentage necessary for passing the theory examination.

50%

- f) What percentage of marks obtained at periodical examinations conducted during the course is carried forwarded to the final examination.

25%

- g) Method of assessment of examination conducted During the course of study to be clearly stated.

Two internal assessments in 8th and 9th term. Average of two is taken for considering as final score.

h) How has it influenced the result at the final examination

Students are trained to answer well in final theory university exams.

II. Practical/clinical

How is the practical examination conducted give details.

As per MCI norms

Does the practical cover the different branches of the subject?

Yes

a) Time allotted for section. : **As per MCI & University norms**

b) Examiners

	Names qualification &	Designation	Experience as examiner
Internal			
4-1-2016 to 7-01-2016	Dr. Purushotham V. J	Asst. Professor	7 years
08-01-2016 to 10-01-2016	Dr. Deepak S.	Associate Professor	16 years
11-01-2016 to 13-01-2016	Dr. Manoj Kumar	Professor	16 years
External			
4-1-2016 to 7-01-2016	Dr. S.N Patil.	Professor	17 years
08-01-2016 to 10-01-2016	Dr. K. C. Rao	Asst. Professor	
11-01-2016 to 13-01-2016	Dr. Rajamani	Professor	

Mode & conduct of practical.

As per MCI & University norms

Is it in batches or otherwise.

Batchwise (Batch of 20-25 students)

- c) Are there other centers where the Examination is conducted by the same University?

YES

If so, where?

Various govt. and pvt. Medical colleges in Karnataka under RGUHS university.

- i) Do the same examiners conduct the examination in other centers too?

NO

- ii) If not what steps are taken to ensure uniformity of standard.

University regulation

- d) Date of Examination

Practicals : 04-01-2016 to 13-01-2016

Inspection / assessment on 06-01-2016

- e) Date and time when the examination was inspected.

06-01-2016 from 9AM to 6PM

- f) Are the invigilation arrangements satisfactory?

YES (List enclosed)

- g) No. of candidates appeared.

225 (In 10 batches each batch is having 20-25 students)

h) Number & type of questions (a copy of the question paper may be attached)

Copy Attached (Annexure 1)

j) What is the minimum percentage of required for passing.

50%

Clinical

1. Date of Examination.

04-01-2016 to 13-01-2016

2. Date & time when the examination was inspected.

06-01-2016 from 9AM to 6PM

3. Are the invigilation arrangements satisfactory?

YES

4. No. of candidates appeared.

225 (In 10 batches each batch is having 20-25 students)

5. Long cases

Not applicable

6. Type of cases given (list may be attached)

Not applicable

7. Time allotted for study of the case.

Not applicable

8. Nature of Discussion of case by the candidate:

Not applicable

9. Time of discussion

Not applicable

10. Was the discussion fair, searching and sufficient practical?

Not applicable

Short Cases

1. Type of cases given (List may be attached).

List attached (Annexure 2)

2. How many cases were given to each candidate?

TWO

3. How long did examination in short cases last for each Candidate?

Case taking: 15 minutes

Discussion: 10 minutes

4. Standard displayed by the candidates in general in the clinical part of the examination.

Yes (As per MCI and RGUHS norms)

5. How was the assessment done?

History taking, method of clinical examination, diagnosis and management are discussed.

6. Was it done jointly by more than one Examiner?

YES

7. How may marks are allotted for clinical examination?

40 (20+20) (Concised to 25 as per MCI)

8. What is the minimum percentage for passing the clinical part?

50%

9. Are marks obtained in any other part of the examination added on to that obtained in the clinical examination?

YES (Internal evaluation marks)

10. Are marks given for clinical works done in the wards added on to the marks obtained in the clinical examination?

NO

11. If so, to what extent?

12. How has it influenced the result at the final examination?

Students are trained to answer well in final clinical university exams.

(Method of assessment of clinical work in the wards may be clearly stated).

VIVA-VOICE

1. What did it consist of
(Give extent of coverage of subject)

All topics were covered giving importance to major topics.

2. How was it conducted?

Questions were asked by examiners on one to one basis.

3. What was the standard?

Good

4. What was the nature of assessment?

X-ray films, instruments and implants were also used in assessment.

5. Was it done jointly by more than one examiner?

YES

6. How are the marks obtained in different parts of the examination grouped?

As per MCI and University norms, separately .

A – Theory + Oral , B- Practical /Clinical, C- Internal Assessment.

7. What is the minimum for passing in each and in the grand total?

50%

8. Results for the last three years.

YEAR	RESULTS (%)
2012	95.3
2013	87.1
2014	96.8

9. No. of students appeared?

YEAR	STUDENTS APPEARED
2012	149
2013	132
2014	127

10.No. of students passed?

YEAR	STUDENTS PASSED
2012	142
2013	115
2014	123

11. Other remarks if any.

NIL

Conclusions :

The MBBS Final (Part II) Theory & Practical examination was conducted satisfactorily as per MCI & University norms.

Was the examination conducted satisfactorily?

The MBBS Final (Part II) Theory & Practical examination was conducted satisfactorily as per MCI & University norms.

Was the standard sufficient for the M.B.B.S. examination as required by Regulations of the Medical Council of India?

YES

The MBBS Final (Part II) Theory & Practical examination was conducted satisfactorily as per MCI & University norms.

Date : 06.01.2016

Place : **BANGALORE**


06/01/2016
(*Prof. Ravi Gopal Narayan*)
Assessor.


[Signature]
06.01.2016
Signature
(Inspectors/Visitors)
Prof. S.K. Mohanly
Director Professor
2
Co-ordinator for MCI.




DEPARTMENT OF ORTHOPAEDICS
Bangalore Medical College & Research Institute
Victoria Hospital, Bangalore

ANNEXURE – 1
QUESTION PAPER




DEPARTMENT OF ORTHOPAEDICS
BANGALORE MEDICAL COLLEGE
AND RESEARCH INSTITUTE


Dr. Ramesh Krishna .K
(Reg : 30791) MS(Ortho), MCh(Orth), FAS, FTO
PROFESSOR & HOD
Dept. of Orthopaedics
Bangalore Medical College & Research Institute
Victoria & Bowring Hospitals
Bangalore

ANNEXURE - 2
EXAM CASES - ORTHOPAEDICS
EXAMINATION HELD ON 06.01.2016

No.	Name	Age / Sex	IP No.	Diagnosis
1.	Noorulla	45yr / M	163076	Neglected # shaft of Rt. Humerus
2.	Thayamma	50yr / F	22509	Osteoarthritis of Lt. Knee
3.	Chikkegowda	67yr / M	22517	Infected Non-union of Rt. Tibia
4.	Thimaiah	63yr / M	22621	Popliteal Cyst of Rt. Knee


 BANGALORE MEDICAL COLLEGE & RESEARCH INSTITUTE
 VICTORIA & BOWRING HOSPITALS
 BANGALORE


Dr. Ramesh Krishna .K
 (Reg : 30791) MS(Ortho), MCh(Orth), FAS, FTO
PROFESSOR & HOD
 Dept. of Orthopaedics
 Bangalore Medical College & Research Institute
 Victoria & Bowring Hospitals
 Bangalore

ANNEXURE-3

14.09.2024

PARTICULARS OF PAPER SETTERS

PAEDIATRICS:

Designation	Experience	No. of exams conducted
Professor and HOD	>15	23
Professor	>15	21
Professor and HOD	>15	23
Professor	>14	19
Professor	>14	20
Professor and HOD	>15	22
Professor	>15	21

MEDICINE:


Designation	Experience	No. of exams conducted
Professor and HOD	>15	20
Professor	>14	17
Professor and HOD	>16	21
Professor	>14	17
Professor	>15	20
Professor	>14	13


→ SURGERY AND ITS ALLIED SUBJECTS:

Designation	Experience	No. of exams conducted
Professor and HOD	>15	20
Professor	>14	17
Professor	>14	18
Professor and HOD	>16	22
Professor	>13	15
Professor	>14	18

OBSTETRICS AND GYNAECOLOGY:

Designation	Experience	No. of exams conducted
Professor	>12	15
Professor	>14	18
Professor and HOD	>15	21
Professor and HOD	>16	22
Professor	>15	20
Professor and HOD	>16	22


DIRECTOR CHIEF
BANGALORE MEDICAL COLLEGE
AND RESEARCH INSTITUTE


Dr. Ramesh Krishna .K
(Reg: 30791) MS(Ortho), MCh(Orth), FAS, FTO
PROFESSOR & HOD
Dept. of Orthopaedics
Bangalore Medical College & Research Institute
Victoria & Bowring Hospitals
Bangalore