

**Confidential**

**MEDICAL COUNCIL OF INDIA**  
**ASSESSMENT FORM FOR 150 ADMISSIONS REPORT**

Part A-I **(2018-19)**  
 (To be filled by the Institution)

**1.1 Type of Assessment**

U/S 10A- Regular/Compliance: Letter of Permission(    ), 1<sup>st</sup> renewal (    ), 2<sup>nd</sup> renewal (    ), 3<sup>rd</sup> renewal (    ), 4<sup>th</sup> renewal (    )

U/S 10A- Increase Admission Capacity: Regular/Compliance: Letter of Permission (    ), 1<sup>st</sup> renewal (    ), 2<sup>nd</sup> renewal (    ),  
 3<sup>rd</sup> renewal (    ), 4<sup>th</sup> renewal (    )

**U/S 11: Recognition: Regular (Yes)**

U/S 19 Continuation of Recognition: ~~Regular~~ / Compliance

Any Other: \_\_\_\_\_

**Note:**

1. All rows/columns must be filled.
2. 'Not applicable' should be clearly written wherever a required information is not relevant.
3. All pages of the A-I are to be signed by Dean/Principal/Director.

Date: 8<sup>th</sup> February'2018

  
 Signature with stamp Dean/Principal/Director

Principal  
 BGS Global Institute of Medical Sciences  
 # 67, Uttarahalli Road, Kengeri  
 Bangalore - 560 060

**Name of the Institution** : BGS GLOBAL INSTITUTE OF MEDICAL SCIENCES

**Address** : No..67, BGS HEALTH & EDUCATION CITY, UTTARAHALLI MAIN ROAD,  
KENGARI, BANGALORE – 560 060

**Telephone No.** : 080-65655007; 080- 28611496

**E-mail** : principalbgsgims@gmail.com

**Fax** : 080- 28611696

**Website** : www.bgsgims.edu.in

**Management** : Trust - Sri Adichunchanagiri Shikshana Trust ®

**Regn. no. of Society/Trust/Company:** : Regn.No:891/73-74 on 15.01.1974, copied in Book I, Volume No.132,  
Page No.236 to 244.( Annexe I A)

**Consent/Affiliation from University** : CONSENT OF AFFILIATION FROM RGUHS  
Ltr.No:ACA/AFF/M-86/2017-18, COPY ENCLOSED – (ANNEX-I B)


**Period of Validity** : For one year - 2017-2018

**No. of seats as per Essentiality Certificate** : 150 STUDENTS - COPY ENCLOSED  
Letter No HFW 150 MPS 2012 dated 27/9/12, Govt of Karnataka wef academic year  
2013-14 onwards (Annexe I C)

**Period of Validity** : 2017-18

**Assessment Date** : 8<sup>th</sup> and 9<sup>th</sup> February'2018

Date: 8<sup>th</sup> February'2018

  
Signature with stamp Dean/Principal/Director  
Principal  
BGS Global Institute of Medical Sciences  
# 67, Uttarahalli Road, Kengeri  
Bangalore - 560 060

Last Assessment Date

: 20<sup>th</sup> and 21<sup>st</sup> October 2016

**1.2 For LOP ONLY: NOT APPLICABLE**

(a) Location: The applicant College is located in **KENGERI** of **BANGALORE SOUTH TALUKA, BANGALORE URBAN DISTRICT** of **KARNATAKA STATE**.

(b) The College has following plots of land:

Plot #	Survey #	Place	Area	Remarks if any
	No.67	KENGERI, BANGALORE URBAN DISTRICT	EXTENT:10ACRES 32GUNTAS (4,70,448Sq.ft.)	Purchased from Govt , No.D32.LGB2001 Dt. 12-06-2001 by Govt. Of Karnataka  ( Annexure II A)

(c) The campus is **UNITARY**


**1.3 Building Plan approval from the competent authority:** BBMP – BRUHAT BENGALURE MAHANAGARA PALIKE  
(Annexe II B)

**1.4 Buildings:**

College:

26,000 sq.mt.

Date: 8<sup>th</sup> February'2018

  
Signature with stamp Dean/Principal/Director  
Principal  
BGS Global Institute of Medical Sciences  
# 67, Uttarahalli Road, Kengeri  
Bangalore - 560 060

Hospital (including OPD): 52000 sq.mt.

Hostel & Residential complex 14000 sqmt.

**1.5** Building Use/ Occupancy Certificate: approved by Govt. order No. D32.LGB2001 dt 12-6-2001 and Deputy Commissioner, Bangalore District vide No. LND(S) CR 290/2000-01 dt 26.06.2001 ( Annexure II A)

**1.6** Nearest Airport : 50 Kms , Bengaluru International Airport, Bangalore

**1.6** Nearest Railway Station : 3 Kms – KENGERI RAILWAY STATION

**1.8** Water Supply : BOREWELLS (5 in number sanctioned by BWSSB) (Annexure II C)

**1.9** Electric Supply : Sanctioned Load 1250 KVA – approved by BESCO,  
CGM/BMAZ/DGM/AGM -11250-53(Annexure – II D)

**1.10** Generators : 1250KVA x 2 in numbers sanctioned by DCI/ (BN) EI(BW)/8683/12-13 dated  
28-11-2012 (Annexure II E)


**1.11** Drainage & Sewage disposal : SELF, Approved by Pollution Control Board.

KSPCB/ CEO-2/ EO/ BIO-MEDI/ HCF/ 2012-13 H1605 .

Validity – 01.07.15 to 30.6.18

MOU with Maridi Eco Industries private ltd . Validity : 1.07.17 to 30.6.19  
(Annexure II F)

Date: 8<sup>th</sup> February'2018

  
Signature with stamp Dean/Principal/Director  
Principal  
BGS Global Institute of Medical Sciences  
# 67, Uttarahalli Road, Kengeri  
Bangalore - 560 060

**1.12 Working Hours:**

1. OPD Timings: 9 am to 4 pm
2. College Timings: 9 am to 4 pm
3. Library Timings: 8 am to 10 pm.

**1.13 Annual Budget: College & Hospital**

Year	Current Financial Year ( in crores)	
	College	Hospital
Salary		
- Doctors	4.5	8
- Resident Doctors	1.3	4
- Other Staff	1.2	7 (Nursing included)
Technical Training	0.4	
Library & Education	0.5	

Date: 8<sup>th</sup> February/2018

Signature with stamp Dean/Principal/Director

*[Signature]*  
Principal  
BGS Global Institute of Medical Sciences  
# 67, Uttarahalli Road, Kengeri  
Bangalore - 560 060

Maintenance	1.2	6.5 (including drugs and diet)
Contingencies	1.1	2.5
Others	0.3	1.5
Total	10.5	34.5

**1.14 Paramedical staff (Nos.):** Give details of technicians department wise:

Department	Technician	Assistant	Attendant	Other
Radiology	4	2	1	1
Biochemistry	8	2	1	3
Microbiology	5	1	2	3
Serology	2	1	0	0
Heamatology	8	2	1	4
Histo-pathology	3	1	1	1


Date: 8<sup>th</sup> February'2018

Signature with stamp Dean/Principal/Director

Principal  
BGS Global Institute of Medical Sciences  
# 67, Uttarahalli Road, Kengeri  
Bangalore - 560 060


Cytopathology	1	1	1	1
OT	4	3	3	4
Anesthesia	2	2	2	2
Blood Bank	6	3	2	1
Labour Room	0	3	3	3
Emergency Room	0	2	1	4
CSSD	2	2	2	2
Mortuary	NA	NA	NA	1
Laundry	1	0	0	11
Electrical	4	3	2	1
Housekeeping	Outsourced	Outsourced	Outsourced	Outsourced
Bio-medical	2	1	1	1
BWM	Outsourced	Outsourced	Outsourced	Outsourced
Pharmacy	4	3	0	2

Date: 8<sup>th</sup> February'2018

  
 Signature with stamp Dean/Principal/Director  
 Principal  
 BGS Global Institute of Medical Sciences  
 # 67, Uttarahalli Road, Kengeri  
 Bangalore - 560 060

Department	Technician	Assistant	Attendant	Other
Anatomy	2	0	4	5
Biochemistry	5	2	1	3
Physiology	1	1	1	4
Microbiology	6	1	2	4
Pathology	7	2	2	4
Forensic Medicine	1	1	1	2
Community Medicine	1	1	1	5
Pharmacology	0	2	0	2
UHC	Functioning and located at Vijayanagar			
RHC	Places has been identified and has been approved by Govt. of Karnataka – Byramangala, Suggenahalli K Karenahalli and RHTC – Ramanagara			

Date: 8<sup>th</sup> February'2018

  
 Signature with stamp Dean/Principal/Director  
 Principal  
 BGS Global Institute of Medical Sciences  
 # 67, Uttarahalli Road, Kengeri  
 Bangalore - 560 060



**1.15 Nursing Staff available:**

Category	No of Beds - 650	
	Required Nos.	Available Nos.
Staff Nurses	309	312
Sister Incharge	45	45
ANS	12	12
DNS	5	5
Nursing Suptd	1	1
Total	372	375

**1.16 Medical Education Unit (MEU):**

Available as per regulations : Yes

Name of the MEU coordinator : Dr Krishnamurthy N

Date: 8<sup>th</sup> February'2018


  
Signature with stamp Dean/Principal/Director

Principal  
BGS Global Institute of Medical Sciences,  
# 67, Uttarahalli Road, Kengeri  
100 560 060

Details of affiliated faculty :

NAME	DESIGNATION	QUALIFICATION
Dr. Krishnamurthy N	Co-ordinator	Prof and Head, Biochemistry
Dr. Jayashree S Seeri	Deputy Co-ordinator	HOD & Prof of Community Medicine
Dr. Ragini Ananth Kashid	Member	Prof and Head, Microbiology
Dr. Srikanth Kulkarni	Member	Prof, General Surgery
Dr Purnima Samyam	Member	Prof, Pediatrics
Dr Manjunath H K	Member	Prof, Pathology
Dr. Veena R M	Member	Assoc. Prof, Pharmacology
Dr Lavanya S H	Member	Assoc Prof, Pharmacology
Dr Naveen M	Member	Assoc Prof, General Medicine
Dr Savitha S P	Member	Asst Prof, Community Medicine
Dr Manjula Y M	Member	Asst Prof, Ophthalmology
Dr Shilpa H L	Member	Asst Prof, Anaesthesia

Date: 8<sup>th</sup> February'2018

  
 Signature with stamp Dean/Principal/Director  
 Principal  
 BGS Global Institute of Medical Sciences  
 # 67, Uttarahalli Road, Kengeri  
 Bangalore - 560 060

Details of the Orientation Programme and basic Course Workshop undertaken by MEU Coordinator

: Co-ordinator underwent training programme at MCI recognized Regional centre at St John's Medical College on 4<sup>th</sup>, 5<sup>th</sup> and 6<sup>th</sup> December, 2013. Discussion on teaching learning methods, teaching aids, evaluation methods, microteaching and interactive sessions by experts (Annexure II G)

Name of the MCI Regional Centre where above training has been undertaken by MEU Coordinator and dates of training

: St Johns Medical College, Bangalore  
4<sup>th</sup>, 5<sup>th</sup> and 6<sup>th</sup> December, 2013

Details of faculty who have undergone basic course Workshop in Medical Education Technology at the allocated MCI Regional Centre

: Dr Krishnamurthy N  
Dr Manjunath H K  
Dr Dayanand G  
Dr Purnima Samyam  
Dr Savitha

Details of basic course workshops in Medical Education Technology conducted by MEU under supervision by allocated Regional Centre

: 26<sup>th</sup>, 27<sup>th</sup> and 28<sup>th</sup> November' 2014  
5<sup>th</sup>, 6<sup>th</sup> and 7<sup>th</sup> December' 2016

Feedback evaluation of workshops by observer from Regional Centre and action taken on the Observer Report

: Necessary action taken


### 1.17 Continuing Medical Education : (Information not required for LOP inspection)

Details of CMEs/workshop organized by the college held in the past 1 year: 8 CMEs held

1. Department of Community Medicine
2. Department of Pharmacology
3. Medical Education Unit

: 7<sup>th</sup> February, 2017  
: 1<sup>st</sup> June, 2017  
: 23<sup>rd</sup> June, 2017

Date: 8<sup>th</sup> February'2018

  
Signature with stamp Dean/Principal/Director  
Principal  
BGS Global Institute of Medical Sciences  
# 67, Uttarahalli Road, Kengeri  
Bangalore - 560 060

- |  |                                   |
|--|-----------------------------------|
| 4. Department of Physiology/ Anaesthesiology | : 25 <sup>th</sup> July, 2017     |
| 5. Department of Dermatology                 | : 11 <sup>th</sup> October, 2017  |
| 6. Department of Pathology                   | : 26 <sup>th</sup> October, 2017  |
| 7. Department of General Surgery             | : 08 <sup>th</sup> November, 2017 |
| 8. Department of OBG and Anatomy             | : 15 <sup>th</sup> November, 2017 |


( Annexure II H )

**1.18 College Council :** (Information not required for LOP inspection)

- Name, designation, contact no. and address of the President & Secretary.

CHAIRPERSON				
Dr M E Mohan	Principal and Chair-person	BGS Health and Education City,  No 67, Uttarahalli Road, Kengeri,  Bangalore- 560060	080-28611658	9900126444

Date: 8<sup>th</sup> February'2018

  
 Signature with stamp Dean/Principal/Director  
 Principal  
 BGS Global Institute of Medical Sciences  
 # 67, Uttarahalli Road, Kengeri  
 Bangalore - 560 060

<b>SECRETARY</b>				
Dr Komala	HOD, Anatomy	BGS Health and Education City,  No 67, Uttarahalli Road, Kengeri,  Bangalore- 560060	080-65655007	98844470491


• **Composition of the Council (HODs as members & Principal/ Dean as chairperson)**

- **Principal as the Chair-person**
- **Medical Superintendent, Head of Departments of (Anatomy, Physiology, Bio-Chemistry, Pathology, Community Medicine, Pharmacology, Microbiology, Forensic Medicine, General Medicine, Obstetrics & Gynecology, General Surgery, Pediatrics, Orthopedics as members.**
- **No. of times the College Council meets per year – 4-6 times and as and when required**
- **Action taken report on College Council Meetings (Details enclosed in annexe II J )**

**1.19 PG Course:** If the college is running PG course; Please mention the intake of PG seats subject wise

Sr No.	Subject	No. of Permitted sets	No. of recognized seats
1	MD Anatomy	3	Not yet
2	MD Physiology	2	
3	MD Biochemistry	3	


Date: 8<sup>th</sup> February'2018

  
 Signature with stamp Dean/Principal/Director  
 Principal  
 BGS Global Institute of Medical Sciences  
 # 67, Uttarahalli Road, Kengeri  
 Bangalore - 560 060

### 1.20 Clinical Material


Item	Daily average (for last 3 randomly selected months )as provided by institute
O.P.D. attendance  (At the end of OPD timing)	1282 PER DAY
Casualty attendance  (24 hrs. data)	44
No of admissions	86
No. of discharges	86
Bed occupancy: No of Beds occupied No of beds required Bed occupancy %	510 ( Average)  78 %
<u>Operative Work</u>	

Date: 8<sup>th</sup> February'2018

  
 Signature with stamp Dean/Principal/Director  
 Principal  
 BGS Global Institute of Medical Sciences  
 # 67, Uttarahalli Road, Kengeri  
 Bangalore - 560 060


Item	Daily average (for last 3 randomly selected months )as provided by institute	
No, of major surgical operations	14 per day	
No. of minor surgical operations	27 per day	
No. of normal deliveries	3 per day	
No. of caesarian sections	1 per day	
<u>Radiological Investigations</u>	O.P.D	I.P.D
X-ray	105 per day	40 per day
Ultrasonography	52 per day	32 per day
Barium, IVP etc.	1 per day	1 per day
C.T. Scan	8-10 per day	
<u>Laboratory Investigations - No of Tests</u>	O.P.D	I.P.D
Biochemistry	720 per day	265 per day

Date: 8<sup>th</sup> February'2018

  
 Signature with stamp Dean/Principal/Director  
 Principal  
 BGS Global Institute of Medical Sciences  
 # 67, Uttarahalli Road, Kengeri  
 Bangalore - 560 060

Item	Daily average (for last 3 randomly selected months) as provided by institute	
Microbiology	249 per day	116 per day
Haematology	1090 per day	520 per day
Histopathology	7-10 per day	
<u>Cytopathology</u>	13-15 per day	
<u>Others</u> <u>Clinical pathology</u>	176 per day	130 per day
Any other (HIV/AIDS, DOTs, Malaria etc)	FNAC - 1-2 per day  Semen analysis - 2 per week	

Date: 8<sup>th</sup> February'2018


  
Signature with stamp Dean/Principal/Director  
Principal  
BGS Global Institute of Medical Sciences  
# 67, Uttarahalli Road, Kengeri  
Bangalore - 560 060



## 1.21 College Website

Sr. No.	Details of information	Provided or not (with no & date)
1	Dean, Principal & M.S.	YES
2	Staff-Teaching & non Teaching*	YES
3	CME, Conference, academic activity conducted	YES
4	Awards, achievements received by the faculty.	YES
5	Affiliated university and its VC & Registrar.	YES
6	Details of the MCs infrastructure a) Academic Facilities (LT, Demo rooms, Common rooms, Labs, Library, Skill lab, Computer Lab, Auditorium): b) Hospital: c) Residential Facilities: Hostel, Cafeteria, Mess, d) Recreation Facilities: Indoor & Outdoor e) Medical Facilities for Students & Staff	YES YES YES YES YES
7	Citizen Charter	YES
8	List of students admitted category wise (UG & PG) in current and previous year.	YES ( Annexure III)
9	Results of all examinations in previous year.	YES

Date: 8<sup>th</sup> February'2018

  
 Signature with stamp Dean/Principal/Director  
 Principal  
 BGS Global Institute of Medical Sciences  
 # 67, Uttarahalli Road, Kengeri  
 Bangalore - 560 060


Sr. No.	Details of information	Provided or not (with no & date)
10	Details of members of the Anti Ragging Committee Members with contact details including landline Ph. mobile, email etc..	YES
11	Toll free number to report ragging.	YES, 18001805522
12	No. of ragging cases reported to Anti Ragging Committee and Action taken by Anti Ragging Committee.	N A

**Undertaking - To be given by the Dean/Principal of the Institute**

I hereby given an undertaking that:

- (i) The college will admit students only after obtaining the permission from Central Govt.
- (ii) In the event of this declaration turning out to be either incorrect or any part of this declaration subsequently turning out to be incorrect or false, it is understood and accepted that the undersigned shall be responsible for any such misdeclaration or misstatement.
- (iii) In case, the declaration made by me is found to be false in any material point then necessary Civil / Criminal proceedings, including prosecution under Section 199 of the Indian Penal Code, 1860, may be initiated against me by the Competent Authority.
- (iv) The college has obtained all requisite statutory approvals.
- (v) The college has fulfilled all requirements as per the applicable Minimum Standard Requirement for the Medical College Regulations, 1999.
- (vi) The mandatory requirements laid down by the Persons with Disabilities Act are met by the college

Date: 8<sup>th</sup> February'2018

  
 Signature with stamp Dean/Principal/Director  
 Principal  
 BGS Global Institute of Medical Sciences  
 # 67, Uttarahalli Road, Kengeri  
 Bangalore - 560 060

**MEDICAL COUNCIL OF INDIA**  
**ASSESSMENT FORM FOR 150 - MBBS ADMISSIONS REPORT**

Part A-II (2018-19)  
 (to be filled by the Assessors)

DY/187939/18  
 12/2/18

**1.1 Type of Assessment**

U/S 10A-regular

U/S 11- Recognition - Regular

Name of the Institution	:	BGS GLOBAL INSTITUTE OF MEDICAL SCIENCES		
Address	:	No 67, BGS Health and Education City, Uttarahalli Road, Kengeri, Bangalore - 560060		
Telephone No.	:	080- 28611496		
E-mail	:	<a href="mailto:principalbgsgims@gmail.com">principalbgsgims@gmail.com</a>		
Council Letter No & Date	:	MCI-34(41)(UG)(RG-11)/2018-19-Med/6 <sup>TH</sup> Feb'2018		
Assessment Date:		8 <sup>th</sup> and 9 <sup>th</sup> February'2018	Last Assessment Date :	20 <sup>th</sup> and 21 <sup>st</sup> October 2016
PG Courses	:	Yes - Anatomy, Physiology and Biochemistry		

Date : 8<sup>th</sup> and 9<sup>th</sup> February'2018



Dr Ashok Anand



Dr N Shanthi




Dr Jasmin Diwan

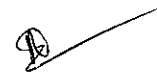



Principal

## Particulars of Assessors

Name of the Assessors	Correspondence Address	Contact No	Email
Dr Ashok Anand, Professor and Head, Dept. of Obstetrics and Gynaecology, Grant Medical College, Mumbai, Maharashtra	Dr Ashok Anand, Professor and Head, Department of Obstetrics and Gynaecology, Grant Medical College, Mumbai, Maharashtra	09869183134, 9702320033	<a href="mailto:ashokanand1616@gmail.com">ashokanand1616@gmail.com</a> <a href="mailto:draranand@yahoo.co.in">draranand@yahoo.co.in</a>
Dr N Shanthi, Professor, Dept. of Pharmacology, Coimbatore Medical College, Coimbatore, Tamilnadu	Dr N Shanthi, Professor, Dept. of Pharmacology, Coimbatore Medical College, Coimbatore, Tamilnadu	09443113740	<a href="mailto:shanthisundarrajan@gmail.com">shanthisundarrajan@gmail.com</a>
Dr Jasmin Diwan, Professor and Head, Dept. of Physiology, GMERS Medical College, Gandhinagar, Gujarat	Dr Jasmin Diwan, Professor and Head, Dept. of Physiology, GMERS Medical College, Gandhinagar, Gujarat	09824228380	<a href="mailto:drjasminidiwan@gmail.com">drjasminidiwan@gmail.com</a> <a href="mailto:dr_jasmin_diwan@hotmail.com">dr_jasmin_diwan@hotmail.com</a>

Date : 8<sup>th</sup> and 9<sup>th</sup> February'2018
  
Dr Ashok Anand

  
Dr N Shanthi

  
Dr Jasmin Diwan

  
Principal

1.2. **The College has following**


The campus plot is.	Unitary
Building Plan approval from the competent authority.	Name: BBMP Number: No.Ad.com/ RJH/0999/ 12-13 Date: 10-12-2012
Building Use/ Occupancy Certificate from the competent authority.	Name: BBMP


1.3 **Dean/Principal:** Dr.M E Mohan, M.D., with 24 years of teaching experience and 19 years of administrative experience. He is also holding the post of Professor in the Department of General Medicine.

Dean Office is located in the college building on the first floor, right wing along with the administrative block. Adequate space (as per MSR guidelines by MCI) and other required facilities (as given in the table below) are provided to the administrative staff.


Office Space Requirement	Requirement Space (mts)	Available
Dean/Principal Office	36	Yes
Staff Room	54	Yes
College Council Room	80	Yes

Date : 8<sup>th</sup> and 9<sup>th</sup> February, 2018

  
Dr Ashok Anand

  
Dr N Shanthi

  
Dr Jasmin Diwan

  
Principal

#### 1.4 Medical Education Unit (MEU):

Available as per Regulations	:	Yes
Name of the MEU coordinator	:	<b>Dr. Krishnamurthy N</b>
Name, Designation & Experience of affiliated faculty	:	Dr Purnima Samyam, Prof, Paediatrics Dr Manjunath H K, Prof, Pathology Dr Ragini Ananth Kashid, Prof and Head, Microbiology Dr Veena R M, Assoc Prof, Pharmacology Dr Lavanya S H, Assoc Prof, Pharmacology Dr Srikanth Kulkarni, assoc Prof, General Surgery Dr Manjula Y M, Asst Prof, Ophthalmology Dr Naveen M, Asst Prof, General Medicine Dr Savitha , Asst Prof, Community Medicine Dr Shilpa H L, Asst Prof, Anaesthesia
Name of the MCI Regional ( Nodal) Centre where above training has been undertaken	:	St Johns Medical College, Bangalore
Details of the Orientation programme and Basic Course Workshop undergone by MEU(No. of programmes organized during Academic year, No. of People attended, proceedings (to be verified at the time of assessment)	:	One program conducted: MEU Basic workshop program


Date : 8<sup>th</sup> and 9<sup>th</sup> February'2018



Dr Ashok Anand



Dr N Shanthi



Dr Jasmin Diwan




Principal


Date/s of the above workshops	:	5 <sup>th</sup> , 6 <sup>th</sup> and 7 <sup>th</sup> December 2016
Details & Duration of Workshops in Medical Education Technology conducted by MEU	:	None
Details of faculty who have undergone basic course workshop in <i>Medical Education Technology</i> at the allocated MCI Regional Centre	:	Dr Krishnamurthy N, Dr Manjunatha H K, Dr Purnima Samyam Dr Savitha At St Johns Medical College
Details of faculty who have undergone advanced course workshop in <i>Medical Education Technology</i> at the allocated MCI Regional Centre	:	Dr Krishnamurthy N
Feedback evaluation of workshops and action taken reports on the basis of feedback obtained	:	Available

### 1.5 Continuing Medical Education :

No and Details of CMEs/workshop organized by the college held in the past 1 year	:	<ol style="list-style-type: none"> <li>1. Department of Community Medicine : 7<sup>th</sup> February, 2017</li> <li>2. Department of Pharmacology : 1<sup>st</sup> June, 2017</li> <li>3. Medical Education Unit : 23<sup>rd</sup> June, 2017</li> <li>4. Department of Physiology/</li> </ol>
--	---	--

Date : 8<sup>th</sup> and 9<sup>th</sup> February'2018

  
Dr Ashok Anand

  
Dr N Shanthi

  
Dr Jasmin Diwan


  
Principal

	<b>Anaesthesiology: 25<sup>th</sup> July, 2017</b> <b>5. Department of Dermatology :11<sup>th</sup> October, 2017</b> <b>6. Department of Pathology : 26<sup>th</sup> October, 2017</b> <b>7. Department of General Surgery : 08<sup>th</sup> November, 2017</b> <b>8. Department of OBG and Anatomy : 15<sup>th</sup> November, 2017</b>
Details of the credit hours awarded for the past one year	<b>2 hrs each for every CME</b>


#### 1.6 College Council :

Name, designation, contact no. and address of the President & Secretary.	<b>President/ Chairperson – Dr M E Mohan (Principal)</b> 67, BGS Health and education city, Uttarahalli Road, Kengeri, Bangalore -560060, Ph – 9900126444  <b>Secretary – Dr Komala, Prof and HOD of Anatomy</b> 67, BGS Health and education city, Uttarahalli Road, Kengeri, Bangalore -560060, Ph – 98844470491
Composition of the Council (HODs as members & Principal / Dean as chairperson)	<ul style="list-style-type: none"> <li>Principal as the Chair-person</li> <li>Medical Superintendent, Head of Departments of (Anatomy, Physiology, Bio-Chemistry, Pathology,</li> </ul>

Date : 8<sup>th</sup> and 9<sup>th</sup> February'2018



Dr Ashok Anand



Dr N Shanthi



Dr Jasmin Diwan



Principal



		<b>Community Medicine, Pharmacology, Microbiology, Forensic Medicine, General Medicine, Obstetrics &amp;Gynecology, General Surgery, Pediatrics &amp; Orthopedics</b>
No. of times the College Council meets per year (min 4) :		3 times
Details of college Council meetings where students Welfare was discussed and Action taken report		

- 1.7 **Pharmacovigilance Committee:** Present  
No of meeting in the previous yrs. : Twice

**1.8 Examination Hall:**

<b>Requirement</b>	<b>Available</b>
No - 2 Area - 250 Sq. mt. Capacity - 250	2 halls of 250 capacity, 260 sq mts each,

Date : 8<sup>th</sup> and 9<sup>th</sup> February'2018



Dr Ashok Anand



Dr N Shanthi



Dr Jasmin Diwan



Principal

## 1.9 Lecture Theatres:

	Medical college		Hospital		Comments
	Req	Available	Req	Available	
Number	4	4+1	1	1	Adequate
Capacity	180	180 x 4 500 x 1	200	200	Adequate
Type (Gallery)	Yes		Yes		
A.V. Aids	Yes		Yes		

Date : 8<sup>th</sup> and 9<sup>th</sup> February 2018


Dr Ashok Anand



Dr N Shanthi



Dr Jasmin Diwan



Principal

### 1.10 Library

Air-conditioned

Working Hours:

- Stack room : 8 am to 10 pm
- Reading room : 8 am to 10 pm


	Required	Available	Remarks
Area	2400 sq m	2450 sq m	Available
Student Reading Room (Inside)	150	150	Available
Student Reading Room (Outside)	150	150	Available
Staff Reading Room	30	30	Available
Room for Resident/PG reading room		30	Available
Particulars	Required Nos.	Available Nos.	Remarks
No of Books	11000	11300	Adequate
Journals (Indian)	70	70	Adequate
Journals (Foreign)	30	34	Adequate
Internet Nodes		40	Adequate

### 1.11 Common Room for Boys & Girls


	Area Required Sq. Mt.	Available Area Sq. Mt.	Toilet - Attached Y/N
Boys	150 sq m	150 sq mt	Y
Girls	150 sq mt	150 sq mt	Y

Date : 8<sup>th</sup> and 9<sup>th</sup> February 2018

  
Dr Ashok Anand

  
Dr N Shanthi

  
Dr Jasmin Diwan


  
Principal


1.12 Central Photography Section: Available Yes  
 Staff Giri Vijay and Jairam  
 Equipments Available

1.13 Hostel: Location – Within campus

Hostel Category	Required Capacity	Available Capacity (No Rooms X capacity of each room = Total capacity)	Furnished (Y/N)	Toilet Facility Adequate/ Inadequate	Mess (Y/N)	Hygiene of Hostel campus Y/N	Visitor room, AC Study room with internet & Computer, Recreation room with TV, Music, Indoor Games Y/N	Remarks
UG Students @ 75% Capacity	565	105 X 3 (Boys) 132 X 2 ( Girls) Total - 579	Y	Available	Y	Y	Y	Adequate
Interns @ 100% Capacity	150	40X3 (Boys) 35X2 ( Girls) Total: 190	Y	Available	Y	Y	Y	Adequate
Resident @ 100% Capacity including PG	85	52 x 2 = 104	Y	Adequate	Y	Y	Y	Adequate
Nurses @ 20% Capacity	80	100 x 2=200	Y	Adequate	Y	Y	Y	Adequate

Date : 8<sup>th</sup> and 9<sup>th</sup> February 2018

  
 Dr Ashok Anand

  
 Dr N Shanthi

  
 Dr Jasmin Diwan

  
 Principal

**Residential Quarters:**

Category	Required Nos.	Available Nos.	Remarks
Teaching Staff @ 20% Capacity	26	30	Adequate
Non-Teaching Staff @ 20% Capacity	36	39	Adequate

**1:14 Recreational Facilities:**

Outdoor games	Yes
Play field/s	Yes, playground is available in front of the boys hostel
Type of games	Volleyball, cricket, foot ball, throw ball
Indoor games facilities	Yes, Table-tennis, Shuttle-Badminton
Gymnasium	Available , with Treadmill, Stationary Cycle, elliptical, Weights

**1.15 Gender Harassment Committee -: Yes**Date : 8<sup>th</sup> and 9<sup>th</sup> February'2018


Dr Ashok Anand



Dr N Shanthi



Dr Jasmin Diwan



Principal

### TEACHING HOSPITAL

- 2.1 Name of the Hospital: BGS GLOBAL HOSPITAL, No 67, BGS Health and Education City, Uttarahalli main road, Kengeri, Bangalore - 560060  
Owned by: Trust
- 2.2 Name of the Medical Superintendent: Dr Ramachandra M, MS (General Surgery), Professor in Department of General Surgery, with 15 years 4 months of administrative experience.

	Space Requirement	Availability
Medical Supdt's Office	36 sq. mt.	36 sq mt
Administrative Office	150 sq. mt	150 sq mt


2.3 Teaching and other facilities :


OPD Timings	:	9 A.M. to 4 P.M.
Separate Registration areas for male/female patients available	:	yes
Separate Registration counters for OPD/IPD	:	available

Date : 8<sup>th</sup> and 9<sup>th</sup> February'2018

  
Dr Ashok Anand

  
Dr N Shanthi

  
Dr Jasmin Diwan


  
Principal


Are the Registration counters computerized	:	yes
Staff for registration center	:	adequate
Waiting areas for above patients available	:	yes
No. of rooms for examination of patients	:	6 rooms in each department + 3 rooms for speciality clinic in major departments (Medicine, OBG, Surgery, Paediatrics and Orthopaedics)
Capacity of teaching area in each department	:	Adequate
Enquiry Desk	:	yes

#### 2.4 Facilities available in OPD

<b>-Medicine</b> Injection room - Male - Female	Yes Yes	E.C.G. Room	Yes
<b>Surgery</b> Dressing room - - Male - Female	Yes Yes	Minor OT	Yes
<b>Orthopaedics</b> Plaster room Dressing room -	Yes	Plaster cutting room	Yes

Date : 8<sup>th</sup> and 9<sup>th</sup> February'2018

  
Dr Ashok Anand

  
Dr N Shanthi

  
Dr Jasmin Diwan

  
Principal

- Male - Female	Yes Yes		
Ophthalmology	Refraction Rooms Dark Rooms Dressing Rooms / Minor Procedure Room	Yes Yes Yes	
ENT	Audiometry (AC & Sound proof) Speech Therapy	Yes Yes	
Pediatrics	Child Welfare Clinic Immunisation Clinic Child Rehabilitation Clinic	Yes Yes Yes Yes	
OBS & GYN	Antenatal Clinic Sterility Clinic Family Welfare Clinic Cancer Detection Clinic	Yes Yes Yes Yes	

Comments : Facilities are adequate

Date : 8<sup>th</sup> and 9<sup>th</sup> February '2018



Dr Ashok Anand



Dr N Shanthi



Dr Jasmin Diwan



Principal



**2.5 Total Number Of Teaching Beds & Admitted Patients - Distance between two beds should be 1.5 m.**

**Teaching Hospitals in Campus with Total Beds : 650**

**Teaching Hospitals in Outside the Campus - Not applicable**

Department	Ward Nos.	Beds Required	Total Beds Available	Total Admitted Patients	Facilities Available in Each Ward						Remarks
					Nursing Station Y/N	Exam/Treat Room Y/N	Pantry Y/N	Store Room Y/N	Duty Room Y/N	Demo Room (25 Capacity) Y/N	
Gen. Medicine	5	150	150	120	Y	Y	Y	Y	Y	Y	
Pediatrics	2	90	90	86	Y	Y	Y	Y	Y	Y	
TB & Respiratory Medicine	2	20	20	15	Y	Y	Y	Y	Y	Y	
Psychiatry	2	15	15	13	Y	Y	Y	Y	Y	Y	
Dermatology	2	15	15	14	Y	Y	Y	Y	Y	Y	
Gen. Surgery	4	150	150	113	Y	Y	Y	Y	Y	Y	
Orthopedics	2	90	90	68	Y	Y	Y	Y	Y	Y	
Ophthalmology	2	15	15	13	Y	Y	Y	Y	Y	Y	
ENT	2	15	15	13	Y	Y	Y	Y	Y	Y	
OB & GYN	2	90	90	71	Y	Y	Y	Y	Y	Y	
Total		650	650	526							

Date : 8<sup>th</sup> and 9<sup>th</sup> February '2018



Dr Ashok Anand



Dr N Shanthi



Dr Jasmin Diwan

  
Principal

**2.6 Clinical material (\*Random verification to be done by the Assessor).**


Assessor should randomly verify the monthly data and fill accordingly in the daily average columns, specifying the months

Item	On Day of assessment		Remarks
O.P.D. attendance at 2.00 PM On first day	1196		The Figures given by the institution
Casualty attendance (24 hrs. data)	25		
No of admissions	69		
No. of discharges	54		
Bed occupancy% at 10.00AM on first day	526 81%		
<u>Operative Work</u>			
No, of major surgical operations	10		
No. of minor surgical operations	20		
No. of normal deliveries	2		
No. of caesarian sections	2		
<u>Radiological Investigations</u>	O.P. D	I.P.D	
X-ray	106	44	The figures given by the institution
Ultrasonography	52	33	
Barium, IVP etc.	2	1	
C.T. Scan	8		

Date : 8<sup>th</sup> and 9<sup>th</sup> February'2018



Dr Ashok Anand



Dr N Shanthi




Dr Jasmin Diwan





Principal


Item	Day of assessment		Remarks
	O.P. D	I.P.D	
<b>Laboratory Investigations - No. of Tests</b>			<b>The figures given by the institution</b>
Biochemistry	635	212	
Microbiology	82	48	
Serology	158	72	
Hematology	1125	625	
Histopathology	11		
Cytopathology	12		

Date : 8<sup>th</sup> and 9<sup>th</sup> February'2018

  
Dr Ashok Anand

  
Dr N Shanthi

  
Dr Jasmin Diwan

  
Principal

**2.7 Medical Record Section:**

Manual / Computerized : COMPUTERISED


ICD X classification of diseases followed for indexing : yes, ICD X is followed


**2.8 Central casualty services :**


No of Beds: Required: 25 Available: 30


- Number of doctors posted / Shift : 4 CMOs work on rotation on 3 shifts. Duty doctors will be posted from respective OPD from each department
- CMO (required): 04
- Number of nurses posted / Shift: 10-12 nurses per shift
- Separate casualty for OBGY cases: Available, No. of beds : 2

Equipment	Availability Y/N	Number
Central Oxygen & suction facility	Central	
Pulse oximeter	YES	35
Ambu bag	YES	6 adult, 6 pediatric
Disaster trolley	YES	6
Crash Cart	YES	6
Emergency Drug Tray	YES	6

Date : 8<sup>th</sup> and 9<sup>th</sup> February'2018
  
 Dr Ashok Anand

  
 Dr N Shanthy

  
 Dr Jasmin Diwan

  
 Principal

Equipment	Availability Y/N	Number
Defibrillator	YES	4
Ventilator	YES	4
X-ray Unit - (Mobile)	YES	3

Comments:

## 2.9 Clinical Laboratories

Central Clinical Laboratory: Under control of HOD - Pathology

Separate sections for pathology, microbiology, hematology & biochemistry: available


## 2.10 Operation theatres

Type	Requirement	Available	Remarks
Major	9	11	Adequate
Minor	2	4	Adequate

Date : 8<sup>th</sup> and 9<sup>th</sup> February'2018



Dr Ashok Anand



Dr N Shanthi



Dr Jasmin Diwan

  
Principal

**2.11 Equipment available in O. T. Block (Specify numbers)**

<u>Dept</u>	<u>Theatres Nos.</u>	<u>A/C Y/N</u>	<u>Central Oxy / Nitrous Oxide Y/N</u>	<u>Anesthesia Machine Y/N</u>	<u>Multipara Monitor with Capnograph Y/N</u>	<u>Defibrillators Y/N</u>	<u>Infusion Pumps Y/N</u>	<u>Remarks</u>
Gen Surgery	<u>3</u>	<u>Y</u>	<u>Y</u>	<u>Y</u>	<u>Y</u>	<u>Y</u>	<u>Y</u>	Modular OT available
ENT	<u>1</u>	<u>Y</u>	<u>Y</u>	<u>Y</u>	<u>Y</u>	<u>Y</u>	<u>Y</u>	
Ophthal	<u>1</u>	<u>Y</u>	<u>Y</u>	<u>Y</u>	<u>Y</u>	<u>Y</u>	<u>Y</u>	
Ortho	<u>2</u>	<u>Y</u>	<u>Y</u>	<u>Y</u>	<u>Y</u>	<u>Y</u>	<u>Y</u>	
OBS & GYN	<u>2</u>	<u>Y</u>	<u>Y</u>	<u>Y</u>	<u>Y</u>	<u>Y</u>	<u>Y</u>	
Emergency	<u>1</u>	<u>Y</u>	<u>Y</u>	<u>Y</u>	<u>Y</u>	<u>Y</u>	<u>Y</u>	
Septic	<u>1</u>	<u>Y</u>	<u>Y</u>	<u>Y</u>	<u>Y</u>	<u>Y</u>	<u>Y</u>	

Pre-Anaesthetic/Pre-operative Beds : Available, 8 IN NO Post Operative Recovery room beds : Available, 30 IN NO

**2.12 Intensive Care: Following intensive areas are available -**

<u>Type</u>	<u>Beds (Required)</u>	<u>Beds (Available)</u>	<u>Patients on day of assessment</u>	<u>AC Y/N</u>	<u>Central Oxygen/ Suction Y/N</u>	<u>Major Equipment (Monitor, Ventilator, ABG, Pulse Oximeter etc.) Y/N</u>	<u>Remarks if any</u>
ICCU	<u>5</u>	<u>5</u>	<u>5</u>	<u>Y</u>	<u>Y</u>	<u>Y</u>	
ICU	<u>5</u>	<u>5</u>	<u>4</u>	<u>Y</u>	<u>Y</u>	<u>Y</u>	
SICU	<u>5</u>	<u>5</u>	<u>4</u>	<u>Y</u>	<u>Y</u>	<u>Y</u>	
NICU/PICU	<u>5</u>	<u>5</u>	<u>5</u>	<u>Y</u>	<u>Y</u>	<u>Y</u>	

Date : 8<sup>th</sup> and 9<sup>th</sup> February 2018

Dr Ashok Anand

Dr N Shanthi

Dr Jasmin Diwan

Principal

### 2.13 Labour Room

Rooms	Beds	Remarks
Clean Cases	4	2 patients in labour room
Septic Cases	1	No septic case
Eclampsia	1	No eclampsia case


### 2.14 Radiological Facilities:

Equipment	Required no.	Available no.	AERB Approval Y/N	Functional Status at the time of assessment Y/N	Remarks if any
Mobile X Ray 60 mA 100 mA	<u>3</u> <u>3</u>	<u>3</u> <u>3</u>	<u>Y</u>	<u>Y</u>	Adequate
Static X Ray 300 mA 600mA 800/1000 mA	<u>2</u> <u>2</u> <u>2</u>	<u>2</u> <u>2</u> <u>2 with</u> <u>fluoroscopy</u>	<u>Y</u>	<u>Y</u>	Adequate
CT Spiral Minimum 16 slice	<u>1</u>	<u>1</u>	<u>Y</u>	<u>Y</u>	Adequate

Date : 8<sup>th</sup> and 9<sup>th</sup> February'2018



Dr Ashok Anand



Dr N Shanthi



Dr Jasmin Diwan



Principal

Equipment	Required no.	Available no.	PNDT Approval Y/N	Functional Status at the time of assessment Y/N	Remarks if any
USG	<u>3</u>	<u>4</u>	<u>Y</u>	<u>Y</u>	Colour dopler is available.

**2.15 Blood Bank:**

Available and functional: Yes

Number of units dispensed in a day: 4-6/ day

Number of units stored on day of assessment : 85

License valid up to: 31-03-2013 to 30-03-2018.

Blood Separation Facility – Available


**2.16 Pharmacy :** Pharmacist/Staff available: Available


- No. of sub-stores located in different parts of hospital: Main pharmacy in the ground floor and one counter in the OT complex
- Average no. of patients per day given drugs: 600 – 650 outdoor & 400- 450 indoor.

**2.17 Central sterilization Department :**

- Timings : 24hrs & Shifts: 3 shifts
- Equipment:
  - Horizontal autoclaves: 2, Vertical autoclaves: 2, ETO Sterilisers: 1
  - Bowl sterilizer: 1, Instrument washing machine: 1, Disinfecting machine: 1

Date : 8<sup>th</sup> and 9<sup>th</sup> February'2018

  
Dr Ashok Anand

  
Dr N Shanthi

  
Dr Jasmin Diwan

  
Principal



- No. of Bins 15-20 , Trays 30-35, Packs sterilized - 20-25/day.
- And bins : 25 Trays: 36 , packs: 28 sterilized on day of assessment
- Sterilization validation facilities available: Chemical and microbiological
- Separate receiving and distribution points Yes
- Staff: adequate Incharge: Mr Vincent

2.18 Intercom: Available : yes  
No. of incoming lines -2 .No. of extension lines: 150 lines EPBX

2.19 Central laundry/Alternative Arrangements:

No. of staff available: 12

Outsourced /In House: In House

Type of Laundry: Mechanized


Equipments: List to be provided by the Medical College.


Washing machine cum dryer (1), Vertical washing machine (2), Hydro extractor (2) ,Tumble dryer (2), Flat Ironer (3) - available

2.20 Kitchen/ Alternative Arrangements

- Electric City /Gas LPG
- Food free of charge: Yes Number of patients - For all inpatients
- Provision of special diet: Yes
- Services of a nutritionist/dietician: available
- Storage facilities - yes

Date : 8<sup>th</sup> and 9<sup>th</sup> February 2018

  
Dr Ashok Anand

  
Dr N Shanthi

  
Dr Jasmin Diwan

  
Principal

- Service trolley - available, 1

2.21 (a) Total no. of Canteens: 3. For staff: 1 For students: 1 For Patients/Relatives: 1

(b) Total no. of Mess in campus : 3

## 2.22 Arrangements for Biomedical Waste Management.

Arrangements for biomedical waste management.

Authorization Certificate from State Pollution Control Board: Available and renewed

(KSPCB/ PCB/42/HLP/2018/H714. Validity – 1.7.15 to 30.6.18)

- Outsourced/ in-house : (if outsourced, append MOU) (If in-house, please specify)  
Agreement with Pollution Control Board's approved Service provider- M/s Maridi Eco Industries Pvt.Ltd

Validity : 01.07.2017 to 30.06.2019

## 2.23 Central Research Lab:

- Available – Yes
- Facilities – Adequate
- Research Projects:
  - Completed Nos: 0
  - Ongoing Nos : 7

Date : 8<sup>th</sup> and 9<sup>th</sup> February'2018



Dr Ashok Anand



Dr N Shanthi



Dr Jasmin Diwan



Principal

**2.24 Nursing and Paramedical staff :**


<b>Nursing staff:</b>	<b>No of Beds 650</b>	
Category	Required Nos.	Available Nos.
Staff Nurses	309	312
Sister Incharge	45	45
ANS	12	12
DNS	5	5
Nursing Suptd	1	1
Total	372	375

<b>Paramedical And Non teaching staff</b>	Required Nos.	Available Nos.
	182	197

Date : 8<sup>th</sup> and 9<sup>th</sup> February'2018



Dr Ashok Anand



Dr N Shanthi



Dr Jasmin Diwan



Principal

## MEDICAL COLLEGE


### 3.1 College Website:


Sr. No.	Details of information	Yes/No
1.	Dean, Principal & M.S.	Yes
2.	Staff-Teaching	Yes
3.	Affiliated university and its VC & Registrar.	Yes
4.	Citizen Charter	Yes
5.	List of students admitted category wise (UG & PG) in current and previous year.	Yes
6.	Results of all examinations in previous year.	Yes
7.	Details of members of the Anti Ragging Committee Members with contact details including landline Ph. mobile, email etc..	Yes
8.	Details of members of the Gender Harassment Committee Members with contact details including landline Ph. mobile, email etc..	Yes
9.	Toll free number to report ragging.	Yes

### 3.2 Teaching Programme:

Didactic teaching	Yes
Demonstration	Yes
Integrated teaching (Horizontal/Vertical teaching)	Yes
Clinical posting	Yes
Clinical Pathological Conference	Yes
Grand Rounds	Yes
Statistical Meeting	Yes
Seminars	Yes

Date : 8<sup>th</sup> and 9<sup>th</sup> February, 2018

  
Dr Ashok Anand

  
Dr N Shanthi

  
Dr Jasmin Diwan

  
Principal

**Teaching Facilities:****3.3 Anatomy**

	Available		
Number of Demonstration Room/s Capacity	2 90 each	AV Aids	Provided.
Number of practical laboratory/ies - Number of Lab seats - Number of microscopes/laboratory Dissection Microscopes	1 90 90	Museum Mounted specimens  Models Bone Sets MRI CT	Present Available and updating 40 50 Available
Number of dissection tables	20	Number of cadavers	11
Cold store / cooling chambers	2	Storage tank	3
Embalming room	1	Band saw	1
Lockers	150	Departmental Library	90 books

Adequate exhaust, light, water supply and drainage facilities - Available

Date : 8<sup>th</sup> and 9<sup>th</sup> February'2018



Dr Ashok Anand



Dr N Shanthi



Dr Jasmin Diwan



Principal

### 3.4 Physiology

	Available		
Number of Demonstration Room/s Capacity	2 90 each	AV Aids	Provided
Amphibian laboratory Seats	225 sq mts 90	Haematology laboratory	225 sqmts
Mammalian laboratory	80 sqmts	Clinical Physiology	90 sqmts
Departmental Library	30 sqmts, 90 books	Research Lab.	50 sqmts
Preparation rooms	3 14 sqmts each		

Date : 8<sup>th</sup> and 9<sup>th</sup> February'2018



Dr Ashok Anand



Dr N Shanthi



Dr Jasmin Diwan





Principal

### 3.5 Biochemistry

	Available		
Number of Demonstration Room/s	2	AV Aids	Provided
Capacity	90 each		
Number of practical laboratory/ies -	1	Library / Seminar rooms	Available, 90 books
Number of Lab seats -	90	Research Lab.	50 sqmts

Date : 8<sup>th</sup> and 9<sup>th</sup> February'2018

  
Dr Ashok Anand

  
Dr N Shanthi

  
Dr Jasmin Diwan

  
Principal

### 3.6 Pathology

Number of Demonstration Room/s Capacity	2 90 each	AV Aids	Available
Practical labs. Morbidity Anatomy/Histopath./ Cytology Clinical Pathology/Haematology Microscopes - 90	250 sq mts X 2	Museum -Specimens -Catalogues	100 sq mts 500 15
Departmental library - 90 books	30 sq mts	Research lab.	50 sq mts

### 3.7 Microbiology

Number of Demonstration Room/s Capacity	2 90 each	AV Aids	Available
Number of practical laboratory/ies - Number of Lab seats - Number of microscopes/laboratory	1 90 90	Media preparation facility Auto Claving Washing and drawing room	Available
Number of service laboratories (7)	7	Museum	100 sq mts
Department library	90 books		

Date : 8<sup>th</sup> and 9<sup>th</sup> February 2018



Dr Ashok Anand



Dr N Shanthi



Dr Jasmin Diwan



Principal



### 3.8 Pharmacology

Number of Demonstration Room/s	2	AV Aids	Available
Capacity	90 each		
Experimental Pharmacology	250 sq mts	Museum -Specimens - 50 -Charts - 50 -Models - 50 -History of Medicine - 25 -Catalogues - 15	
Clinical pharmacology/pharmacy	250 sq mts		
Departmental Library - 90 books	30 sq mts		
Research lab.	50 sq mts		


### 3.9 Forensic Medicine

Number of Demonstration Room/s	2	AV Aids	Available
Capacity	90 each		
Forensic histopathology	Available	Anthropology	Available
Serology	Available	Toxicology	Available

Date : 8<sup>th</sup> and 9<sup>th</sup> February 2018



Dr Ashok Anand



Dr N Shanthi



Dr Jasmin Diwan




Principal


Autopsy room	450 sq mts	Cold storage	Available, 8 bodies
Museum : Medico-Legal specimens - Not applicable now, Charts 60 , Prototype fire arms- 4, slides - 10, Poisons - 50, photographs - 10, catalogues - 10			
Departmental library : 30 sq mts, 90 books		Research lab. - 50 sq mts	

### 3.10 Community Medicine

Required	Available	Required	Available
Demonstration Room/s  • No - 2 • Capacity - 90 students each		AV Aids:	Available
Museum:  • Charts - 55 • Models - 22 • Specimens - 66 • Catalogues - 5		Practical lab  - 1	250 sq mtrs with 90 capacity

Date : 8<sup>th</sup> and 9<sup>th</sup> February'2018

  
Dr Ashok Anand

  
Dr N Shanthi

  
Dr Jasmin Diwan

  
Principal

Departmental Library - 80-100 Books	90 books		
--	----------	--	--

### Health Centers (Department of Community Medicine)

Following PHCs have been identified and have been approved by Government of Karnataka

PHC I -: Byramangala(place) 20 kms(Distance from the college)

PHC II -: K Karenahalli (place) 22 kms(Distance from the college)

PHC III -: Sugenhalli(place) 18 kms(Distance from the college)


RHTC - At Ramanagara, is completely owned and run by us

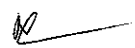
### **3.11 Health Centers (Department of Community Medicine)**

RHTC: Ramanagara, 32 kms


Population covered by the RHTC	8000
It is affiliated to College Yes/No	Yes
No. of Students_____Visit per batch throughout the year	30students on rotation
No. of Interns_____Posted per batch throughout the year	Not applicable - Interns
Separate blocks for accomodating boys in _____rooms having _____beds. Girls _____ rooms having _____beds.(For Interns)	Yes

Date : 8<sup>th</sup> and 9<sup>th</sup> February'2018

  
Dr Ashok Anand

  
Dr N Shanthi

  
Dr Jasmin Diwan


  
Principal

Facilities for cooking & dining - Yes/No	Yes
Daily OPD	10-20
Specialist visits if any	Monday - Surgery Tuesday- Medicine Wednesday - Gynaecology Thursday- Paediatrics Friday- Orthopaedics
Cold chain equipment available	Vaccine carrier available
Survey/MCH/Immunization/FP registers	Available
Activities under the National Health Programmes	RNTCP, Malaria and leprosy

Date : 8<sup>th</sup> and 9<sup>th</sup> February'2018



Dr Ashok Anand



Dr N Shanthi



Dr Jasmin Diwan



Principal

**3.12 Details of U.H.T.C.: Vijayanagar, Distance from college - 7 kms**

Population covered by the UHC	5000
It is affiliated to College Yes/No	MOU attached
Daily OPD	20-25 patients
Diagnostics camps	Yes conducted
Survey/MCH/Immunization/FP registers	Yes
Specialist visits if any	Yes
No. of Students and interns posted in batches of	30 students in batches, interns - N/A
Deficiency if any	-


**CONDUCT OF III MBBS EXAMINATION** *(only for recognition under 11(2))* -

- University which conducts Examination: RGUHS
- No. of Candidates appeared in Examination: 87
- The III MBBS examination (Part-II) was conducted satisfactorily: Yes
- Centre for written/practical examination: BGS Global Institute of Medical Sciences.
- Was the standard sufficient for MBBS Examination as required by Regulations of the Medical Council of India? Yes

Date : 8<sup>th</sup> and 9<sup>th</sup> February 2018



Dr Ashok Anand



Dr N Shanthi



Dr Jasmin Diwan



Principal

**Medical College-Staff Strength:****Name of College: BGS Global Institute of Medical Sciences, Bengaluru, Karnataka****Number of students - 150 students ( Recognition Inspection)****PG Courses (YES)****Calculation Sheet**

Department	Designation	Requirement as per MSR (UG) IV Renewal	Additional faculty required for running PG courses (if any)	Total (UG + PG)	Accepted	Deficiency
Anatomy	Professor	1	NA	1	1	NIL
	Assoc. Prof.	1	NA	1	2	
	Asstt.Prof.	2	NA	2	3	
	Tutor	3	NA	3	3	
Physiology	Professor	1	NA	1	1	NIL
	Assoc. Prof.	1	NA	1	2	
	Asstt.Prof.	2	NA	2	2	
	Tutor	3	NA	3	2	
Biochemistry	Professor	1	NA	1	1	NIL
	Assoc. Prof.	1	NA	1	1	
	Asstt.Prof.	2	NA	2	2	
	Tutor	4	NA	4	4	
Pharmacology	Professor	1	NA	1	1	NIL
	Assoc. Prof.	1	NA	1	2	
	Asstt.Prof.	2	NA	2	2	
	Tutor	3	NA	3	2	
Pathology	Professor	1	NA	1	2	NIL
	Assoc. Prof.	3	NA	3	3	
	Asstt.Prof.	3	NA	3	3	
	Tutor	5	NA	5	5	

Date : 8<sup>th</sup> and 9<sup>th</sup> February'2018

Dr Ashok Anand

Dr N Shanthi

Dr Jasmin Diwan

Principal

Microbiology	Professor	1	NA	1	1	NIL
	Assoc. Prof.	1	NA	1	1	
	Asstt.Prof.	2	NA	2	2	
	Tutor	4	NA	4	4	
Forensic Medicine	Professor	1	NA	1	1	NIL
	Assoc. Prof.	1	NA	1	1	
	Asstt.Prof.	1	NA	1	1	
	Tutor	3	NA	3	4	
Community Medicine	Professor	1	NA	1	1	NIL
	Assoc. Prof.	2	NA	2	2	
	Asstt.Prof.	3	NA	3	5	
	Epidemio-Logist-Cum-Asstt.Prof.	1	NA	1	1	
	Statistician-Cum-Tutor	1	NA	1	1	
	Tutor	4	NA	4	5	
General Medicine	Professor	1	NA	1	4	NIL
	Assoc. Prof.	4	NA	4	3	
	Asstt.Prof.	5	NA	5	5	
	Sr. Resident	5	NA	5	6	
	Jr. Resident	10	NA	10	11	
Paediatrics	Professor	1	NA	1	2	NIL
	Assoc. Prof.	2	NA	2	1	
	Asstt.Prof.	3	NA	3	3	
	Sr. Resident	3	NA	3	3	
	Jr. Resident	6	NA	6	8	
Tuberculosis & Respiratory Diseases	Professor	1	NA	1	0	1 professor
	Assoc. Prof.	0	NA	0	0	
	Asstt.Prof.	1	NA	1	1	
	Sr. Resident	1	NA	1	1	
	Jr. Resident	1	NA	1	1	
Dermatology,	Professor	0	NA	0	1	

Date : 8<sup>th</sup> and 9<sup>th</sup> February '2018


Dr Ashok Anand


Dr N Shanthi

Dr Jasmin Diwan

Principal

Venereology & Leprosy	Assoc. Prof.	1	NA	1	0	
	Asstt.Prof.	1	NA	1	1	
	Sr. Resident	1	NA	1	3	
	Jr. Resident	1	NA	1	0	
Psychiatry	Professor	0	NA	0	0	NIL
	Assoc. Prof.	1	NA	1	1	
	Asstt.Prof.	1	NA	1	1	
	Sr. Resident	1	NA	1	1	
	Jr. Resident	1	NA	1	2	
General Surgery	Professor	1	NA	1	5	NIL
	Assoc. Prof.	4	NA	4	0	
	Asstt.Prof.	5	NA	5	5	
	Sr. Resident	5	NA	5	6	
	Jr. Resident	10	NA	10	9	
Orthopaedics	Professor	1	NA	1	2	NIL
	Assoc. Prof.	2	NA	2	1	
	Asstt.Prof.	3	NA	3	4	
	Sr. Resident	3	NA	3	3	
	Jr. Resident	6	NA	6	7	
Oto-Rhino-Laryngology	Professor	1	NA	1	1	NIL
	Assoc. Prof.	1	NA	1	1	
	Asstt.Prof.	1	NA	1	1	
	Sr. Resident	1	NA	1	1	
	Jr. Resident	1	NA	1	1	
Ophthalmology	Professor	1	NA	1	1	NIL
	Assoc. Prof.	1	NA	1	1	
	Asstt.Prof.	1	NA	1	1	
	Sr. Resident	1	NA	1	3	
	Jr. Resident	1	NA	1	0	
Obstetrics & Gynaecology	Professor	1	NA	1	2	NIL
	Assoc. Prof.	2	NA	2	1	

Date : 8<sup>th</sup> and 9<sup>th</sup> February '2018
  
 Dr Ashok Anand

  
 Dr N Shanthi

  
 Dr Jasmin Diwan

  
 Principal



	Asstt.Prof.	3	NA	3	4	
	Sr. Resident	3	NA	3	5	
	Jr. Resident	6	NA	6	6	
Anaesthesiology	Professor	1	NA	1	3	NIL
	Assoc. Prof.	3	NA	3	1	
	Asstt.Prof.	5	NA	5	6	
	Sr. Resident	3	NA	3	5	
	Jr. Resident	6	NA	6	6	
Radio-Diagnosis	Professor	1	NA	1	1	NIL
	Assoc. Prof.	1	NA	1	1	
	Asstt.Prof.	1	NA	1	1	
	Sr. Resident	3	NA	3	4	
Dentistry	Professor	1	NA	1	1	NIL
	Assoc. Prof.	1	NA	1	1	
	Asstt.Prof.	1	NA	1	1	
	Tutor/JR	1	NA	1	1	


**Notes:****For purpose of working out the deficiency:**


(1) The deficiency of teaching faculty and Resident Doctors shall be counted separately.

**(A) For Teaching Faculty:**

- (a) For calculating the deficiency of faculty, Prof., Assoc Prof., Asst. Prof & Tutor in respective departments shall be counted together.
- (b) Any excess teaching faculty in higher cadre can compensate the deficiency of lower cadre of the same department only.
- (c) Any excess teaching faculty of lower cadre/ category in any department cannot compensate the deficiency of any teaching

Date : 8<sup>th</sup> and 9<sup>th</sup> February '2018

  
Dr Ashok Anand

  
Dr N Shanthi

  
Dr Jasmin Diwan

  
Principal

<p>faculty in the higher cadre/ category of the same department or any other department. e.g. excess of Assistant Professor cannot compensate the deficiency of Associate Professor or Professor.</p> <p>(d) Excess/ Extra teaching faculty of any department cannot compensate the deficiency of any teaching faculty in any other department.</p>
<p><b>(B) For Resident Doctors:</b></p> <p>(a) Excess of SR can be compensated to the deficiency of JR of the same department only.</p> <p>(b) Excess SR/JR of any department cannot compensate the deficiency of SR/JR in any other department.</p> <p>(c) Any excess of JR cannot compensate the deficiency of SR in same or any other department.</p> <p>(d) Any excess/ extra teaching faculty of same or any other department cannot compensate the deficiency of SR/JR. e.g. excess of Assistant Professor cannot compensate the deficiency of SR or JR.</p>
<p>(2) A separate department of Dentistry/ Dental faculty is not required where a dental college is available in same campus/ city and run by the same management.</p>
<p>(3) Colleges running PG program require additional staff, beds &amp; other requirements as per the PG Regulations – 2000.</p>

Date : 8<sup>th</sup> and 9<sup>th</sup> February'2018



Dr Ashok Anand



Dr N Shanthi



Dr Jasmin Diwan



Principal

### 3.15 Details of Faculty/Residents not counted/accepted.

(Only faculty/residents who signed attendance sheet before 11:00 am on the first day of assessment should be verified. (In case of Junior Residents/Senior Residents on night duty, 12:00 noon.) No verification of Declaration forms should be done for the faculty/residents coming after 11:00 am of the first day of assessment)

Sr. No	Name	Designation	Department	Remarks/Reasons for Not Considering
	NIL			
	NIL			

**3.16 1) Deficiency of Teaching Faculty: 0.76 % ( 1 of 132 faculty)**

**2) Deficiency of Resident doctors: NIL**

Date : 8<sup>th</sup> and 9<sup>th</sup> February'2018



Dr Ashok Anand



Dr N Shanthi



Dr Jasmin Diwan



Principal

## Summary of Assessment

1. BGS Global Institute of Medical Sciences is run by Trust.
2. The college has got LOP from GOI/MCI with intake of 150 seats for last academic year 2017-18.
3. Type of assessment: Recognition No. of seats: 150
4. PG courses : Yes - Anatomy, Biochemistry and Physiology
5. Deficiency of teaching staff if any:  
Shortage of teaching faculty is 0.76 % ( 1 of 132 faculty)
6. Deficiency of resident doctors if any:  
Shortage of resident doctors is NIL
7. Deficiency of the infrastructure of college and hospital : NIL
8. Deficiency of clinical material : NIL
9. Any other Remarks

Date : 8<sup>th</sup> and 9<sup>th</sup> February'2018



Dr Ashok Anand




Dr N Shanthi



Dr Jasmin Diwan



Principal



# **MEDICAL COUNCIL OF INDIA**

## **STANDARD INSPECTION FORM**

### **FORM - C**

On the

Final M.B.B.S. Examination of **Rajiv Gandhi University of Health  
Sciences**, Karnataka, Bangalore

In the subject of

**Paediatrics**

held at

**BGS Global Institute of Medical Sciences**

**Place : Bangalore, Karnataka**

1. Date of Inspection : 08<sup>th</sup> January' 2018
2. Names of Inspectors : Dr Saibal Kumar Mukherjee and Dr Arati Deka
3. Date of last Inspection/Visitation : 20<sup>th</sup> and 21<sup>st</sup> October' 2016
4. Name of last inspectors/Visitors : Dr Raveendran M, Dr S C Puranik and Dr Pranab Mukherjee

Defects pointed out in the last inspection/visitation if any	Remarks by the University
<b>NIL</b>	<b>NIL</b>

**A. Scheme of Examination**

1. Theory Marks allotted: **125** ( 200 for theory paper I and II and 50 marks for Internal assessment)
2. Clinical/practical : **105** ( 160 marks for Practical examination and 50 for Practical Internal Assessment)
3. Oral : **20**

Minimum marks for : **Theory + Oral: 60**  
**+ 13 for internal assessment**

Passing the Exam. **Practical: 40**  
**+ 15 marks for internal assessment**

**B. Theory**

1. Theory paper                      Subject                      Time for the paper (1 copy of each of the papers may be attached). **ANNEXURE I**

No. 1 : **3 hrs**

2. Dates on which conducted : **28<sup>th</sup> December' 2017**
3. Where conducted : **BGS Global Institute of Medical Sciences, Bangalore**
4. Invigilation arrangements : **ANNEXURE II**
5. No. of candidates appeared : **87**
6. Papers setters : **Done by Rajiv Gandhi University of Health Sciences as per their guidelines and question papers are released only 30 min before exams.**

<b>Name &amp; qualification</b>	<b>Designation</b>	<b>Experience as Examiner</b>
Not applicable	Not applicable	Not applicable

**Remarks by the Inspectors/Visitors regarding**

- a) Nature of the questions. One paper  
**2 Long essays,  
 10 Short answers and  
 5 Short essays.**
- b) Do they cover the whole filed of  
 prescribed curriculum – **YES**
- c) What is the standard displayed in the  
 Answers- **The evaluation is done by a different set of examiners as  
 assigned from the university. The assessment process is done digitally.  
 The answer scripts are not returned to the college anymore. Hence,  
 standard displayed in answers could not be evaluated.**
- d) What is the nature of assessment- **Code based and blinded**
- e) What is the minimum percentage necessary for passing  
 the theory examination- **50%**
- f) What percentage of marks obtained at  
 periodical examinations conducted during  
 the course is carried forwarded to the  
 final examination- **20 %**
- g) Method of assessment of examination conducted  
 During the course of study to be clearly stated.  
**3 internal assessments are conducted periodically and the average  
 marks of the internals is sent to the university.**
- h) How has it influenced the result at the final examination  
**It does not influence the final result. In the final examination each  
 candidate needs to obtain 50% marks in theory, viva and clinical/  
 practical examinations separately for passing. Internal assessment  
 marks are added in the aggregate only.**

**II. Practical/clinical**

How is the practical examination conducted give details.

**Two case- 40 marks each= 80 marks**

**Viva voce- Drugs/ vaccines, X rays, Instrument, Nutrition- 5 marks  
 each= 20 marks.**

**Final total= 80 marks.**

Does the practical cover the different branches of the subject? **YES**



- a) Time allotted for section- **Two cases 40 min each.**  
 b) Examiners

	<b>Names qualification</b>	<b>&amp; Designation</b>	<b>Experience as examiner</b>
<b>Internal</b>	Dr A C Ramesh	Professor and Head, Dept. of Paediatrics, BGS Global Institute of Medical Sciences, Bangalore	UG – 26 y PG – 23y Examiner – 22 y
	Dr Purnima Samyam	Professor, Dept. of Paediatrics, BGS Global Institute of Medical Sciences, Bangalore	UG – 11 y PG – 5y 5m Examiner – 5 y
<b>External</b>	Dr T V Ramesh	Professor and Head, Dept. of Paediatrics, Konasema Institute of Medical Science and Research Foundation, Amalapuram, Andra Pradesh	UG – 13 y PG – 5y Examiner – 7 y
	Dr Sushma Krishnegowda	Assistant Professor, Dept. of Paediatrics, JSS Medical College, Mysore	UG – 5 y PG – 5y Examiner – 1 <sup>st</sup> time

Mode & conduct of practical.

Is it in batches or otherwise. – **22 in each batches.**

- c) Are there other centers where the  
 Examination is conducted by the same University?  
**YES. It is conducted**

If so, where?

**In all the medical colleges under the control of Rajiv Gandhi University  
 of Health Sciences in Karnataka.**

- i) Do the same examiners conduct the examination in other centers too? **NO**
- ii) If not what steps are taken to ensure uniformity of standard.

**Guideline of marks distribution is uniform for all centers**

**Case distribution is also according to university guideline throughout the state**

- d) Date of Examination : **8<sup>th</sup>, 9<sup>th</sup>, 10<sup>th</sup> and 11<sup>th</sup> January' 2018**
- e) Date and time when the examination was inspected :  
**8<sup>th</sup> January' 2018, 10 AM**
- f) Are the invigilation arrangements satisfactory? **YES**
- g) No. of candidates appeared : **87**
- h) Number & type of questions (a copy of the question paper may be attached)  
: **22 questions, Long essay, Short essay and Short answer type**
- i) What is the minimum percentage of required for passing : **50 %**

**Clinical**

**Note: Two cases 40 marks each and 40 min for each case (One New born)**

- 1. Date of Examination : **8<sup>th</sup> January' 2018**
- 2. Date & time when the examination was inspected:  
**8<sup>th</sup> January' 2018, 10 AM**
- 3. Are the invigilation arrangements satisfactory? **YES**
- 4. No. of candidates appeared : **87**
- 5. Long cases – **Two cases 40 marks each.**
- 6. Type of cases given (list attached)- **ANNEXURE III**
- 7. Time allotted for study of the case.- **40 min for each case.**
- 8. Nature of Discussion of case by the candidate- **Satisfactory**
- 9. Time of discussion- **20 min for each candidate per case.**
- 10. Was the discussion fair, searching and sufficient practical? **YES**

**Short Cases**

1. Type of cases given (**List attached**) - **ANNEXURE III**
2. How many cases were given to each candidate? **One short case**
3. How long did examination in short cases last for each Candidate?- **10 min**
4. Standard displayed by the candidates in general in the clinical part of the examination.  
**Satisfactory**
5. How was the assessment done?  
**Clinical as well as discussion**
6. Was it done jointly by more than one Examiner? **YES there were Two examiners, One internal and one external.**
7. How many marks are allotted for clinical examination?  
**40 marks for each case.**
8. What is the minimum percentage for passing the clinical part? **50%**
9. Are marks obtained in any other part of the examination added on to that obtained in the clinical examination? **NO**
10. Are marks given for clinical works done in the wards added on to the marks obtained in the clinical examination?  
**Marks obtained in the internal assessment (Practical) is not added to the marks obtained in the clinical examination. Internal assessment marks are added in the aggregate only.**
11. If so, to what extent? **N/A**
12. How has it influenced the result at the final examination?  
(Method of assessment of clinical work in the wards may be clearly stated).  
**3 internal assessments are conducted periodically and the average marks of the internals is sent to the university.**

**VIVA-VOCE**

1. What did it consist of  
(Give extent of coverage of subject)  
**Drugs/ Vaccine, X-ray, Instrument, Nutrition (5 marks each)= Total of 20 min.**
2. How was it conducted?

**In batches. Each candidate has to appear in all the 4 tables.**

3. What was the standard? **Satisfactory**
4. What was the nature of assessment? **Discussion**
5. Was it done jointly by more than one examiner? **Each table was headed by one examiner independently.**
6. How are the marks obtained in different parts of the examination grouped?  
**Two cases 40 marks each. Viva Voce 20 marks. ANNEXURE IV**
7. What is the minimum for passing in each and in the grand total?  
**50%**
8. Results for the last three years- **N/A**
9. No. of students appeared? - **N/A**
10. No. of students passed? - **N/A**
11. Other remarks if any- **NIL**

**Conclusions :**

Was the examination conducted satisfactorily? **YES.**

Observations of the assessors are to be made in assessment report only.  
**Theory, Practical and Clinical Examination is carried on according to RGUHS University guidelines and according to MCI guidelines. The mode of conducting the Practical Examination is Satisfactory.**


Was the standard sufficient for the M.B.B.S. examination as required by Regulations of the Medical Council of India? **YES.**

Observations of the assessors are to be made in assessment report only.  
**Theory, Practical and Clinical Examination is carried on according to RGUHS University guidelines and according to MCI guidelines. The mode of conducting the Practical Examination is Satisfactory.**

*Dele*  
08/01/18

(Prof. Aradi Dele)

*Shun*  
08.01.18



# **MEDICAL COUNCIL OF INDIA**

## **STANDARD INSPECTION FORM**

### **FORM - C**

On the

Final M.B.B.S. Examination of **Rajiv Gandhi University of Health  
Sciences**, Karnataka, Bangalore

In the subject of

**General Medicine**

held at

**BGS Global Institute of Medical Sciences**

**Place : Bangalore, Karnataka**

1. Date of Inspection : 08<sup>th</sup> January' 2018
2. Names of Inspectors : Dr Saibal Kumar Mukherjee and Dr Arati Deka
3. Date of last Inspection/Visitation : 20<sup>th</sup> and 21<sup>st</sup> October' 2016
4. Name of last inspectors/Visitors : Dr Raveendran M, Dr S C Puranik and Dr Pranab Mukherjee

Defects pointed out in the last inspection/visitation if any	Remarks by the University
<b>NIL</b>	<b>NIL</b>

- Minimum marks for : **Theory + Oral: 120**  
**+ 25 for internal**  
**assessment**  
 Passing the Exam. **Practical: 80**  
**+ 25 marks for**  
**internal assessment**

## B. Theory

- |  |  |   |
|--|--|---|
| 1. Theory paper                                    | Subject  | Time for the paper (1 copy of each of the papers may be attached) – <b>ANNEXURE I</b> |
| No. 1 : <b>3 hrs</b>                               |  |   |
| No. 2 : <b>3 hrs</b>                               |  |   |
| 2. Dates on which conducted                        | : <b>14<sup>th</sup> and 16<sup>th</sup> December' 2017</b>  |   |
| 3. Where conducted                                 | : <b>BGS Global Institute of Medical Sciences, Bangalore</b>   |   |
| 4. Invigilation arrangements<br><b>ANNEXURE II</b> | : Roster for invigilators attached.  |   |
| 5. No. of candidates appeared                      | : <b>87</b>  |   |
| 6. Papers setters                                  | : Details are not disclosed to the college authority. Done by Rajiv Gandhi University of Health Sciences as per their guidelines and question papers are released only 30 min before exams |   |

3

**Remarks by the Inspectors/Visitors regarding**

- a) Nature of the questions- Two papers consisting of  
**2 Long essays,**  
**10 Short answers and**  
**5 Short essays.**
- b) Do they cover the whole field of  
 prescribed curriculum- **YES**
- c) What is the standard displayed in the  
 Answers- The evaluation is done by a different set of  
 examiners as assigned from the university.  
 The assessment process is done digitally.  
 The answer scripts are not returned to the  
 college anymore. Hence, standard  
 displayed in answers could not be  
 evaluated.
- d) What is the nature of assessment- **Code based and blinded**
- e) What is the minimum percentage necessary for passing  
 the theory examination- **50 %**
- f) What percentage of marks obtained at  
 periodical examinations conducted during  
 the course is carried forwarded to the  
 final examination. **20 %**
- g) Method of assessment of examination conducted  
 During the course of study to be clearly stated.  
**3 internal assessments are conducted periodically and the average  
 marks of the internals is sent to the university.**
- h) How has it influenced the result at the final examination  
**It does not influence the final result. In the final examination each  
 candidate needs to obtain 50% marks in theory, viva and clinical/  
 practical examinations separately for passing. Internal assessment  
 marks are added in the aggregate only.**

**II. Practical/clinical**

How is the practical examination conducted give details.

1. Long case: 80 marks.
2. 2 Short case: 40+40= 80 marks.
3. Viva Voce: 10 marks (5x 2 )Spotters + 30 marks= 40 marks.  
 Grand total= 200 marks.



Does the practical cover the different branches of the subject?

**YES**

a) Time allotted for section.

**1. Long case: 40 min**

**2. Short case: 20 min each= Total 40 min.**

**3. Viva voce: 5 min.**

b) Examiners

	<b>Names &amp; qualification</b>	<b>Designation</b>	<b>Experience as examiner</b>
<b>Internal</b>	Dr Satish Rai V	Professor, Dept. of General Medicine, BGS Global Institute of Medical Sciences, Bangalore	UG – 25 y PG – 15y Examiner – 20 y
	Dr Balachandra G	Professor and Head, Dept. of General Medicine, BGS Global Institute of Medical Sciences, Bangalore	UG – 20 y PG – 17y Examiner – 13 y
<b>External</b>	Dr Rajgopal	Professor and Head, Dept. of General Medicine, Vinayaka Missions Medical College and Hospital, Salem, Tamil Nadu	UG – 25 y PG – 18y Examiner – 20 y
	Dr Nithyananda Chowta	Professor, Dept. of General Medicine, Kasturba Medical College and Hospital, Attavara, Mangalore - 575001	UG – 25 y PG – 20y Examiner – 20 y

Mode & conduct of practical.

Is it in batches or otherwise- **Batch wise, 22 in each batch.**

c) Are there other centers where the

Examination is conducted by the same University?

**YES. It is conducted**

If so, where?

**In all the medical colleges under the control of Rajiv Gandhi University of Health Sciences in Karnataka.**

- i) Do the same examiners conduct the examination in other centers too?  
**NO**
- ii) If not what steps are taken to ensure uniformity of standard.  
**Guideline of marks distribution is uniform for all centers**  
**Case distribution is also according to university guideline throughout the state.**
- d) Date of Examination : **8<sup>th</sup>, 9<sup>th</sup>, 10<sup>th</sup> and 11<sup>th</sup> January' 2018**
- e) Date and time when the examination was inspected :  
**8<sup>th</sup> January' 2018, 10 AM**
- f) Are the invigilation arrangements satisfactory? **YES**
- g) No. of candidates appeared : **87; 22 on the day of inspection**
- h) Number & type of questions (a copy of the question paper may be attached)  
: **22 questions, Long essay, Short essay and Short answer type**
- i) What is the minimum percentage of required for passing : **50 %**

### **Clinical**

1. Date of Examination : **8<sup>th</sup>, 9<sup>th</sup>, 10<sup>th</sup> and 11<sup>th</sup> January' 2018**
2. Date & time when the examination was inspected:  
**8<sup>th</sup> January' 2018, 10 AM**
3. Are the invigilation arrangements satisfactory?  
**YES**
4. No. of candidates appeared : **87, 22 on the day of inspection**
5. Long cases - **12 in number** - **List of long cases is attached.**

6. Type of cases given (list may be attached)- : **ANNEXURE III**
7. Time allotted for study of the case
  1. **Long case: 40 min**
  2. **Short case: 20 min each.**
8. Nature of Discussion of case by the candidate- **Satisfactory**
9. Time of discussion
  - Long case = 20 min**
  - Short case= 10 min each.**
10. Was the discussion fair, searching and sufficient practical? **YES**

### **Short Cases**

1. Type of cases given (List may be attached)- **ANNEXURE III**
2. How many cases were given to each candidate?  
**TWO**
3. How long did examination in short cases last for each Candidate?  
**Ten minutes each for each case. Total of 20 minutes.**
4. Standard displayed by the candidates in general in the clinical part of the examination.  
**GOOD.**
5. How was the assessment done?  
**Clinical as well as bed side discussion**
6. Was it done jointly by more than one Examiner? **YES there were Two examiners, One internal and one external.**
7. How many marks are allotted for clinical examination?  
**40 marks for each case.**
8. What is the minimum percentage for passing the clinical part? **50%**
9. Are marks obtained in any other part of the examination added on to that obtained in the clinical examination? **NO**
10. Are marks given for clinical works done in the wards added on to the marks obtained in the clinical examination?  
**Marks obtained in the internal assessment (Practical) is not added to the marks obtained in the clinical examination. Internal assessment marks are added in the aggregate only.**
11. If so, to what extent? **N/A**

12. How has it influenced the result at the final examination? **N/A**  
 (Method of assessment of clinical work in the wards may be clearly stated). **3 internal assessments are conducted periodically and the average marks of the internals is sent to the university.**

### **VIVA-VOCE**

1. What did it consist of -

(Give extent of coverage of subject)

**Spotters- 10 marks**

**Viva- Station A 15 marks and Station B 15 marks.**

2. How was it conducted?

**In batches. Each candidate has to appear in all the 4 tables.**

3. What was the standard? **Satisfactory**

4. What was the nature of assessment? **Discussion.**

5. Was it done jointly by more than one examiner? **Each table was headed by one examiner independently.**

6. How are the marks obtained in different parts of the examination grouped?  
**YES.**

**Long case 80 marks and short case 40 marks each= total of 160 marks.**

**Viva voce - 40 marks. ANNEXURE IV**

7. What is the minimum for passing in each and in the grand total?  
**50%**

8. Results for the last three years- **N/A**

9. No. of students appeared? - **N/A**

10. No. of students passed? - **N/A**

11. Other remarks if any- **NIL**

### **Conclusions :**

Was the examination conducted satisfactorily? **YES**

Observations of the assessors are to be made in assessment report only.

**Theory, Practical and Clinical Examination is carried on according to RGUHS University guidelines and according to MCI guidelines. The mode of conducting the Practical Examination is Satisfactory.**

Was the standard sufficient for the M.B.B.S. examination as required by Regulations of the Medical Council of India?

**YES.**


Observations of the assessors are to be made in assessment report only.

**Theory, Practical and Clinical Examination is carried on according to RGUHS University guidelines and according to MCI guidelines. The mode of conducting the Practical Examination is Satisfactory.**

*Arati*  
08/01/18

(Prof Arati Dele)

*Shankar*  
08.01.18



# **MEDICAL COUNCIL OF INDIA**

## **STANDARD INSPECTION FORM**

### **FORM - C**

On the

Final M.B.B.S. Examination of **Rajiv Gandhi University of Health  
Sciences**, Karnataka, Bangalore

In the subject of

**General Surgery including Orthopaedics**

held at

**BGS Global Institute of Medical Sciences**

**Place : Bangalore, Karnataka**

1. Date of Inspection : 08<sup>th</sup> January' 2018
2. Names of Inspectors : Dr Saibal Kumar Mukherjee and Dr Arati Deka
3. Date of last Inspection/Visitation : 20<sup>th</sup> and 21<sup>st</sup> October' 2016
4. Name of last inspectors/Visitors : Dr Raveendran M, Dr S C Puranik and Dr Pranab Mukherjee

Defects pointed out in the last inspection/visitation if any	Remarks by the University
<b>NIL</b>	<b>NIL</b>

**A. Scheme of Examination**

1. Theory Marks allotted: **250** ( 200 for two theory papers (I and II) and 50 marks for Internal assessment, theory)
2. Clinical/practical : **210** ( 160 marks for Practical examination and 50 for Internal Assessment, practical)
3. Oral : **40**

Minimum marks for Passing the Exam. : **Theory + Oral: 120 + 25 for internal assessment**  
**Practical: 80+ 25 marks for internal assessment**

**B. Theory**

- |  |  |  |
|--|--|--|
| 1. Theory paper                              | Subject  | Time for the paper (1 copy of each of the papers may be attached). – <b>ANNEXURE I</b> |
| No. 1 : <b>3 hrs</b><br>No. 2 : <b>3 hrs</b> |  |  |
| 2. Dates on which conducted                  | : <b>18<sup>th</sup> and 20<sup>th</sup> December' 2017</b>  |  |
| 3. Where conducted                           | : <b>BGS Global Institute of Medical Sciences, Bangalore</b>   |  |
| 4. Invigilation arrangements                 | : As per University Guidelines ( Guidelines and duty roster of invigilators -Annexed )<br><b>ANNEXURE II</b>                     |  |
| 5. No. of candidates appeared                | : <b>87</b>  |  |
| 6. Papers setters                            | : Details are not disclosed to the college authority. Done by Rajiv Gandhi University of Health Sciences as per their guidelines |  |

and question papers are released only 30 min before exams

Name & qualification	Designation	Experience as Examiner
Not applicable	Not applicable	Not applicable

#### Remarks by the Inspectors/Visitors regarding

- a) Nature of the questions: Essay type, short notes and short answer type.
- b) Do they cover the whole filed of prescribed curriculum : Yes
- c) What is the standard displayed in the answers. : The evaluation is done by a different set of examiners as assigned from the university. The assessment process is done digitally. The answer scripts are not returned to the college anymore. Hence, standard displayed in answers could not be evaluated.
- d) What is the nature of assessment : **Code based and blinded**
- e) What is the minimum percentage necessary for passing the theory examination : **50 %**
- f) What percentage of marks obtained at periodical examinations conducted during the course is carried forwarded to the final examination. : **20 %**
- g) Method of assessment of examination conducted during the course of study to be clearly stated:  
3 internal assessments are conducted periodically and the average marks of the internals is sent to the university.
- h) How has it influenced the result at the final examination:  
It does not influence the final result. In the final examination each candidate needs to obtain 50% marks in theory, viva and clinical/ practical examinations separately for passing. Internal assessment marks are added in the aggregate only.

#### II. Practical/clinical

How is the practical examination conducted give details

**Surgery: One long case from Surgery, two short cases from Surgery and two short cases from Orthopaedics**

Does the practical cover the different branches of the subject? **YES**

- a) Time allotted for section: **40 mins for the long case, 20 mins for each short case**
- b) Examiners

	<b>Names qualification</b>	<b>&amp; Designation</b>	<b>Experience examiner</b>	<b>as</b>
<b>GENERAL SURGERY</b>				
<b>Internal</b>	Dr Satish V	Professor and Head, Dept. of Surgery, BGS Global Institute of Medical Sciences, Bangalore	UG – 36 y 6 m PG – 32 y 6 m Examiner – 30y	
	Dr Madan M	Professor, Dept. of Surgery, BGS Global Institute of Medical Sciences, Bangalore	UG – 25 y PG – 22 y Examiner – 20 y	
<b>External</b>	Dr Kannan R	Associate Professor, Dept. of Surgery, Sri Balaji Vidyapeeth University, Pondicherry – 607403	UG – 11 y PG – 11 y Examiner – 4 y	
	Dr Sunil Kumar Shetty	Associate Professor, Dept. of Surgery, Kasturba Medical College, Manipal - 5750001	UG – 10 y PG – 10 y Examiner – 4 y	

	<b>Names qualification</b>	<b>&amp; Designation</b>	<b>Experience examiner</b>	<b>as</b>
<b>ORTHOPAEDICS</b>				
<b>Internal</b>	Dr K P Raju	Professor, Dept. of Orthopaedics, BGS Global Institute of Medical Sciences, Bangalore	UG – 8 y 6 m PG – 3 y 6 m Examiner – 3 y	
<b>External</b>	Dr Ravi Kumar A S	Associate Professor, Dept. of Orthopaedics, Siddhartha Medical College, Tumkur, Karnataka	UG – 7 y 6 m PG – Nil Examiner – 3 y	



Mode & conduct of practical.

Is it in batches or otherwise. : It is in batches ( 22 per day)

- c) Are there other centers where the Examination is conducted by the same University? **YES**

If so, where?

In all the medical colleges under the control of Rajiv Gandhi University of Health Sciences in Karnataka.

- i) Do the same examiners conduct the examination in other centers too? **NO**  
 ii) If not what steps are taken to ensure uniformity of standard:

**Guideline of marks distribution is uniform for all centers**

**Case distribution is also according to university guideline throughout the state**

- d) Date of Examination : **8<sup>th</sup>, 9<sup>th</sup>, 10<sup>th</sup> and 11<sup>th</sup> January' 2018**  
 e) Date and time when the examination was inspected: **8<sup>th</sup> January' 2018, 10 AM onwards**  
 f) Are the invigilation arrangements satisfactory? **YES**  
 g) No. of candidates appeared: **87; 22 on the day of inspection**  
 h) Number & type of questions (a copy of the question paper may be attached):  
**Not applicable as clinical and viva examinations are being held on this day**  
 i) What is the minimum percentage of required for passing: **50 %**

### Clinical

1. Date of Examination : **8<sup>th</sup>, 9<sup>th</sup>, 10<sup>th</sup> and 11<sup>th</sup> January' 2018**
2. Date & time when the examination was inspected: **8<sup>th</sup> January' 2018, 10 AM onwards.**
3. Are the invigilation arrangements satisfactory? **YES**
4. No. of candidates appeared : **87, 22 on the day of inspection**
5. Long cases : **12 in number**
6. Type of cases given (list may be attached) : List annexed – **ANNEXURE III**
7. Time allotted for study of the case : **40 min for long case and 20 min for each short case**
8. Nature of Discussion of case by the candidate: **Satisfactory**
9. Time of discussion : **20 min for long case and 5 mins for each short case**
10. Was the discussion fair, searching and sufficient practical? **YES**

### Short Cases

1. Type of cases given (List may be attached): List annexed- **ANNEXURE III**
2. How many cases were given to each candidate? **Two from Surgery and two from Orthopaedics**
3. How long did examination in short cases last for each Candidate?  
**Examination is 20 mins for each short case.**
4. Standard displayed by the candidates in general in the clinical part of the examination. : **Satisfactory**

5. How was the assessment done? **Clinical as well as discussion**
6. Was it done jointly by more than one Examiner? **YES**
7. How many marks are allotted for clinical examination?  
**Short case : 15 marks for clinical examination and 15 marks for discussion for surgical cases and 10 marks for clinical examination and 10 marks for discussion for orthopaedic cases.**
8. What is the minimum percentage for passing the clinical part? **50%**
9. Are marks obtained in any other part of the examination added on to that obtained in the clinical examination? **NO**
10. Are marks given for clinical works done in the wards added on to the marks obtained in the clinical examination?  
**Marks obtained in the internal assessment (Practical) is not added to the marks obtained in the clinical examination. Internal assessment marks are added in the aggregate only**
11. If so, to what extent? **Not applicable**
12. How has it influenced the result at the final examination? **Not applicable**  
(Method of assessment of clinical work in the wards may be clearly stated).  
3 internal assessments are conducted periodically and the average marks of the internals is sent to the university.

### **VIVA-VOICE**

1. What did it consist of  
(Give extent of coverage of subject)  
Operative surgery (7.5 marks)  
X-rays (7.5 marks)  
Specimens ( 7.5 marks)  
Instruments (7.5 marks)  
Orthopaedics ( 10 marks)
2. How was it conducted?  
In batches. Each candidate has to appear in all the five tables. Examiners (internal and external for Surgery and Orthopaedics) independently examine each candidate at these tables.
3. What was the standard? **Satisfactory**
4. What was the nature of assessment? **Discussion**
5. Was it done jointly by more than one examiner? **Each table was headed by one examiner independently.**
6. How are the marks obtained in different parts of the examination grouped?  
**Long case ( 60 marks) and four short cases ( 2x 30 + 2 X 20 marks) are grouped under Practical/ Clinical.**  
**Operative surgery (7.5 marks) , X-rays (7.5 marks), Specimens ( 7.5 marks), Instruments (7.5 marks) and Orthopaedics ( 10 marks) are grouped under Viva. - ANNEXURE IV**
7. What is the minimum for passing in each and in the grand total? **50 % for practical and 50% for viva independently**

8. Results for the last three years : **Not applicable**
9. No. of students appeared? **Not applicable**
- 10.No. of students passed? **Not applicable**
- 11.Other remarks if any : **NIL**

**Conclusions :**

Was the examination conducted satisfactorily? **YES**

Observations of the assessors are to be made in assessment report only.


Was the standard sufficient for the M.B.B.S. examination as required by Regulations of the Medical Council of India? **YES**


Observations of the assessors are to be made in assessment report only.

The examination process was as per University guidelines and also fulfilling MCI guidelines

  
08/01/18

(Prof. Asati Deka)

  
08.01.18



# **MEDICAL COUNCIL OF INDIA**

## **STANDARD INSPECTION FORM**

### **FORM - C**

On the

Final M.B.B.S. Examination of **Rajiv Gandhi University of Health  
Sciences**, Karnataka, Bangalore

In the subject of

**Obstetrics and Gynaecology**

held at

**BGS Global Institute of Medical Sciences**

**Place : Bangalore, Karnataka**

1. Date of Inspection : 08<sup>th</sup> January' 2018
2. Names of Inspectors : Dr Saibal Kumar Mukherjee and Dr Arati Deka
3. Date of last Inspection/Visitation : 20<sup>th</sup> and 21<sup>st</sup> October' 2016
4. Name of last inspectors/Visitors : Dr Raveendran M, Dr S C Puranik and Dr Pranab Mukherjee

Defects pointed out in the last inspection/visitation if any	Remarks by the University
NIL	NIL

A. **Scheme of Examination**

1. Theory Marks allotted: **250** ( 200 for two theory papers (I and II) and 50 marks for Internal assessment, theory)
2. Clinical/practical : **210** ( 160 marks for Practical examination and 50 for Internal Assessment, practical)
3. Oral : **40**

Minimum marks for Passing the Exam. : **Theory + Oral: 120 + 25 for internal assessment**  
**Practical: 80+ 25 marks for internal assessment**

B. **Theory**

1. Theory paper                      Subject                      Time for the paper (1 copy of each of the papers may be attached). - **ANNEXURE I**

No. 1 : **3 hrs**

No. 2 : **3 hrs**

2. Dates on which conducted : **22<sup>th</sup> and 26<sup>th</sup> December' 2017**
3. Where conducted : **BGS Global Institute of Medical Sciences, Bangalore**
4. Invigilation arrangements : As per University Guidelines ( Guidelines and duty roster of invigilators -Annexed )  
**ANNEXURE II**
5. No. of candidates appeared : **87**
6. Papers setters : Details are not disclosed to the college authority. Done by Rajiv Gandhi University of Health Sciences as per their guidelines and question papers are released only 30 min before exams

Name & qualification	Designation	Experience as Examiner
Not applicable	Not applicable	Not applicable

**Remarks by the Inspectors/Visitors regarding**

- a) Nature of the questions: Essay type, short notes and short answer type.
- b) Do they cover the whole filed of prescribed curriculum : **Yes**
- c) What is the standard displayed in the answers. : The evaluation is done by a different set of examiners as assigned from the university. The assessment process is done digitally. The answer scripts are not returned to the college anymore. Hence, standard displayed in answers could not be evaluated.
- d) What is the nature of assessment: **Code based and blinded**
- e) What is the minimum percentage necessary for passing the theory examination : **50 %**
- f) What percentage of marks obtained at periodical examinations conducted during the course is carried forwarded to the final examination. : **20 %**
- g) Method of assessment of examination conducted during the course of study to be clearly stated:  
3 internal assessments are conducted periodically and the average marks of the internals is sent to the university.
- h) How has it influenced the result at the final examination:  
It does not influence the final result. In the final examination each candidate needs to obtain 50% marks in theory, viva and clinical/ practical examinations separately for passing. Internal assessment marks are added in the aggregate only.

**II. Practical/clinical**

How is the practical examination conducted give details.

**One long case from Obstetrics and One long case from Gynaecology**

Does the practical cover the different branches of the subject? **YES**

- a) Time allotted for section: **40 mins for each long case**
- b) Examiners

	Names & qualification	Designation	Experience as examiner
<b>Internal</b>	Dr Shankare Gowda H S	Professor and Head, Dept. of OBG, BGS Global Institute of Medical Sciences, Bangalore	UG – 35 y PG – 25y Examiner – 26 y

<b>External</b>	Dr Rekha N	Associate Professor, Dept. of OBG, BGS Global Institute of Medical Sciences, Bangalore	UG – 7 y PG – nil Examiner – 2 y
	Dr Amita Ray	Professor and Head, Dept. of OBG, IQ city medical college, Durgapur, West Bengal	UG – 10 y 4 m PG – 10y 4 m Examiner – 7 y
	Dr Hema S Patil	Associate Professor, Dept. of OBG, JN Medical College, Belgaum, Karnataka	UG – 10 y PG – 7y Examiner – 4 y

Mode & conduct of practical.

Is it in batches or otherwise. : It is in batches (22 per day)

c) Are there other centers where the  
Examination is conducted by the same University? **YES**

If so, where?

In all the medical colleges under the control of Rajiv Gandhi University of  
Health Sciences in Karnataka.

i) Do the same examiners conduct the examination in other centers too? **NO**

ii) If not what steps are taken to ensure uniformity of standard:

**Guideline of marks distribution is uniform for all centers**

**Case distribution is also according to university guideline throughout the  
state**

d) Date of Examination: **8<sup>th</sup>, 9<sup>th</sup>, 10<sup>th</sup> and 11<sup>th</sup> January' 2018**

e) Date and time when the examination was inspected: **8<sup>th</sup> January' 2018, 10  
AM onwards**

f) Are the invigilation arrangements satisfactory? **YES**

g) No. of candidates appeared: **87; 22 on the day of inspection**

h) Number & type of questions (a copy of the question paper may be attached):  
**Not applicable as clinical and viva examinations are being held on this  
day**

i) What is the minimum percentage of required for passing: **50 %**

### **Clinical**

1. Date of Examination : **8<sup>th</sup>, 9<sup>th</sup>, 10<sup>th</sup> and 11<sup>th</sup> January' 2018**

2. Date & time when the examination was inspected: **8<sup>th</sup> January' 2018, 10  
AM onwards.**

3. Are the invigilation arrangements satisfactory? **YES**

4. No. of candidates appeared : **87, 22 on the day of inspection**
5. Long cases : **11 in Obstetrics and 11 in Gynaecology**
6. Type of cases given (list may be attached) : List annexed – **ANNEXURE III**
7. Time allotted for study of the case : **40 min for each long case**
8. Nature of Discussion of case by the candidate: **Satisfactory**
9. Time of discussion : **20 min for long case**
10. Was the discussion fair, searching and sufficient practical? **YES**

### **Short Cases**

1. Type of cases given (List may be attached): List annexed
2. How many cases were given to each candidate? Two long cases
3. How long did examination in short cases last for each Candidate? **Not applicable**
4. Standard displayed by the candidates in general in the clinical part of the examination. : **Satisfactory**
5. How was the assessment done? **Clinical as well as discussion**
6. Was it done jointly by more than one Examiner? **YES**
7. How may marks are allotted for clinical examination? No short cases given. Regarding long cases, time has already been mentioned clause No 7 of the previous section.
8. What is the minimum percentage for passing the clinical part? **50%**
9. Are marks obtained in any other part of the examination added on to that obtained in the clinical examination? **NO**
10. Are marks given for clinical works done in the wards added on to the marks obtained in the clinical examination?  
**Marks obtained in the internal assessment (Practical) is not added to the marks obtained in the clinical examination. Internal assessment marks are added in the aggregate only**
11. If so, to what extent? **Not applicable**
12. How has it influenced the result at the final examination? **Not applicable**  
(Method of assessment of clinical work in the wards may be clearly stated).  
3 internal assessments are conducted periodically and the average marks of the internals is sent to the university.

### **VIVA-VOICE**

1. What did it consist of  
(Give extent of coverage of subject)  
Dummy Pelvis and fetal skull (10 marks)  
Specimens (10 marks)  
Instruments (10 marks)  
Family planning and drugs (10 marks)
2. How was it conducted?  
In batches. Each candidate has to appear in all the four tables. Examiners (internal and external) independently examine each candidate at these tables.
3. What was the standard? **Satisfactory**
4. What was the nature of assessment? **Discussion**



5. Was it done jointly by more than one examiner? **Each table was headed by one examiner independently.**
6. How are the marks obtained in different parts of the examination grouped? **Obstetrics long case (80 marks), Gynaecology long case (80 marks) grouped under Practical/ Clinical Dummy Pelvis and fetal skull (10 marks), Specimens (10 marks), Instruments (10 marks) and Family planning and drugs (10 marks) grouped under Viva - ANNEXURE IV**
7. What is the minimum for passing in each and in the grand total? **50 % for practical and 50% for viva independently**
8. Results for the last three years : **Not applicable**
9. No. of students appeared? **Not applicable**
10. No. of students passed? **Not applicable**
11. Other remarks if any : **NIL**

**Conclusions :**


Was the examination conducted satisfactorily? **YES**


Observations of the assessors are to be made in assessment report only.

Was the standard sufficient for the M.B.B.S. examination as required by Regulations of the Medical Council of India? **YES**

Observations of the assessors are to be made in assessment report only.

The examination process was as per University guidelines and also fulfilling MCI guidelines

  
08/01/18  
(Prof. Arati Deka)

  
08.01.18