

Confidential

**MEDICAL COUNCIL OF INDIA**  
**ASSESSMENT FORM FOR 200 ADMISSIONS REPORT**

Part A-I  
 (to be filled by the Institution)

**1.1 Type of Assessment**

U/S 10A- Regular: Letter of Permission ( ), 1<sup>st</sup> renewal ( ), 2<sup>nd</sup> renewal ( ), 3<sup>rd</sup> renewal ( ), 4<sup>th</sup> renewal ( )

U/S 11 -Regular: Recognition ( ✓ ),

U/S 19 Continuation of Recognition Regular ( )

Any Other:

**Note:**

1. All rows/columns must be filled.
2. 'Not Applicable' should be clearly written wherever a required information is not relevant.
3. All pages of the A-I are to be signed by Dean/Principal/Director.

**Name of the Institution** : KLE UNIVERSITY'S JAWAHARLAL NEHRU MEDICAL COLLEGE, BELGAUM.

**Address** : NEHRU NAGAR, BELGAUM - 590 010, KARNATAKA.

**Telephone No.** : 0831-2471350, 0831-2470825, Resi. : 0831-2470235. Mobile - 09448157237.

Date: 24/2/16

*Randul*  
 25/02/16  
 (Dr R. N. Mandel)

*P.K. Lamphase*  
 25/2/2016

*Dr. Bai Krishna Adew*  
 25/2/2016

Signature with stamp Dean/Principal/Director

*M.H.*  
 26/2/16  
 PRINCIPAL  
 Jawaharlal Nehru Medical College  
 BELAGAVI

**E-mail** : principal@jnmc.edu  
**Fax** : principal@jnmc.edu  
**Website** : www.jnmc.edu  
**Management** : Government / Society / Trust / Company  
**Regn. no. of Society/Trust/Company:** : Regn. No. 498/04-05 - Registered under Karnataka Societies Registration Act 1960 (Karnataka Act No. 17 of the year 1960.)  
**Consent/Affiliation from University** : Constituent College of KLE Academy of Higher Education & Research (KLE University, Belgaum - Deemed to be University), Belgaum.  
**Period of Validity** : Constituent College of KLE Academy of Higher Education & Research (KLE University, Belgaum - Deemed to be University), Belgaum.  
**No. of seats as per Essentiality Certificate:** M.B.B.S. Seats increased from 150 to 200 – Copies of MCI Permission letters (Information not required for renewal/ & Continuation of Recognition letters enclosed – Annexure I-a & I-b. recognition inspection)  
**Period of Validity** : From the Academic year 2011-12.  
**Assessment Date** :  
**Last Assessment Date** : 19<sup>th</sup> January 2016.

Date: 24/2/16

Principal  
25/2/16

Signature with stamp Dean/Principal/Director

  
 25/2/16  
**PRINCIPAL**  
**Jawahar Lal Nehru Medical College**  
**BELAGAVI**

**1.2 For LOP ONLY:**

(a) Location: The applicant college is located in Belgaum (city/village) of Belgaum taluka Belgaum district of Karnataka state.

(b) The College has following plots of land:

Plot #	Survey #	Place	Area	Remarks if any
1	5434	Nehru Nagar, Belgaum.	449955 8/9 Sq. yards.	Total 101 Acres.
2	5435	- Do -.	38478 Sq. yards.	

(c) The campus is <sup>✓</sup>unitary /divided into \_\_\_\_\_ parts. If not unitary distance between parts. \_\_\_\_\_.

**1.3 Building Plan approval from the competent authority:** Belgaum City Corporation, Belgaum.

(name of the authority and date of approval).

**1.4 Buildings:**

College: : 42,741 sq. mt.

Hospital (including OPD): : 1,29,441 sq. mt.

Hostel & Residential complex : Hostel - 45,526 sq. mt., Residential Quarters - 23,654 sq. mt., Total - 69,180 sq.mt.

**1.5 Building Use/ Occupancy Certificate:** approved by: Belgaum City Corporation, Belgaum.

Date: 26/2/16

*Bandu*  
25/02/16.

Signature with stamp Dean/Principal/Director  
PRINCIPAL 25/2/16  
Jawaharal Nehru Medical College  
BELAGAVI

- 1.6 Nearest airport: Belgaum, 10 kms.  
(Information not required for renewal/recognition inspection)
- 1.7 Nearest Railway Station: South Central Railway, Belgaum, 5 kms.  
(Information not required for renewal/recognition inspection)
- 1.8 Water Supply: Through Municipal City Corporation, Belgaum✓/ Borewells.✓  
(Information not required for renewal/recognition inspection)
- 1.9 Electric supply: Sanctioned Load 575 KVA and Hospital 1400 KVA/  
(Information not required for renewal/recognition inspection)
- 1.10 Generators: available/not available, Available load - College 320 KVA + 200 KVA, Hospital 750 x 2 KVA
- 1.11 Drainage & sewage disposal (Information not required for renewal/recognition inspection): CTF/ SELF✓
- 1.12 Working Hours:
1. OPD Timings : 09.00 am to 05.00 pm
  2. College Timings : 08.30 am to 05.30 pm
  3. Library Timings : 09.00 am to 10 pm on all Working Days and 10.30 am to 05.30 pm on Sundays & other holidays.

General Reading Room - 09.00 am to 06.00 am (21 hours).

Date: 25/2/16

*Signature*  
25/02/16

Signature with stamp Dean/Principal/Director

PRINCIPAL 25/2/16  
Jawaharlal Nehru Medical College  
BELAGAVI

## 1.13 Annual Budget: College &amp; Hospital

Year	Current Financial Year - 2015-16	
	College	Hospital
Salary	( Rs. in Crores )	( Rs. in Crores )
- Doctors	} 35.94	48.56
- Resident Doctors		
- Other Staff		
Technical Training	0.14	--
Library & Education	0.24	--
Maintenance	1.38	13.79
Contingencies	--	--
Others	12.24	95.02
Total	69.94	157.37

Date: 26/2/16

*Bandal*  
25/02/16

Signature with stamp Dean/Principal/Director

*MK*  
25/2/16  
PRINCIPAL  
Jawaharlal Nehru Medical College  
BELAGAVI

**1.14 Paramedical staff (Nos.):** Give details of technicians department wise:

Department	Technician	Assistant	Attendant	Other
Radiology	34	8	15	7
Biochemistry	21	2	1	3
Microbiology	9	6	2	1
Serology	8	1	2	2
Heamatology	18	2	2	1
Histo-pathology	4	1	2	1
Cytopathology	5	1	2	1
OT	7	14	33	2
Anesthesia	4	2	3	2
Blood Bank	18	2	1	3
Labour Room	2	2	3	1
Emergency Room	3	2	6	2
CSSD	8	28	8	4

Date: 26/2/16

*Handwritten signature*  
25/02/16

Signature with stamp Dean/Principal/Director

*MK*  
25/2/16  
PRINCIPAL  
Jawaharlal Nehru Medical College  
BELAGAVI

Mortuary	2	2	5	1
Laundry	2	6	27	9
Electrical	9	12	2	7
Housekeeping	12 (Supervisors)	-	279	-
Bio-medical	9	1	1	1
BWM	3	7	6	4
Pharmacy	34 (Pharmacists)	8	2	11

Department	Technician	Assistant	Attendant	Other
Anatomy	02	03	06	01 (Museum Curator)
Biochemistry	02	02	02	--
Physiology	03	02	03	--
Microbiology	06	02	04	--
Pathology	09	02	04	--
Forensic Medicine	02	02	04	--
Community Medicine	02	01	03	01 (Social Worker) 02 (Drivers).
Pharmacology	01	02	02	--
UHC - Ashok Nagar,	02	02	02	01 M.O.; 01 LMO;

Date: 24/2/16

*Principal*  
25/2/16

Signature with stamp Dean/Principal/Director

*MV*  
25/2/16  
**PRINCIPAL**  
Jawaharlal Nehru Medical College  
BELAGAVI

Belgaum.				02 MSW; 01 PHN, 02 HI, 01 BLEH. 01 Driver.
RHC				
PHC Kinaye.	01	02	03	02 MO; 01 LMO; 02 MSW; 02 PHN; 14 HI; 01 BLEH, 01 Driver, 01 Pharmacist.
PHC Handiganur.	01	01	02	01 MO; 01 PHN; 06 HI; 01 BLEH. 01 Driver, 01 Pharmacist.
PHC Vantamuri.	01	01	02	01 MO; 01 PHN; 09 HI; 01 BLEH. 01 Driver, 01 Pharmacist.

**1.15 Nursing Staff available:**

Category	No of Beds	
	Required Nos.	Available Nos.
Staff Nurses	1:3	1730
Sister Incharge	1:25	93
ANS	1 for 3 to 4 Wards	23
DNS	1	05
Nursing Suptd	1 (for minimum of 150 beds)	07
Total		1858

Date: 26/2/16

*[Handwritten Signature]*  
20/02/16

*[Handwritten Signature]* 25/2/16  
Signature with stamp Dean/Principal/Director

**PRINCIPAL**  
Jawahar Lal Nehru Medical College  
BELAGAVI



**1.16 Medical Education Unit (MEU): (Information not required for LOP inspection)**

1. The Department of Medical Education of J.N. Medical College has been **Recognized by the Medical Council of India, New Delhi, as one of the Regional Centres to train medical faculty in “Medical Education Technologies”** and we have been assigned faculties of 19 medical colleges of North Karnataka for training (vide MCI letter No. MCI-Academics/2011/24 dated 01.04.2011, copy enclosed – Annexure II-a). Since then we have conducted fifteen training programmes on “Medical Education Technologies” for the teachers of the colleges assigned to our centre and trained 541 teachers.
2. Our Regional Training Center has been upgraded to **“NODAL Centre”** to provide advanced training in medical education technologies by Medical Council of India, New Delhi (vide MCI letter No. MCI-Academics/2014.118863 dated 09.07.2014, copy enclosed – Annexure II-b). Forty-two medical colleges have been attached to our NODAL Centre (19 medical colleges from Karnataka, 22 from Andhra Pradesh and 1 from Goa). Dr. Sunita Patil, M.D. (Patho), PGDHPE, FAIMER Fellow, Associate Professor is Convener and Dr. Nayana Hashilkar, M.D. (Pharmac.), PGDHPE, Associate Professor is Co-convener of the NODAL Center. The NODAL Centre has been inaugurated by Dr. M. Rajalakshmi, Chief Consultant – Academic Cell, Medical Council of India, New Delhi, on 9<sup>th</sup> of September 2014, which was followed by 4 days’ onsite session of Advance Course in Medical Education. Total 20 participants (7 in house and 13 outside faculty) from constituent colleges attended the onsite sessions.
3. The second onsite session was conducted from 3<sup>rd</sup> to 9<sup>th</sup> April 2015. A total of 30 new participants registered for the course (inhouse 2 and 28 from constituent colleges) from 20 medical colleges, Andhra Pradesh, Telangana, North Karnataka and Goa. All 20 participants from the first batch presented their posters on the overlap day. Dr. Sajith Kumar, Convenor, MCI’s Nodal Centre Govt. Medical College, Kottayam attended the course as a National Consultant on behalf of MCI from 6<sup>th</sup> to 8<sup>th</sup> April 2015. Dr. Ved Praksah Mishra, Chairman, Academic Committee of MCI visited the MCI Nodal Centre at JNMC on the overlap day of the two batches i.e. is on 7<sup>th</sup> April 2015 and addressed the participants.

Date: 26/2/16

*Principal -*  
25/02/16

Signature with stamp Dean/Principal/Director

**PRINCIPAL**  
Jawahar Lal Nehru Medical College  
BELAGAVI

4. The MCI Advance Course has been renamed as "Fellowship in Medical Education (FIME) by Medical Council of India vide letter No. MCI-Academic/2015/109180-109200 dated 27/05/2015, copy enclosed – Annexure II-c. Henceforth, the MCI Advance Course will be called as "Fellowship in Medical Education" (FIME).
5. The onsite session of 3<sup>rd</sup> FIME was conducted from 3<sup>rd</sup> to 9<sup>th</sup> Oct. 2015. A total of 25 new participants registered for the course (inhouse 2 and 23 from constituent colleges) from 22 medical colleges of Andhra Pradesh, Telangana, North Karnataka and Goa. Twenty-seven participants from the first batch presented their posters on the overlap day. Dr. Tripti Srivastava, Convenor, MCI's Nodal Centr, J.N.M.C., Wardha, Maharashtra attended the course as a National Consultant on behalf of MCI from 6<sup>th</sup> to 8<sup>th</sup> Oct. 2015.
6. Main Conference Unit consists of Main Conference Hall of 1062.08 Sq. ft. with seating capacity of 50 people, Staff room of 555 Sq. ft. and Chairman's room of 18.25 Sq. ft. are available.

Available as per Regulations : Yes ✓ / No

Name of the MEU coordinator :

- Dr. Sunita Y. Patil, Convener - MCI NODAL Centre for Faculty Development in Medical Education & Associate Professor of Pathology, J.N. Medical College, Belgaum.
- Dr. Nayana K. Hashilkar, Co-convener - MCI NODAL Centre for Faculty Development in Medical Education, & Associate Professor of Pharmacology, J.N. Medical College, Belgaum.
- Dr. (Mrs.) Padmaja R. Walvekar, Co-Convener (In-charge of Basic MET) - MCI NODAL Centre for Faculty Development in Medical Education, & Professor of Community Medicine, J. N. Medical College, Belgaum

Date: 24/2/16

*Handwritten signature and date:*  
20/02/16

Signature with stamp Dean/Principal/Director

PRINCIPAL  
Jawaharlal Nehru Medical College  
BELAGAVI

## Details of affiliated faculty :

Sl. No.	Name & Designation	Designation in DOME	Years of Experience in Medical Education
1)	Dr. (Mrs.) N.S. Mahantashetti, Principal & Prof. of Pediatrics.	Chairperson.	13
2)	Dr. V. D. Patil, Professor of Paediatrics.	Member.	18
3)	Dr. V.A. Kothiwale, Vice-Principal & Prof. of Medicine.	Member	13
4)	Dr. Ashok S. Godhi, Prof. of Surgery.	Member	13
5)	Dr. S.S. Goudar, Professor of Physiology	Member	25
6)	Dr. Roopa M. Bellad, Prof. & HOD of Pediatrics.	Member	8
7)	Dr. Rekha S. Patil, Prof. & HOD of Medicine.	Member	7
8)	Dr. S.C. Metgud, Prof. of Surgery.	Member	8
9)	Dr. Smitha Sonoli, Prof. & HOD of Biochemistry.	Member	7
10)	Dr. Shilpa Bhimalli, Asso. Prof. of Anatomy.	Member	4
11)	Dr. Jayasheela G. Bagi, Asso. Prof. of Physiology.	Member.	2
12)	Dr. Sheetal Harakuni, Asso. Prof. of Microbiology	Member.	1
13)	Dr. Bhagyashri Hunagund, Asso. Prof. of Pathology.	Member.	1
14)	Dr. Somashekhar Pujar, Asso. Prof. of Forensic Medicine & Toxicology.	Member.	1
15)	Dr. Deepti Kadeangadi, Asso. Prof. of Comm. Med.	Member.	1
16)	Dr. Sunita Y. Patil, Asso. Prof. of Pathology.	Convener - MCI NODAL Centre and Member - DOME, JNMC.	7
17)	Dr. Nayana K. Hashilkar, Asso. Prof. of Pharmac.	Co-Convener - MCI NODAL Centre and Member - DOME, JNMC.	6
18)	Dr. Padmaja R. Walvekar, Prof. of Comm. Medicine.	Co-Convener (In-charge of Basic MET) - MCI NODAL Centre and Member-Secretary - DOME, JNMC.	11

Date: 26/2/16

*Patil*  
25/02/16

Signature with stamp Dean/Principal/Director

**PRINCIPAL**  
Jawaharlal Nehru Medical College  
BELAGAVI

**NODAL CENTRE FOR FACULTY DEVELOPMENT**

Sl. No.	Name & Designation	Designation
1.	Dr. Sunita Patil, Asso. Prof. of Pathology	Convener - MCI NODAL Centre for Faculty Development.
2.	Dr. Nayana Hashilkar, Asso. Prof. of Pharmacology	Co-convener - MCI NODAL Centre for Faculty Development.
3.	Dr. Padmaja R. Walvekar, Prof. of Community Medicine.	Co-Convener, In-Charge of Basic MET, MCI NODAL Centre for Faculty Development.
4.	Dr. V.D. Patil, Professor of Paediatrics.	Resource Faculty.
5.	Dr. (Mrs.) N.S. Mahantashetti, Principal & Prof. of Paediatrics	Resource Faculty.
6.	Dr. Roopa M. Bellad, Prof. & HOD of Paediatrics	Resource Faculty.
7.	Dr. Jyoti M. Nagmoti, Prof. & HOD of Microbiology.	Resource Faculty.
8.	Dr. Sheeta Harakuni, Assoc. Prof. of Microbiology.	Resource Faculty.
9.	Dr. Deepti Kadangadi, Assoc. Prof. of Community Medicine.	Resource Faculty.
10.	Dr. Somashekhar Pujar, Assoc. Prof. of Forensic Medicine & Toxicology.	Resource Faculty.
11.	Dr. Bhagyashri Hunagund, Assoc. Prof. of Pathology.	Resource Faculty.
12.	Dr. Jayasheela G. Bagi, Assoc. Prof. of Physiology.	Resource Faculty.
13.	Dr. Shilpa Bhimalli, Assoc. Prof. of Anatomy.	Resource Faculty.

Details of the Orientation programme and Basic Course Workshop undergone by MEU } :

Coordinator

- Attended Orientation Programme and Basic Course Workshop on MET by MEU Co-ordinator, Convener and Co-Convener.

Date: 24/2/16

*(Signature)*  
20/02/16

Signature with stamp Dean/Principal/Director

  
**PRINCIPAL**  
**Jawaharal Nehru Medical College**  
**BELAGAVI**

Name of the MCI Regional (Nodal) Centre where above training has been undertaken :

- Dr. Sunita Y. Patil, Convener – MCI NODAL Centre attended above training at Medical Education Technology Cell, MUHS, Pune. Dates of training - 23<sup>rd</sup> to 25<sup>th</sup> March 2011 (Basic Course Workshop) 26<sup>th</sup> March 2011 (Orientation Programme for MEU Co-ordinators).
- Dr. Nayana K. Hashilkar, Co-convener – MCI NODAL Centre attended above training at St. John's Medical College, Bangalore. Dates of Training – 4<sup>th</sup> to 6<sup>th</sup> November 2009.
- Dr. (Mrs.) Padmaja R. Walvekar, Co-Convener (Incharge of Basic MET), MCI NODAL Centre attended the Basic Course Workshop and Co-ordinators Meet at MUHS, Pune from 23<sup>rd</sup> to 26<sup>th</sup> March 2011.

Date/s of the above workshops : As given above.

Details & Duration of Workshops in Medical Education Technology conducted by MEU: ---

- 1) Workshop under the observer-ship of St. John's Medical College, Bangalore, was conducted from 20<sup>th</sup> to 22<sup>nd</sup> December 2010. *Twenty-one faculty from J.N. Medical College, Belgaum, attended the workshop.*
- 2) 1<sup>st</sup> workshop under the observer-ship of MCI Nominee – Dr Medha Joshi Head, Quality Assurance, Health Profession Education, Gokula Education Foundation (Medical), Bangalore, was conducted from 14<sup>th</sup> to 16<sup>th</sup> May 2011. *Total 32 participants attended, in-house were 15 and outside 17 faculty members from constituent colleges.*
- 3) 2<sup>nd</sup> workshop under the observer-ship of Dr. Nachiket Sahankar, St. John's Medical College, Bangalore, was conducted from 23<sup>rd</sup> to 25<sup>th</sup> November 2011. *Thirty-two participants attended, 9 were in-house and 23 were outside faculty from constituent colleges.*
- 4) 3<sup>rd</sup> Basic Course Workshop on Medical Education Technology was conducted from 1<sup>st</sup> to 3<sup>rd</sup> March 2012. *Total 34 participants attended, in-house were 12 and outside 22 faculty members from constituent colleges.*
- 5) 4<sup>th</sup> Basic Workshop on Medical Education Technology was conducted from 12<sup>th</sup> – 14<sup>th</sup> June 2012. *Total 39 participants attended, in-house were 11 and outside 28 faculty members constituent colleges.*

Date: 20/2/16

*Signature*  
20/02/16

Signature with stamp Dean/Principal/Director

*Signature*  
1 25/2/16  
**PRINCIPAL**  
**Jawaharlal Nehru Medical College**  
**BELAGAVI**

- 6) 5<sup>th</sup> Basic Course Workshop on Medical Education Technology was conducted from 11<sup>th</sup> – 13<sup>th</sup> Sept. 2012. *Total 32 participants attended, in-house were 9 and outside 23 faculty members from constituent colleges.*
- 7) 6<sup>th</sup> Basic Course Workshop on Medical Education Technology was conducted from 21<sup>st</sup> to 23<sup>rd</sup> Nov. 2012. *Total 34 participants attended, in-house were 13 and outside 21 faculty members from constituent colleges.*
- 8) 7<sup>th</sup> Basic Course Workshop under the observership of Dr. Payal Bansal, Convener – MCI's Regional Training Centre, MUHS, Pune, was conducted from 4<sup>th</sup> to 6<sup>th</sup> February 2013. *Thirty-eight in-house faculty from J.N.M.C., attended the workshop.*
- 9) 8<sup>th</sup> Basic Course Workshop on Medical Education Technology was conducted from 12<sup>th</sup> to 14<sup>th</sup> Feb. 2013. *Total 35 participants attended, in-house were 08 and outside 27 faculty members from constituent colleges.*
- 10) 9<sup>th</sup> Basic Course Workshop on Medical Education Technology was conducted from 15<sup>th</sup> to 17<sup>th</sup> May 2013. *Total 29 participants attended, in-house were 10 and outside 19 faculty members from constituent colleges.*
- 11) 10<sup>th</sup> Basic Workshop on Medical Education Technology was conducted from 21<sup>st</sup> to 23<sup>rd</sup> August 2013. *Total 29 participants attended, in-house were 07 and outside 22 faculty members from constituent colleges.*
- 12) 11<sup>th</sup> Basic Course Workshop on Medical Education Technology was conducted from 20<sup>th</sup> to 22<sup>nd</sup> November 2013. *Total 28 participants attended, in-house were 09 and outside 19 faculty members from constituent colleges.*
- 13) 12<sup>th</sup> Basic Course Workshop on Medical Education Technology was conducted from 12<sup>th</sup> to 14<sup>th</sup> February 2014. *Total 30 participants attended, in-house were 09 and outside 21 faculty members from constituent colleges.*
- 14) 13<sup>th</sup> Basic Course Workshop on Medical Education Technology was conducted from 7<sup>th</sup> to 9<sup>th</sup> May 2014. *Total 27 participants attended, in-house 7 and outside 20 faculty members from constituent colleges.*
- 15) 14<sup>th</sup> Basic Course Workshop on Medical Education Technology was conducted from 6<sup>th</sup> to 8<sup>th</sup> August 2014. *Total 30 participants attended, inhouse 6 and outside 24 faculty members from constituent colleges.*
- 16) 15<sup>th</sup> Basic Course Workshop on Medical Education Technology was conducted from 20<sup>th</sup> to 22<sup>nd</sup> Jan. 2015. *Total 29 participants attended, in-house 6 and outside 23 faculty members from constituent colleges.*
- 17) 16<sup>th</sup> Basic Course Workshop on Medical Education Technology was conducted from 24<sup>th</sup> to 26<sup>th</sup> August 2015. *Total 28 participants attended, in-house 4 and outside 24 faculty members from constituent colleges.*
- 18) 17<sup>th</sup> Basic Course Workshop on Medical Education Technology was conducted from 1<sup>st</sup> to 3<sup>rd</sup> Dec. 2015. *Total 28 participants attended, in-house 1 and outside 27 faculty members from constituent colleges.*

Date: 22/01/16

*Bansal*

Signature with stamp Dean/Principal/Director

PRINCIPAL  
Jawaharlal Nehru Medical College  
BELAGAVI

- 19) First onsite session of Advance Course in Medical Education (Fellowship in Medical Education) was conducted by MCI NODAL Centre from 9<sup>th</sup> to 12<sup>th</sup> September, 2014. Total 20 participants (in-house 7 and outside 13 faculty members from constituent colleges) attended the workshop.
- 20) Second onsite session of Advance Course in Medical Education (Fellowship in Medical Education) was conducted by MCI NODAL Centre from 3<sup>rd</sup> to 9<sup>th</sup> April 2015. Total 30 participants (in-house 2 and outside 28 faculty members from constituent colleges) attended the workshop.
- 21) Third onsite session of Advance Course in Medical Education (Fellowship in Medical Education) was conducted by MCI NODAL Centre from 3<sup>rd</sup> to 9<sup>th</sup> October 2015. Total 25 participants (in-house 2 and outside 23 faculty members from constituent colleges) attended the workshop.

**Co-ordinators Meet:**

1. Co-ordinators Meet was conducted on 26<sup>th</sup> November 2011. Representatives from 10 constituent colleges attended the meet.
2. Co-ordinators Meet was conducted on 24<sup>th</sup> November 2012. Representatives from 8 constituent colleges attended the meet.
3. Co-ordinators Meet was conducted on 23<sup>rd</sup> November 2013. Representatives from 11 constituent colleges attended the meet.
4. Co-ordinators Meet was conducted on 23<sup>rd</sup> January 2015. Representatives from 9 constituent colleges attended the meet.
5. One day sensitization Program was conducted on 30<sup>th</sup> July 2015. Representative from J.N.M.C. attended the meet (26 members).
6. One day sensitization Program was conducted on 27<sup>th</sup> August 2015. Representatives from 15 medical colleges attended the meet.
7. One day sensitization Program was conducted on 4<sup>th</sup> Dec. 2015. Representatives from 14 medical colleges attended the meet.

Date: 24/2/16

*Principal*

Signature with stamp Dean/Principal/Director

*MK*  
25/2/16  
PRINCIPAL  
Jawahar Medical College  
Bhubaneswar

Details of faculty who have undergone basic course workshop in *Medical Education Technology* at the allocated MCI Regional Centre:

- Dr. Jayasheela G. Bagi, Associate Professor of Physiology attended the basic course MET workshop at St. John's Medical College, Bangalore, from 4<sup>th</sup> to 6<sup>th</sup> November 2009.
- Dr. Smita S. Sonoli, Associate Professor of Biochemistry attended the basic course MET workshop at St. John's Medical College, Bangalore, from 17<sup>th</sup> to 19<sup>th</sup> November 2010.

Details of faculty who have undergone advanced course workshop in *Medical Education Technology* at the allocated MCI Regional Centre:

➤ Details of faculty who have undergone MCI Advance Course Workshop at CMC, Ludhiana:

- Dr. Sunita Patil, Asso. Professor of Pathology attended the onsite session of Advance Course at CMC, Ludhiana from 25<sup>th</sup> to 28<sup>th</sup> August 2014.
- Dr. Nayana Hashilkar, Asso. Professor of Pharmacology attended the onsite session of Advance Course at CMC, Ludhiana from 25<sup>th</sup> to 28<sup>th</sup> August 2014.
- Dr. Padmaja Walvekar, Professor of Community Medicine attended the onsite session of Advance Course at CMC Ludhiana from 24<sup>th</sup> to 28<sup>th</sup> Feb. 2015.

➤ Details of faculty who have undergone MCI Advance Course Workshop at J. N. Medical College, Belgaum: from 9<sup>th</sup> to 12<sup>th</sup> September 2014:

- Dr. Shashikant S. Torgal, Prof. of Pharmacology.
- Dr. Deepti Mohan Kadeangadi, Asso. Prof of Community Medicine.
- Dr. Vanishree B. Jabannavar, Asst. Prof of Biochemistry
- Dr. Rekha Nayaka M R, Asst. Prof of Pharmacology
- Dr. Madhumati Kamat, Asst. Prof of Microbiology
- Dr. Sunil S. Vernekar, Asst. Prof of Physiology.
- Dr. Ashwini Ratnakar, Asst. Prof. of Pathology.

Date: 24/2/16



Signature with stamp Dean/Principal/Director

  
**PRINCIPAL**  
**Jawaharlal Nehru Medical College**  
**BELAGAVI**



- *Details of faculty who have undergone MCI Advance Course Workshop at J. N. Medical College, Belgaum: from 3<sup>rd</sup> to 9<sup>th</sup> April 2015:*
  - Dr. Sheetal Harakuni, Assoc. Prof. of Microbiology.
  - Dr. Abhilasha Sampager, Asst. Prof. of Paediatrics.
  
- *Details of faculty who have undergone MCI Advance Course Workshop at J. N. Medical College, Belgaum: from 3<sup>rd</sup> to 9<sup>th</sup> Oct. 2015:*
  - **Dr. Smita S. Sonoli, Professor & HOD of Biochemistry.**
  - **Dr. Vinita Metgudmath, Assoc. Professor of ENT.**

Feedback evaluation of workshops and action taken reports on the basis of feedback obtained (comments in the annexure 1)

- Copy enclosed - Enclosed - Annexure No. III.

**1.17 Continuing Medical Education : (Information not required for LOP inspection)**

Details of CMEs/workshop organized by the college held in the past 1 year: Jan. to Dec. 2015.

- Conference - 2, CME - 32, Workshops 111, National Seminar 3, and UG/PG/Interns Orientation - 5.

Details of the credit hours awarded for the past one year (details/comments in annexure)

- 3493.45 Hours. - List enclosed Annexure No. IV.

Date: 24/2/16

*Handwritten signature*

Signature with stamp Dean/Principal/Director  
 PRINCIPAL  
 Jawaharlal Nehru Medical College  
 BELAGAVI

**1.18 College Council:** (Information not required for LOP inspection)

- Name, designation, contact no. and address of the President & Secretary.
  - **Dr. (Mrs.) N.S. Mahantashetti, Chairperson - College Council, & Principal & Prof. of Paediatrics, J.N. Medical College, Belgaum, Contact No: 0831-2470825, 2471350, Resi: 0831-2470650, Mobile - 9448157237. Email: principal@jnmc.edu**
  - **Dr. V.A. Kothiwale, Member-Secretary - College Council, & Prof. of General Medicine, J.N. Medical College, Belgaum, Contact No.0831-2470825, 2471350, Resi. 0831-2470456, Mobile - 9448119899.**
- Composition of the Council (HODs as members & Principal / Dean as chairperson)

Chairman	:	Principal of the College, JNMC, Belgaum.
Member-Secretary	:	Vice-Principal of the College, JNMC, Belgaum.
Members	:	<ul style="list-style-type: none"> <li>• All the Heads of the Departments.</li> <li>• Registrar - KLE University, Belgaum (Hon. Vice-Chancellor's Nominee).</li> <li>• Medical Superintendent - KLES Dr. Prabhakar Kore Charitable Hospital, Belgaum.</li> <li>• <b>Special Invitees:</b></li> <li>• Dr. A. S. Godhi, Former Principal - JNMC &amp; Professor of Surgery, JNMC, Belgaum.</li> <li>• Dr. A.P. Hogade, Vice-Principal &amp; Academic Co-ordinator for Pre and Para Clinical Subjects.</li> <li>• Dr. B. Srinivas, Academic Co-ordinator for Medicine &amp; Allied Subjects.</li> <li>• Dr. A.L. Tenagi, Academic Co-ordinator for Surgery &amp; Allied Subjects.</li> <li>• Dr. A.O. Saroja, Academic Co-ordinator for Super-speciality Subjects.</li> </ul>

- No. of times the College Council meets per year (min 4) : **12 Sessions (Last week of every month).**
- Action taken report on College Council Meetings (details/comments in annexure II): **College Council meeting minutes provided.**

Date: 24/2/16

Signature with stamp Dean/Principal/Director

**PRINCIPAL**  
Jawahar Medical College

*[Handwritten signature]*

**1.19 PG Course: If the college is running PG course; Please mention the intake of PG seats subject wise**

Sr No.	Subject	No. of Permitted seats	No. of recognized seats	Remarks
1.	M.D. General Medicine.	15	11	▪ 4 Seats increased from 2013-14 and MCI inspection is due for recognition in 2016.
2.	M.S. General Surgery.	12	10	▪ 2 Seats increased from 2013-14 and MCI inspection is due for recognition in 2016.
3.	M.S. Obstetrics & Gynaecology.	7	6	▪ 1 Seat increased from 2013-14 and MCI inspection is due for recognition in 2016.
4.	M.D. Paediatrics.	5	3	▪ 2 Seats increased from 2013-14 and MCI inspection is due for recognition in 2016.
5.	M.S. Orthopaedics.	4	4	--
6.	M.S. Ophthalmology.	5	5	--
7.	M.S. E.N.T.	5	5	--
8.	M.D. Dermatology, Venereology & Leprosy	3	2	▪ 1 Seat increased from 2013-14 and MCI inspection is due for recognition in 2016.
9.	M.D. Anaesthesiology.	5	5	--
10.	M.D. Radio-diagnosis.	6	4	▪ 2 Seats increased from 2013-14 and MCI inspection is due for recognition in 2016.
11.	M.D. Pulmonary Medicine.	3	2	▪ 1 Seat increased from 2013-14 and MCI inspection is due for recognition in 2016.
12.	M.D. Psychiatry.	3	2	▪ 1 Seat increased from 2013-14 and MCI inspection is due for recognition in 2016.
13.	M.D. Pathology.	5	4	▪ 1 Seat increased from 2013-14 and MCI inspection is due for recognition in 2016.
14.	M.D. Microbiology.	4	4	--
15.	M.D. Pharmacology.	4	4	--
16.	M.D. Community Medicine.	6	5	▪ 1 Seat increased from 2013-14 and MCI inspection

Date: 20/2/16

Signature with stamp Dean/Principal/Director

*Ranjit*

PRINCIPAL

Jawaharlal Nehru Medical College  
BELAGAVI

				is due for recognition in 2016.
17.	M.D. Forensic Medicine & Toxicology	2	2	--
18.	M.D. Anatomy.	4	2	▪ 2 Seats increased from 2011-12.
19.	M.D. Physiology.	4	2	▪ 2 Seats increased from 2011-12.
20.	M.D. Biochemistry.	3	2	▪ 1 Seats increased from 2011-12.
21.	Diploma in Obstetrics & Gynaecology (DGO)	12	12	--
22.	Diploma in Child Health (DCH)	6	6	--
23.	Diploma in Orthopaedics (D'Ortho)	6	6	--
24.	Diploma in Ophthalmic Surgery (DOMS)	10	10	--
25.	Diploma in Oto-Rhino-Laryngology(DLO)	8	8	--
26.	Diploma in Dermatology, Venereology and Leprosy (DVD)	2	2	--
27.	Diploma in Anaesthesiology	10	10	--
28.	Diploma in Radio-diagnosis (DMRD)	6	6	--
29.	Diploma in Clinical Pathology (DCP)	8	8	--
30.	Diploma in Public Health (DPH)	4	4	--
31.	Diploma in Forensic Medicine (DFM)	4	4	--
32.	D.M. Neurology.	2	1	▪ 1 Seat increased from 2011-12 for which MCI has already conducted the inspection on 21/07/2015 for

Date: 26/2/16

Signature with stamp Dean/Principal/Director

PRINCIPAL

Jawaharlal Nehru Medical College  
BELAGAVI

				recognition of the said seat and report is awaited.
33.	D.M. Cardiology.	3	2	<ul style="list-style-type: none"> <li>1 Seat increased from 2013-14 and MCI inspection is due for recognition in 2016.</li> </ul>
34.	D.M. Cardiac Anaesthesia.	1	-	<ul style="list-style-type: none"> <li>MCI permitted to start this new course with annual intake of one student per year from 2011-12. The MCI inspection for recognition of the same has already been conducted and compliance sought has been submitted.</li> </ul>
35.	M.Ch. Urology.	3	1	<ul style="list-style-type: none"> <li>1 Seat increased from 2011-12 for which MCI has already conducted the inspection on 27.07. 2015 for recognition of the said seat and report is awaited.</li> <li>1 Seat increased from 2013-14 and MCI inspection is due for recognition in 2016.</li> </ul>
36.	M.Ch. CTVS.	2	1	<ul style="list-style-type: none"> <li>1 Seat increased from 2013-14 and MCI inspection is due for recognition in 2016.</li> </ul>
37.	M.Ch. Plastic Surgery.	1	1	--
38.	M.Ch. Neuro-Surgery.	1	1	--
39.	M.Ch. Paediatric Surgery.	1	-	<ul style="list-style-type: none"> <li>MCI permitted to start this new course with annual intake of one student per year from 2011-12 for which MCI has conducted the inspection on 22.07.2015 for recognition of the said seat and report is awaited.</li> </ul>

Date: 26/2/16

*Bandal*  
25/02/16

Signature with stamp Dean/Principal/Director

PRINCIPAL

Jawaharlal Institute of Postgraduate Medical Education and Research  
BELLARGI

**1.20 Clinical Material**

Item	Daily average (for last 3 randomly selected months) as provided by institute
O.P.D. attendance  (At the end of OPD timing)	2255 - 2700
Casualty attendance  (24 hrs. data)	175 - 250
No of admissions	155 - 205
No. of discharges	128 - 182
Bed occupancy: No of Beds occupied No of beds required Bed occupancy %	950 - 1000 1040 90% - 95%
<b><u>Operative Work</u></b>	
No, of major surgical operations	29 - 51
No. of minor surgical operations	52 - 77
No. of normal deliveries	15 - 20
No. of caesarian sections	4 - 5

Date: 24/2/16

*Revised*  
24/02/16

Signature with stamp Dean/~~Principal~~/Director  
**Jawahar's Medical College**  
**BELGAUM**

Item	Daily average (for last 3 randomly selected months) as provided by institute	
	O.P.D	I.P.D
<b><u>Radiological Investigations</u></b>		
X-ray	98 -162	200 - 275
Ultrasonography	95 - 125	100 - 150
OBG USG	20 - 25	8 - 10
Barium, IVP etc.	2 - 4	4 - 6
C.T. Scan	20 - 25	15 - 20
MRI	20 - 25	15 - 20
<b><u>Laboratory Investigations - No of Tests</u></b>	<b>O.P.D</b>	<b>I.P.D</b>
Biochemistry	355 - 405	1305 - 1405
Microbiology	103 - 115	70 - 100
Serology	95 - 105	150 - 170
Haematology	555 - 655	1155 - 1205
Histopathology	7 - 15	30 - 42
<u>Cytopathology</u>	6 - 12	14 - 18
<u>Others</u> - Blood Bank.	62 - 72	152 - 172

Date: 24/2/16

*Handwritten signature*  
25/02/16

Signature with stamp Dean/Principal/Director

**PRINCIPAL**  
**Jawaharlal Nehru Medical College**  
**BELAGAVI**


Item	Daily average (for last 3 randomly selected months )as provided by institute
Any other (HIV/AIDS, DOTs, Malaria etc)	<p>ICTC / PPTCT Centre and RNTCP Centre which are Govt. schemes are functioning in the Hospital.</p> <p>During Jan. to Dec. 2015:</p> <ul style="list-style-type: none"> <li>❖ ICTC/PPTCT - <ul style="list-style-type: none"> <li>▪ Total HIV Tested ... 13,361.</li> <li>▪ Positive Detected .... 111.</li> </ul> </li> <li>❖ RNTCP - <ul style="list-style-type: none"> <li>▪ Total Sputum Examined ... 1919</li> <li>▪ Found positive ... 132</li> <li>Total DOTs ... 288</li> </ul> </li> </ul>

Date: 20/4/16  
*(Signature)*  
 20/04/16

*(Signature)*  
 Signature with stamp Dean/Principal/Director  
**PRINCIPAL**  
**Jawaharlal Nehru Medical College**  
**BELAGAVI**




## 1.21 College Website

Sr. No.	Details of information	Provided or not (with no & date)
1	Dean, Principal & M.S.	Yes, provided.
2	Staff-Teaching & non Teaching*	Yes, provided.
3	CME, Conference, academic activity conducted	Yes, provided.
4	Awards, achievements received by the faculty.	Yes, provided.
5	Affiliated university and its VC & Registrar.	Yes, provided.
6	Details of the MCs infrastructure a) Academic Facilities (LT, Demo rooms, Common rooms, Labs, Library, Skill lab, Computer Lab, Auditorium): b) Hospital: c) Residential Facilities: Hostel, Cafeteria, Mess, d) Recreation Facilities: Indoor & Outdoor e) Medical Facilities for Students & Staff	Yes, provided. Yes, provided. Yes, provided. Yes, provided. Yes, provided.
7	Citizen Charter	
8	List of students admitted category wise (UG & PG) in current and previous year.	Yes, provided.
9	Results of all examinations in previous year.	Yes, provided.
10	Details of members of the Anti Ragging Committee Members with contact details including landline Ph. mobile, email etc.	Yes, provided. No.1800-180-5222 or 155222 of UGC is displayed. 

Date:

26/2/16

  
 20/07/16

Signature with stamp Dean/Principal/Director

**PRINCIPAL**  
**Jawahar Lal Nehru Medical College**  
 RAIPUR

Sr. No.	Details of information	Provided or not (with no & date)
11	Toll free number to report ragging.	Yes, provided.
12	No. of ragging cases reported to Anti Ragging Committee and Action taken by Anti Ragging Committee.	Nil.

Undertaking - To be given by the Dean/Principal of the Institute

I hereby given an undertaking that :

- (i) The college will admit students only after obtaining the permission from Central Govt.
- (ii) In the event of this declaration turning out to be either incorrect or any part of this declaration subsequently turning out to be incorrect or false, it is understood and accepted that the undersigned shall be responsible for any such misdeclaration or misstatement.
- (iii) In case, the declaration made by me is found to be false in any material point then necessary Civil / Criminal proceedings, including prosecution under Section 199 of the Indian Penal Code, 1860, may be initiated against me by the Competent Authority.
- (iv) The college has obtained all requisite statutory approvals.
- (v) The college has fulfilled all requirements as per the applicable Minimum Standard Requirement for the Medical College Regulations, 1999.
- (vi) The mandatory requirements laid down by the Persons with Disabilities Act are met by the college.

Date: 26/2/16

*Signature*  
*Dr. R.N. Mandal*  
 25/2/2016

*Information provided by the Principal -*

*Signature*  
*Dr. P.K. Lamphar*  
 25/2/2016

*Signature with stamp Dean/Principal/Director*  
*Dr. Balkrishna Adetil*  
 25/2/2016

*Signature*  
 PRINCIPAL  
 Jawaharlal Nehru Medical College  
 BELAGAVI

DI-155343  
29-2-16

**MEDICAL COUNCIL OF INDIA**  
**ASSESSMENT FORM FOR 200 - MBBS ADMISSIONS REPORT**  
**(INCREASE IN ADMISSION CAPACITY FROM 150 TO 200 )**

**Part A-II**  
**(to be filled by the Assessors)**

**1.1 Type of Assessment**

U/S 10A-regular/compliance: Letter of Permission ( ), 1<sup>st</sup> renewal ( ), 2<sup>nd</sup> renewal ( ), 3<sup>rd</sup> renewal ( ), 4<sup>th</sup> renewal ( )

U/S 11- Recognition - Regular  / ~~Compliance~~

Continuation of Recognition / Compliance ( )

Any Other: \_\_\_\_\_

Name of the Institution	:	KLE UNIVERSITY'S JAWAHARLAL NEHRU MEDICAL COLLEGE, BELGAUM.		
Address	:	NEHRU NAGAR, BELGAUM - 590 010, KARNATAKA.		
Telephone No.	:	0831-2471350, 0831-2470825, Resi.: 0831-2470235. Mobile - 09448157237		
E-mail	:	principal@jnmc.edu		
Council Letter No & Date	:	MCI-37(1)(UG)RECG-7/2016-17MED/dated 22-2-2016		
Assessment Date:		24 <sup>th</sup> & 25 <sup>th</sup> February 2016	Last Assessment Date :	19 <sup>th</sup> January 2016.
PG Courses	:	Yes <input checked="" type="checkbox"/> / No		

*Randul*  
*25/02/2016*  
Signatures of the Assessors & Date  
Dr. R. N. Mandal -

*SD*  
*25/2/16*

*Signature*

*MLH*  
Signatures: **PRINCIPAL** Principal & Date  
Jawaharlal Nehru Medical College  
BELAGAVI


## Particulars of Assessors

Name of the Assessors	Correspondence Address	Contact No	Email
Dr. R. N. Mandal, (Co-ordinator)	Director Professor, Dept. of Paediatrics, Maulana Azad Medical College, NEW DELHI.	9968604306	mmravi@yahoo.com
Dr. Balkrishna Adsul.	Professor, Dept. of Community Medicine, L.T.M. Medical College, Sion, Mumbai.	9323960489	adsulbb@gmail.com
Dr. P.K. Lamghare.	Professor & HOD, Dept. of Radiology, B.J. Medical College, Pune, Maharashtra.	09422201393	drlamghare@gmail.com
Dr. ShamsUddin,	Professor & HOD, Dept. of ENT/Otorhinolaryngology, Silchar Medical College, Silchar, Assam.	09435070835	dr.uddinshams@gmail.com



Signatures of the Assessors &amp; Date





  
Signatures of Dean/Principal & Date

**PRINCIPAL**  
**Jawaharlal Nehru Medical College**  
**BELAGAVI**

## 1.2. The College has following


The campus is. Total 101 Acres.	unitary <sup>✓</sup> /divided into _____ parts
Building Plan approval from the competent authority.	Name Belgaum City Corporation, Belgaum.
Building Use/ Occupancy Certificate from the competent authority.	Name - Belgaum City Corporation, Belgaum.

1.3 Dean/Principal: Dr. (Mrs.) N. S. Mahantashetti, M.D. (Paediatrics), ~~M.S.~~ with 27 years, 6 months of teaching experience \_\_\_\*\_\_\_ yrs of professor & \_\_\_\*\_\_\_ yrs of experience of Asso Prof and \_\_\_\*\_\_\_. She is also holding the post of Professor in the Department of Paediatrics.

## \*Teaching/ Administrative Experience -

- Principal .. 08.09.2014 to Till date (1 year, 5 months)
- Vice-Principal .. 06.01.2006 to 07.09.2014 (8 years, 8 months, 1 day)
- Professor & HOD of Paediatrics .. 01.11.2004 to 30.03.2010 (5 years, 4 months, 29 days).
- Professor .. 01.09.2003 to Till date (12 years, 5 months)
- Associate Professor .. 01.01.1997 to 31.08.2003 (6 years, 8 months).
- Lecturer / Assistant Professor .. 01.07.1988 to 31.12.1996 (8 years, 7 months).


Dean Office is located in main building of the college/building along with the administrative block. Adequate space (as per MSR guidelines by MCI) and other required facilities (as given in the table below) are provided<sup>✓</sup> /~~not provided~~ to the administrative staff.

  
Signatures of the Assessors & Date








  
Signatures of Dean/Principal & Date  
**PRINCIPAL**  
**Jawaharlal Nehru Medical College**  
**BELAGAVI**

Office Space Requirement	Requirement Space (mts)	Available
Dean/Principal Office	36	75.69 Sq. mt. Available.
Staff Room	54	60.00 Sq. mt. Available.
College Council Room	80	137.24 Sq. mt. Available.

#### 1.4 Medical Education Unit (MEU):

1. The Department of Medical Education of J.N. Medical College has been **Recognized by the Medical Council of India, New Delhi, as one of the Regional Centres to train medical faculty in “Medical Education Technologies”** and we have been assigned faculties of 19 medical colleges of North Karnataka for training **(vide MCI letter No. MCI-Academics/2011/24 dated 01.04.2011)**. Since then we have conducted fifteen training programmes on “Medical Education Technologies” for the teachers of the colleges assigned to our centre and trained 541 teachers.
2. Our Regional Training Center has been upgraded to **“NODAL Centre”** to provide advanced training in medical education technologies by Medical Council of India, New Delhi (vide MCI letter No. MCI-Academics/2014.118863 dated 09.07.2014). Forty-two medical colleges have been attached to our NODAL Centre (19 medical colleges from Karnataka, 22 from Andhra Pradesh and 1 from Goa). Dr. Sunita Patil, M.D. (Patho), PGDHPE, FAIMER Fellow, Associate Professor is Convener and Dr. Nayana Hashilkar, M.D. (Pharmac.), PGDHPE, Associate Professor is Co-convener of the NODAL Center. The NODAL Centre has been inaugurated by Dr. M. Rajalakshmi, Chief Consultant – Academic Cell, Medical Council of India, New Delhi, on 9<sup>th</sup> of September 2014, which was followed by 4 days’ onsite session of Advance Course in Medical Education. Total 20 participants (7 in house and 13 outside faculty) from constituent colleges) attended the onsite sessions.

  
Signatures of the Assessors & Date








  
Signatures of Dean/Principal & Date  
Principal  
Jawaharlan Nehru Medical College  
BELAGAVI

3. The second onsite session was conducted from 3<sup>rd</sup> to 9<sup>th</sup> April 2015. A total of 30 new participants registered for the course (inhouse 2 and 28 from constituent colleges) from 20 medical colleges, Andhra Pradesh, Telangana, North Karnataka and Goa. All 20 participants from the first batch presented their posters on the overlap day. Dr. Sajith Kumar, Convenor, MCI's Nodal Centre Govt. Medical College, Kottayam attended the course as a National Consultant on behalf of MCI from 6<sup>th</sup> to 8<sup>th</sup> April 2015. Dr. Ved Praksah Mishra, Chairman, Academic Committee of MCI visited the MCI Nodal Centre at JNMC on the overlap day of the two batches i.e. is on 7<sup>th</sup> April 2015 and addressed the participants.
4. The MCI Advance Course has been renamed as "Fellowship in Medical Education (FIME) by Medical Council of India vide letter No. MCI-Academic/2015/109180-109200 dated 27/05/2015. Henceforth, the MCI Advance Course will be called as "Fellowship in Medical Education" (FIME).
5. The onsite session of 3<sup>rd</sup> FIME was conducted from 3<sup>rd</sup> to 9<sup>th</sup> Oct. 2015. A total of 25 new participants registered for the course (in-house 2 and 23 from constituent colleges) from 22 medical colleges of Andhra Pradesh, Telangana, North Karnataka and Goa. Twenty-seven participants from the first batch presented their posters on the overlap day. Dr. Tripti Srivastava, Convener, MCI's Nodal Centre, J.N.M.C., Wardha, Maharashtra attended the course as a National Consultant on behalf of MCI from 6<sup>th</sup> to 8<sup>th</sup> Oct. 2015.
6. Main Conference Unit consists of Main Conference Hall of 1062.08 Sq. ft. with seating capacity of 50 people, Staff room of 555 Sq. ft and Chairman's room of 18.25 Sq. ft. are available.



Signatures of the Assessors & Date


  
 Signatures of Dean/Principal  
 Jawaharlal Nehru Medical College  
 BELAGAVI

Available as per Regulations	: Yes✓ /No
Name of the MEU coordinator	: <ul style="list-style-type: none"> <li>➤ Dr. Sunita Y. Patil, Convener - MCI NODAL Centre for Faculty Development in Medical Education &amp; Associate Professor of Pathology, J.N. Medical College, Belgaum.</li> <li>➤ Dr. Nayana K. Hashilkar, Co-convener - MCI NODAL Centre for Faculty Development in Medical Education, &amp; Associate Professor of Pharmacology, J.N. Medical College, Belgaum.</li> <li>➤ Dr. (Mrs.) Padmaja R. Walvekar, Co-Convener (In-charge of Basic MET), MCI NODAL Centre for Faculty Development in Medical Education, &amp; Professor of Community Medicine , J. N. Medical College, Belgaum</li> </ul>



Signatures of the Assessors & Date







  
**PRINCIPAL**  
 Signatures of Dean Medical College  
**Jawaharalal Nehru Medical College**  
**BELAGAVI**



## Name, Designation &amp; Experience of affiliated faculty

Sl. No.	Name & Designation	Designation in DOME	Years of Experience in Medical Education
1.	Dr. (Mrs.) N.S. Mahantashetti, Principal & Prof. of Pediatrics.	Chairperson.	13
2.	Dr. V. D. Patil, Professor of Paediatrics.	Member.	18
3.	Dr. V.A. Kothiwale, Vice-Principal & Prof. of Medicine.	Member	13
4.	Dr. Ashok S. Godhi, Prof. of Surgery.	Member	13
5.	Dr. S.S. Goudar, Professor of Physiology	Member	25
6.	Dr. Roopa M. Bellad, Prof. & HOD of Pediatrics.	Member	8
7.	Dr. Rekha S. Patil, Prof. & HOD of Medicine.	Member	7
8.	Dr. S.C. Metgud, Prof. of Surgery.	Member	8
9.	Dr. Smitha Sonoli, Prof. & HOD of Biochemistry.	Member	7
10.	Dr. Shilpa Bhimalli, Asso. Prof. of Anatomy.	Member	4
11.	Dr. Jayasheela G. Bagi, Asso. Prof. of Physiology.	Member.	2
12.	Dr. Sheetal Harakuni, Asso. Prof. of Microbiology	Member.	1
13.	Dr. Bhagyashri Hunagund, Asso. Prof. of Pathology.	Member.	1
14.	Dr. Somashekhar Pujar, Asso. Prof. of Forensic Medicine & Toxicology.	Member.	1
15.	Dr. Deepti Kadeangadi, Asso. Prof. of Comm. Med.	Member.	1
16.	Dr. Sunita Y. Patil, Asso. Prof. of Pathology.	Convener - MCI NODAL Centre and Member - DOME, JNMC.	7
17.	Dr. Nayana K. Hashilkar, Asso. Prof. of Pharmac.	Co-Convener - MCI NODAL Centre and Member - DOME, JNMC.	6
18.	Dr. Padmaja R. Walvekar, Prof. of Comm. Medicine.	Co-Convener (In-charge of Basic MET) - MCI NODAL Centre and Member-Secretary - DOME, JNMC.	11

Signatures of the Assessors & Date

Signature of the Principal & Date  
Principal  
Jawaharlal Nehru Medical College  
BELAGAVI


## MCI NODAL CENTRE FOR FACULTY DEVELOPMENT

Sl. No.	Name & Designation	Designation
1.	Dr. Sunita Patil, Asso. Prof. of Pathology	Convener - MCI NODAL Centre for Faculty Development.
2.	Dr. Nayana Hashilkar, Asso. Prof. of Pharmacology	Co-convener - MCI NODAL Centre for Faculty Development.
3.	Dr. Padmaja R. Walvekar, Prof. of Community Medicine.	Co-Convener, In-Charge of Basic MET, MCI NODAL Centre for Faculty Development.
4.	Dr. V.D. Patil, Professor of Paediatrics.	Resource Faculty.
5.	Dr. (Mrs.) N.S. Mahantashetti, Principal & Prof. of Paediatrics	Resource Faculty.
6.	Dr. Roopa M. Bellad, Prof. & HOD of Paediatrics	Resource Faculty.
7.	Dr. Jyoti M. Nagmoti, Prof. & HOD of Microbiology.	Resource Faculty.
8.	Dr. Sheeta Harakuni, Assoc. Prof. of Microbiology.	Resource Faculty.
9.	Dr. Deepti Kadangadi, Assoc. Prof. of Community Medicine.	Resource Faculty.
10.	Dr. Somashekhar Pujar, Assoc. Prof. of Forensic Medicine & Toxicology.	Resource Faculty.
11.	Dr. Bhagyashri Hunagund, Assoc. Prof. of Pathology.	Resource Faculty.
12.	Dr. Jayasheela G. Bagi, Assoc. Prof. of Physiology.	Resource Faculty.
13.	Dr. Shilpa Bhimalli, Assoc. Prof. of Anatomy.	Resource Faculty.



Signatures of the Assessors &amp; Date




Signatures of the Principal & Date  
**PRINCIPAL**  
**Jawaharlal Nehru Medical College**  
**BELAGAVI**

<p>Name of the MCI Regional ( Nodal) Centre where above training has been undertaken</p>	<p>: &gt; Dr. Sunita Y. Patil, Convener - MCI NODAL Centre attended above training at Medical Education Technology Cell, MUHS, Pune. Dates of training - 23<sup>rd</sup> to 25<sup>th</sup> March 2011 (Basic Course Workshop) 26<sup>th</sup> March 2011 (Orientation Programme for MEU Co-ordinators).</p> <p>&gt; Dr. Nayana K. Hashilkar, Co-convener - MCI NODAL Centre attended above training at St. John's Medical College, Bangalore. Dates of Training - 4<sup>th</sup> to 6<sup>th</sup> November 2009.</p> <p>&gt; Dr. (Mrs.) Padmaja R. Walvekar, Co-Convener (In-charge of Basic MET), MCI NODAL Centre attended the Basic Course Workshop and Co-ordinators Meet at MUHS, Pune from 23<sup>rd</sup> to 26<sup>th</sup> March 2011.</p>
<p>Details of the Orientation programme and Basic Course Workshop undergone by MEU(No. of programmes organized during Academic year, No. of People attended, proceedings (to be verified at the time of assessment)</p>	<p>: &gt; Convener - MCI NODAL Centre - Dr. Sunita Y. Patil, attended the Orientation Programme and Basic course workshop at Medical Education Technology Cell, MUHS, Pune, from 23<sup>rd</sup> to 26<sup>th</sup> March 2011.</p> <p>&gt; Co-convener - MCI NODAL Centre - Dr. Nayana K. Hashilkar attended the Basic Course Workshop at St. John's Medical College, Bangalore, from 4<sup>th</sup> to 6<sup>th</sup> November 2009.</p>




Signatures of the Assessors & Date



Signatures of **PRINCIPAL** & Date  
**Jawaharlal Nehru Medical College**  
**BELAGAVI**

	<p>➤ Co-Convener (In-charge of Basic MET), MCI NODAL Centre for Faculty Development in Medical Education Dr. (Mrs.) Padmaja R. Walvekar, attended the Basic Course Workshop and Co-ordinators Meet at MUHS, Pune from 23<sup>rd</sup> to 26<sup>th</sup> March 2011.</p> <p>➤ <u>No. of programmes organized in the academic year 2015-16 :</u></p> <ul style="list-style-type: none"> <li>▪ 3 Basic Course Workshops on Medical Education Technologies by MCI NODAL Centre - JNMC, Belgaum.</li> <li>▪ 2 Onsite sessions of Advance Course in Medical Education (FIME) by MCI NODAL Centre - JNMC, Belgaum.</li> <li>▪ 1 Co-ordinators Meet.</li> <li>▪ 3 Orientation Programs.</li> </ul> <p><u>No. of people attended - 2015-16:</u></p> <ol style="list-style-type: none"> <li>1. Workshop - 29 faculty members.</li> <li>2. Workshop - 28 faculty members.</li> <li>3. Workshop - 28 faculty members.</li> <li>4. Second onsite session - 30 faculty members.</li> <li>5. Third onsite session - 25 faculty members.</li> </ol>
--	--

  
Signatures of the Assessors & Date







  
Signatures of Dean/Principal & Date  
**PRINCIPAL**  
**Jawaharlal Nehru Medical College**  
**BELAGAVI**

		6. Co-ordinators Meet - 9 faculty members. 7. 1 <sup>st</sup> Orientation Program - 26 faculty members. 8. 2 <sup>nd</sup> Orientation Program - 24 faculty members. 9. 3 <sup>rd</sup> Orientation Program - 26 faculty members.
Date/s of the above workshops	:	1. Workshop - 20 <sup>th</sup> to 22 <sup>nd</sup> Jan. 2015 (3 days) 2. Workshop - 24 <sup>th</sup> to 26 <sup>th</sup> Aug. 2015 (3 days) 3. Workshop - 1 <sup>st</sup> to 3 <sup>rd</sup> Dec. 2015 (3 days). 4. Second onsite Advance Course - 3 <sup>rd</sup> to 9 <sup>th</sup> April 2015 (7 days) 5. Third onsite Advance Course (FIME) - 3 <sup>rd</sup> to 9 <sup>th</sup> Oct. 2015 (7 days). 6. Co-ordinators Meet - 23 <sup>rd</sup> January 2015 (1 day). 7. 1 <sup>st</sup> Orientation Program - 30 <sup>th</sup> July 2015 (1 day) 8. 2 <sup>nd</sup> Orientation Program - 27 <sup>th</sup> Aug. 2015 (1day) 9. 3 <sup>rd</sup> Orientation Program - 4 <sup>th</sup> Dec. 2015 (1 day).
Details & Duration of Workshops in Medical Education Technology conducted by MEU	:	As given above.
Details of faculty who have undergone basic course workshop in <i>Medical Education Technology</i> at the allocated MCI Regional Centre	:	➤ Dr. Jayasheela G. Bagi, Associate Professor of Physiology attended the Basic course MET workshop at St. John's Medical College, Bangalore, from 4 <sup>th</sup> to 6 <sup>th</sup> November 2009. ➤ Dr. Smita S. Sonoli, Associate Professor of Biochemistry attended the Basic course MET workshop at St. John's Medical College, Bangalore, from 17 <sup>th</sup> to 19 <sup>th</sup> November 2010.

Signatures of the Assessors & Date

Signatures of the Principal & Date  
**PRINCIPAL**  
**Jawaharlal Nehru Medical College**  
**BELAGAVI**

Details of faculty who have undergone advanced course workshop in *Medical Education Technology* at the allocated MCI Regional Centre

Details of faculty who have undergone MCI Advance Course Workshop at CMC, Ludhiana:

- Dr. Sunita Patil, Asso. Professor of Pathology attended the onsite session of Advance Course at CMC, Ludhiana from 25<sup>th</sup> to 28<sup>th</sup> August 2014.
- Dr. Nayana Hashilkar, Asso. Professor of Pharmacology attended the onsite session of Advance Course at CMC, Ludhiana from 25<sup>th</sup> to 28<sup>th</sup> August 2014.
- Dr. Padmaja R. Walvekar, Professor of Community Medicine attended the onsite session of Advance Course at CMC, Ludhiana from 24<sup>th</sup> to 28<sup>th</sup> Feb. 2015.

Details of faculty who have undergone MCI Advance Course Workshop at J. N. Medical College, Belgaum: from 9<sup>th</sup> to 12<sup>th</sup> September 2014

- Dr. Shashikant S. Torgal, Prof. of Pharmacology.
- Dr. Deepti Mohan Kadeangadi, Asso. Prof of Community Medicine.
- Dr. Vanishree B. Jabannavar, Asst. Prof of Biochemistry
- Dr. Rekha Nayaka M R, Asst. Prof of Pharmacology

Signatures of the Assessors & Date

Signatures of Dean/Principal & Date  
**PRINCIPAL**  
**Jawaharlal Nehru Medical College**  
**BELAGAVI**

	<ul style="list-style-type: none"> <li>➤ Dr. Madhumati Kamat, Asst. Prof of Microbiology</li> <li>➤ Dr. Sunil S. Vernekar, Asst. Prof of Physiology</li> <li>➤ Dr. Ashwini Ratnakar, Asst. Prof. of Pathology.</li> </ul> <p>Details of faculty who have undergone MCI Advance Course Workshop at J. N. Medical College, Belgaum: from 3<sup>rd</sup> to 9<sup>th</sup> April 2015:</p> <ul style="list-style-type: none"> <li>➤ Dr. Sheetal Harakuni, Asso. Prof. of Microbiology.</li> <li>➤ Dr. Abhilasha Sampagar, Asst. Prof. of Paediatrics.</li> </ul> <p>Details of faculty who have undergone MCI Advance Course Workshop at J. N. Medical College, Belgaum: from 3<sup>rd</sup> to 9<sup>th</sup> Oct. 2015:</p> <ul style="list-style-type: none"> <li>➤ Dr. Smita S. Sonoli, Prof. &amp; HOD of Biochemistry.</li> <li>➤ Dr. Vinita Metagudmath, Asso. Prof. of ENT.</li> </ul>
Feedback evaluation of workshops and action taken reports on the basis of feedback obtained	: Copies enclosed.


### 1.5 Continuing Medical Education :

No and Details of CMEs/workshop organized by the college held in the past 1 year	: Conference, Workshop, CME, Seminar etc., conducted during Jan. to Dec. 2015 - 148.
Details of the credit hours awarded for the past one year	: 3493.45 Hours.



Signatures of the Assessors &amp; Date




  
 Signatures of Dean/Principal & Date  
**PRINCIPAL**  
**Jawaharlal Nehru Medical College**  
**BELAGAVI**

## 1.6 College Council :


Name, designation, contact no. and address of the President & Secretary.	<ul style="list-style-type: none"> <li>▪ Dr. (Mrs.) N.S. Mahantashetti, Chairperson - College Council, &amp; Principal &amp; Prof. of Paediatrics, J.N. Medical College, Belgaum, Contact No: 0831-2470825, 2471350, Resi. 0831-2470650, Mobile - 9448157237. Email: principal@jnmc.edu</li> <li>▪ Dr. V.A. Kothiwale, Member-Secretary - College Council, &amp; Prof. of General Medicine, J.N. Medical College, Belgaum, Contact No.0831-2470825, 2471350, Resi. 0831-2470456, Mobile - 9448119899.</li> </ul>
Composition of the Council (HODs as members & Principal / Dean as chairperson)	<ul style="list-style-type: none"> <li>• All the Heads of the Departments.</li> <li>• Registrar - KLE University, Belgaum (Hon. Vice-Chancellor's Nominee).</li> <li>• Medical Superintendent - KLES Dr. Prabhakar Kore Charitable Hospital, Belgaum.</li> <li>• <b>Special Invitees:</b></li> <li>• Dr. A. S. Godhi, Former Principal - JNMC &amp; Professor of Surgery, JNMC, Belgaum.</li> <li>• Dr. A.P. Hogade, Vice-Principal &amp; Academic Co-ordinator for Pre and Para Clinical Subjects.</li> <li>• Dr. B. Srinivas, Academic Co-ordinator for Medicine &amp; Allied Subjects.</li> <li>• Dr. A.L. Tenagi, Academic Co-ordinator for Surgery &amp; Allied Subjects.</li> <li>• Dr. A.O. Saroja, Academic Co-ordinator for Super-speciality Subjects.</li> </ul>

  
Signatures of the Assessors & Date







  
Signatures of Dean/Principal & Date

**PRINCIPAL**  
**Jawaharlal Nehru Medical College**  
**BELAGAVI**



No. of times the College Council meets per year (min 4)	:	12 Sessions (Last week of every month).
Details of college Council meetings where students Welfare was discussed and Action taken report (details / comments in annexure II)	:	College Council Meeting minutes are provided.

- 1.7 **Pharmacovigilance Committee:** Present<sup>✓</sup> / Absent (Annexure)  
 No of meeting in the previous yrs. \_\_\_\_\_ (Minutes to be checked)  
 • Minutes are provided.

1.8 **Examination Hall:**


Requirement	Available
No - 1/2/3 Area - 250 Sq. mt. Capacity - 250	Available - 3 (Three.) Area - 400 sq. mt. each. Seating Capacity - 250 each.

  
Signatures of the Assessors & Date







  
Signatures of Dean/Principal & Date  
**PRINCIPAL**  
**Jawaharlal Nehru Medical College**  
**BELAGAVI**

## 1.9 Lecture Theatres:


	Medical college		Hospital		Comments
	Req	Available	Req	Available	
Number	04	05	01	01	
Capacity	240	240 each.	300	300	
Type (Gallery)	Yes✓ / No		Yes✓ / No		
A.V. Aids	Yes✓ / No		Yes✓ / No		
	<p>All the lecture theatres are air-conditioned, of gallery type and have all the facilities like audio-visual aids including overhead projector, slide projector, LCD projector and a microphone etc.</p> <p>Facility for E-class for teaching-learning is made available in all the lecture theatres through LAN connection. Also the lecture theatres have the facilities for conversion into E-class / Virtual class for teaching.</p> <p>MED-RC E-Learning module has been installed in the college from M/s Smart Tech., Hyderabad and is being regularly updated renewed.</p>				

  
Signatures of the Assessors & Date







  
Signatures of Dean/Principal & Date  
**PRINCIPAL**  
**Jawaharlal Nehru Medical College**  
**BELAGAVI**

**1.10 Library**

Air-conditioned - Yes✓ /No

Working Hours:

- a. Stack room : 09.00 am to 10 pm.  
b. Reading room : 09.00 am to 06.00 am.

	Required	Available	Remarks
Area	3200 Sq.mt.	4039.92 Sq. mt.	Adequate infrastructure and capacity
Student Reading Room (Inside)	200 Capacity	200 Capacity	Adequate infrastructure and capacity
Student Reading Room (Outside)	200 Capacity	300 Capacity	Adequate infrastructure and capacity
Staff Reading Room	40 Persons	45 Persons	Adequate infrastructure and capacity
Room for Resident/PG reading room	--	<ul style="list-style-type: none"> <li>• 1 of 73 Seating capacity and</li> <li>• 1 of 64 Seating Capacity.</li> </ul>	Adequate infrastructure and capacity
Particulars	Required Nos.	Available Nos.	Remarks
No of Books	Not less than 15,000	28,941	Adequate
Journals (Indian)	67	73	Adequate
Journals (Foreign)	33	131	Adequate
Internet Nodes	25	60+8 Nodes.	Adequate

**1.11 Common Room for Boys & Girls**

	Area Required Sq. Mt.	Available Area Sq. Mt.	Toilet - Attached Y/N
Boys	200 Sq. mt.	200 Sq. mt.	Toilet - Attached - Yes.
Girls	200 Sq. mt.	200 Sq. mt.	Toilet - Attached - Yes.

**1.12 Central Photography Section:** Available Yes✓ /No.  
Staff Yes✓ /No.  
Equipments Yes✓ /No.

Signatures of the Assessors &amp; Date

Signatures of Dean/Principal &amp; Date

**PRINCIPAL**  
Jawaharlal Nehru Medical College  
BELAGAVI

## 1.13 Hostel: Location – Within campus

Hostel Category	Required Capacity	Available Capacity (No Rooms X capacity of each room = Total capacity)			Furnis hed (Y/N)	Toilet Facility Adequate/ Inadequate	Mess (Y/N)	Hygiene of Hostel campus Y/N	Visitor room, AC Study room with internet & Computer, Recreation room with TV, Music, Indoor Games Y/N	Remarks	
UG Students @ 75% Capacity	750 (75%)	Boys Hostel I	126	x 2 =	252	Yes	Adequate	Yes	Yes	Adequate	
			08	x 1 =	08						
		Boys Hostel II	20	x 2 =	40						
			42	x 1 =	42						
		UG Girls Hostel I	02	x 3 =	06						
			36	x 2 =	72						
	141	x 1 =	141								
		UG Girls Hostel II	02	x 3 =	6						
			54	x 2 =	108						
			91	x 1 =	91						
		<b>Total</b>			<b>766</b>						
Interns @ 100% Capacity	200 (100%)	Interns Boys	24	x 2 =	48	Yes	Adequate	Yes	Yes	Adequate	
			66	x 1 =	66						
		Interns Girls	35	x 3 =	105						
		<b>Total</b>			<b>219</b>						
Resident @ 100% Capacity including PG	144 {SR41+JR 103} + PGs 316	Resident (Male)	57	x 2 =	114	Yes	Adequate	Yes	Yes	Adequate	
			33	x 1 =	33						
			48	x 2 =	96						
		Resident (Female)	89	x 1 =	89						
			32	x 2 =	64						
			68	x 1 =	68						
		Resident Quarters			22						
		<b>Total</b>			<b>486</b>						
Nurses @ 20% Capacity	*(92)20%	Nurses Hostels	291	x 3 =	873	Yes	Adequate	Yes	Yes	Yes.	Adequate

Signatures of the Assessors & Date

Signatures of Dean/Principal & Date  
**PRINCIPAL**  
**Jawaharlal Nehru Medical College**  
**BELAGAVI**

**Residential Quarters:**

Category	Required Nos.	Available Nos.	Remarks
Teaching Staff @ 20% Capacity	50 (20% of the Required staff)	104	Adequate
Non-Teaching Staff @ 20% Capacity	90 (20% of the Required staff)	120	Adequate

**1:14 Recreational Facilities:**

Outdoor games	Yes✓ /No
Play field/s	Indoor Stadium, Tennis Court, Basket Ball.
Type of games	Football, Hockey, Cricket, Volley ball, Basket Ball, Lawn Tennis & Athletic games.
Indoor games facilities	Yes✓ /No
Gymnasium	Available✓ /Not available.
Swimming Pool	Available✓ /Not available.


**1.15 Gender Harassment Committee -:** Yes✓ /No (Documents to be seen at the time of assessment)

- The Women Empowerment Cell looks after the gender harassment complaints and conducts enquiry and recommends disciplinary action. The confidentiality of these complaints and the remedial measures are maintained.



Signatures of the Assessors & Date



Signatures of Dean/Principal & Date

**PRINCIPAL**  
**Jawaharlal Nehru Medical College**  
**BELAGAVI**

**TEACHING HOSPITAL**

2.1 Name of the Hospital: Karnataka Lingayate Education Society's Dr. Prabhakar Kore Hospital & MRC, Belgaum.

Owned by: Government/Trust/Society/Company

2.2 Name of the Medical Superintendent: , MD/MS ( ), with years administrative experience.

- Dr. R. S. Mudhol, M.S.(ENT), DLO, Medical Superintendent & Professor of ENT & HNS with 12 years & 8 months administrative experience.

	Space Requirement	Availability
Medical Supdt's Office	36 sq. mt.	36 sq. mt.
Administrative Office	150 sq. mt	489 sq. mt.

Signatures of the Assessors & Date

Signatures of Dean/Principal & Date  
**PRINCIPAL**  
**Jawaharlal Nehru Medical College**  
**BELAGAVI**

2.3 Teaching and other facilities :

OPD Timings	:	09.00 A.M. to 05.00 P.M.
Separate Registration areas for male/female patients available	:	yes✓ /no
Separate Registration counters for OPD/IPD	:	available✓ /not available
Are the Registration counters computerized	:	yes✓ /no
Staff for registration center	:	adequate✓ /inadequate (on the basis of OPD attendance)
Waiting areas for above patients available	:	yes✓ /no
No. of rooms for examination of patients	:	yes✓ /no
Capacity of teaching area in each department	:	yes✓ /no
Enquiry Desk	:	yes✓ /no

Signatures of the Assessors & Date

Signatures of Dean/Principal & Date

**PRINCIPAL**  
Jawaharlal Nehru Medical College  
BELAGAVI

## 2.4 Facilities available in OPD


<b>Medicine</b> Injection room - Male - Female	Yes✓ /No Yes✓ /No	E.C.G. Room	Yes✓ /No
<b>Surgery</b> Dressing room - - Male - Female	Yes✓ /No Yes✓ /No	Minor OT	Yes✓ /No
<b>Orthopaedics</b> Plaster room Dressing room - - Male - Female	Yes✓ /No Yes✓ /No Yes✓ /No	Plaster cutting room	Yes✓ /No
<b>Ophthalmology</b>	Refraction Rooms Dark Rooms Dressing Rooms / Minor Procedure Room		Yes✓ /No Yes✓ /No Yes✓ /No
<b>ENT</b>	Audiometry (AC & Sound proof) Speech Therapy		Yes✓ /No Yes✓ /No
<b>Pediatrics</b>	Child Welfare Clinic Immunisation Clinic Child Rehabilitation Clinic Child Guidance Clinic		Yes✓ /No Yes✓ /No Yes✓ /No Yes✓ /No
<b>OBS &amp; GYN</b>	Antenatal Clinic Sterility Clinic Family Welfare Clinic Cancer Detection Clinic		Yes✓ /No Yes✓ /No Yes✓ /No Yes✓ /No

Comments :



Signatures of the Assessors &amp; Date




  
 Signatures of Dean/Principal & Date  
**PRINCIPAL**  
**Jawahar Lal Nohru Medical College**  
**BELAGAVI**



2.5 Total Number Of Teaching Beds & Admitted Patients - Distance between two beds should be 1.5 m.

Teaching Hospitals in Campus with Total Beds : Teaching Free Beds - 1040 Beds +

Other Beds - 236 (ICUs+ Casualty+ Pre & Post-Operative )

Teaching Hospitals in Outside the Campus ( \_\_\_\_\_ Kms. from the campus ) with Total Beds \_\_\_\_\_


Department	Ward Nos.	Beds Required	Total Beds Available		Total Admitted Patients (Daily Bed Occupancy)	Facilities Available in Each Ward						Remarks
			Beds	Units		Nursing Station Y/N	Exam/Treat Room Y/N	Pantry Y/N	Store Room Y/N	Duty Room Y/N	Demo Room (25 Capacity) Y/N	
Gen. Medicine	03	210	210	7	200	Yes.	Yes.	Yes.	Yes.	Yes.	Yes.	
Pediatrics	02	120	120	4	95	Yes.	Yes.	Yes.	Yes.	Yes.	Yes.	
TB & Respiratory Medicine	02	30	30	1	24	Yes.	Yes.	Yes.	Yes.	Yes.	Yes.	
Psychiatry	01	15+15* = 30	30	1	21	Yes.	Yes.	Yes.	Yes.	Yes.	Yes.	*College has 1 Unit of 30 Beds to meet out PG Regulations.
Dermatology	02	15+25* = 40	40	1	35	Yes.	Yes.	Yes.	Yes.	Yes.	Yes.	College has 1 Unit of 40 Beds to meet out PG Regulations.
Gen. Surgery	03	210	210	7	191	Yes.	Yes.	Yes.	Yes.	Yes.	Yes.	
Orthopedics	02	120	120	4	104	Yes.	Yes.	Yes.	Yes.	Yes.	Yes.	
Ophthalmology	02	40+20* = 60	60	2	54	Yes.	Yes.	Yes.	Yes.	Yes.	Yes.	*College has 2 Units of 30 Beds each to meet out PG regulations.
ENT	02	20+40* = 60	60	2	46	Yes.	Yes.	Yes.	Yes.	Yes.	Yes.	*College has 2 Units of 30 Beds each to meet out PG regulations.
OB & GYN	02	120+40* = 160	160	4	142	Yes.	Yes.	Yes.	Yes.	Yes.	Yes.	*College has 4 Units of 40 Beds each to meet out PG regulations.
Total	21	900+160* = 1040	1040	33	912							

  
Signatures of the Assessors & Date








  
Signatures of Dean/Principal & Date  
**PRINCIPAL**  
**Jawaharlal Nehru Medical College**  
**BELAGAVI**

**2.6 Clinical material (\*Random verification to be done by the Assessor).**

Assessor should randomly verify the monthly data and fill accordingly in the daily average columns, specifying the months


Item	On Day of assessment		Remarks
O.P.D. attendance at 2.00 PM On first day	2540		
Casualty attendance (24 hrs. data)	176		
No of admissions	158		
No. of discharges	141		
Bed occupancy% at 10.00AM on first day	87 %		
<b><u>Operative Work</u></b>			
No. of major surgical operations	32		
No. of minor surgical operations	51		
No. of normal deliveries	16		
No. of caesarian sections	5		
<b><u>Radiological Investigations</u></b>	<b>O.P. D</b>	<b>I.P.D</b>	
X-ray	167	191	
Ultrasonography OBG USG	123	114	
Barium, IVP etc.	2	2	
C.T. Scan	20	17	
MRI	21	14	

  
Signatures of the Assessors & Date








  
Signatures of Dean/Principal & Date  
**PRINCIPAL**  
**Jawaharlal Nehru Medical College**  
**BELAGAVI**

Item	Day of assessment		Remarks
	O.P. D	I.P.D	
<b>Laboratory Investigations - No. of Tests</b>			
Biochemistry	401	1390	
Microbiology	145	148	
Serology	80	86	
Hematology	595	1161	
Histopathology	11	36	
Cytopathology	8	16	
<u>Others</u> - Blood Bank.	38	33	



Signatures of the Assessors &amp; Date




  
 Signatures of Dean/Principal & Date  
**PRINCIPAL**  
**Jawaharlal Nehru Medical College**  
**BELAGAVI**

**2.7 Medical Record Section:**Manual / Computerized : **Computerized.** ✓ICD X classification of diseases followed for indexing : **yes** ✓ /no**2.8 Central casualty services :****No of Beds: Required - 30. Available - 30 Beds.**

- Number of doctors posted / Shift : 3, per shift 2 doctors. CMO - Required- 4. Available - 10.
- Number of nurses posted / Shift: 3, per shift 10 nurses.
- Separate casualty for OBGY cases: **available**, if yes No. of beds 10 / not available,

**\*Main labour room is adjacent to Casualty (distance less than 10 Mtrs.) (Annexure - II)**

Equipment	Availability Y/N	Number
Central Oxygen & suction facility	(Central / <del>Stand Alone</del> )	Central
Pulse oximeter	Available.	20.
Ambu bag	Available	Adult 12. Paediatrics 5.
Disaster trolley	Available	10
Crash Cart	Available	9
Emergency Drug Tray	Available	9
Defibrillator	Available	5
Ventilator	Available	7
X-ray Unit - (Mobile)	Available	2
Minor OT	Available.	1


Comments:



Signatures of the Assessors &amp; Date





  
 Signatures of Dean/Principal &  
**Jawahar Lal Nehru Medical College**  
**BELAGAVI**

## 2.9 Clinical Laboratories

**Central Clinical Laboratory:** Under control of department of : Head of the Department of Pathology.

Separate sections for pathology, microbiology, hematology & biochemistry: available ✓ /not-available.

## 2.10 Operation theatres

Type	Requirement	Available	Remarks
Major	10	11	
Minor	02	04	

## 2.11 Equipment available in O. T. Block (Specify numbers) (Annexure III)

Dept	Theatres Nos.	A/C Y/N	Central Oxy / Nitrous Oxide Y/N	Anesthesia Machine Y/N	Multipara Monitor with Capnograph Y/N	Defibrillators Y/N	Infusion Pumps Y/N	Remarks
Gen Surgery	4	Available	Available	Yes	Yes	Yes	Yes	Laparoscopy - 2
ENT	1	Available	Available	Yes	Yes	Yes	Yes	Camera attachment to microscope and endoscope with TV Monitor & recording system.
Ophthal	1	Available	Available	Yes	Yes	Yes	Yes	Operating microscope with Camera.
Ortho	1	Available	Available	Yes	Yes	Yes	Yes	C-Arm Orthroscope.
OBS & GYN	3	Available	Available	Yes	Yes	Yes	Yes	Laparoscopy.
Emergency	Emergency Minor OT available at Casualty)	Available	Available	Yes	Yes	Yes	Yes	
Septic	1	Available	Available	Yes	Yes	Yes	Yes	

- In addition to above, the College/Hospital has 4 Minor operation theatres - one at Casualty / Emergency area, one at Surgical OPD, one at ENT OPD and one at Ophthalmology OPD to conduct minor procedures on the OPD basis.

Signatures of the Assessors & Date

Signatures of Dean/Principal & Date  
**PRINCIPAL**  
**Jawaharlal Nehru Medical College**  
**BELAGAVI**

Pre-Anaesthetic/Pre-operative Beds : Available 15 Beds. Post Operative Recovery beds : Available 15 Beds.

**2.12 Intensive Care:** Following intensive areas are available –

Type	Beds (Required)	Beds (Available)	Patients on day of assessment	AC Y/N	Central Oxygen/ Suction Y/N	Major Equipment (Monitor, Ventilator, ABG, Pulse Oximeter etc.) Y/N	Remarks if any
ICCU	5	25	18	Yes	Yes	Yes, available.	
ICU	5	22	17	Yes	Yes	Yes, available.	
SICU	5	22	18	Yes	Yes	Yes, available.	
NICU/PICU	5	47 / 22	39/18	Yes	Yes	Yes, available.	

**2.13 Labour Room**

Rooms	Beds	Remarks
Clean Cases	16 (excluding labor beds)	Available and adequate.
Septic Cases	01	Available.
Eclampsia	05	Available.




Signatures of the Assessors & Date








  
Signatures of Dean/Principal & Date  
**PRINCIPAL**  
**Jawaharlal Nehru Medical College**  
**BELAGAVI**

## 2.14 Radiological Facilities:

Equipment	Required no.	Available no.	AERB Approval Y/N	Functional Status at the time of assessment Y/N	Remarks if any
Mobile X Ray 60 mA 100 mA	3 3	<u>Total 10</u> 60mA = 7 100mA = 1 130mA = 1 500mA = 1	Yes Yes Yes Yes	Working Working Working Working	Adequate
Static X Ray 300 mA 600mA 800/1000 mA  IITV + Fluoroscopy	2 2 2  2+2	Total: 6 300mA = 1 350mA = 1 600mA = 2 800mA = 2 400mA = 1 IITV + Fluoro- scopy = 4.	Yes Yes Yes Yes Yes Yes	Working Working Working Working Working Working	Adequate
CT Spiral Minimum 16 slice	1	CT - 1	Yes	Working	1 No. each of MRI, DEXA & Mammography are also available and in working condition



Signatures of the Assessors &amp; Date



 Signatures of Dean/Principal & Date  
**PRINCIPAL**  
**Jawaharlal Nehru Medical College**  
**BELAGAVI**

Equipment	Required no.	Available no.	PNDT Approval Y/N	Functional Status at the time of assessment Y/N	Remarks if any
USG	2+1 additional unit independently for OBG	USG -7 (3 Radiology + 3 OBG+ 1 Anesthesia)	Yes	Working	Adequate

**2.15 Blood Bank:**

Available and functional: **Yes** ✓ / ~~No~~

Number of units dispensed in a day : 120

Number of units stored on day of assessment : 1488

License valid up to: 31/12/2017 (LICENCE NUMBER AND COPY TO BE APPENDED AS ANNEXURE-IV)

Blood Separation Facility - Available ✓ / ~~Not available~~

**2.16 Pharmacy :** Pharmacist/Staff available: List to be included. (Annexure V)

- No. of sub-stores located in different parts of hospital: 05.
- Average no. of patients per day given drugs: 2000 to 2200 outdoor & 600 to 800 indoor.

**2.17 Central sterilization Department :**

- Timings 24 hours & Shifts: 03.
- Equipment: Horizontal autoclaves Yes, available / Vertical autoclaves Yes, available, ETO Sterilisers: Yes, available.
- Separate receiving and distribution points - **Yes** ✓ / ~~No~~

**2.18 Intercom:** Available : **yes** ✓ / ~~no~~

No. of incoming lines 30 No. of extension lines: 1330.

Signatures of the Assessors & Date

Signatures of Dean/Principal & Date

**PRINCIPAL**  
**Jawaharlal Nehru Medical College**  
**BELAGAVI**



**2.19 Central laundry/Alternative Arrangements:**

In House  / ~~Outsourced~~:

Type of Laundry: Mechanized  / ~~Manual~~

**2.20 Kitchen/ Alternative Arrangements**

- In-House  / ~~Outsourced~~ \_\_\_\_\_
- Food free of charge: yes  / ~~no~~      Number of patients : 900 to 1000.
- Provision of special diet: yes  / ~~no~~
- Services of a nutritionist/dietician: available  / ~~not available~~

**2.21 Total no. of Canteens:**                                      For staff - 06, For – 06, Coffee Shops – 06.

**2.22 Arrangements for Biomedical Waste Management.**

- Outsourced/in-house : (if outsourced, append MOU) (If in-house, please specify details of facilities available)
  - Available Prolytic Incinerator of 150 kg. per hour. This has electric as well as diesel firing system (items disposed are used plastic syringes, gloves, bandages, plaster casts etc.).
  - Disposal of plastics and other hard disposables is outsourced – copy of the outsourced authorization letter is enclosed.



Signatures of the Assessors & Date




Signatures of Dean/Principal & Date

**PRINCIPAL**  
**Jawaharlal Nehru Medical College**  
**BELAGAVI**

### 2.23 Central Research Lab:

- Available - Yes✓ /No
- Facilities - Adequate✓ /Not Adequate
- Research Projects: Central Research Laboratory - KLES Dr. Prabhakar Kore Research Centre) -
  - Completed Nos. 05
    - Identification and screening of ATP7B gene mutation spectrum in patients with Wilson disease.
    - Molecular detection and diagnosis of mycobacterium tuberculosis in patients with pulmonary and extra-pulmonary tuberculosis.
    - Stress induced changes in insulin and thyroid profile in critically ill patient admitted to ICU.
    - Detection of Brucella bacteria using PCR method in serum samples for diagnosis of Human Brucellosis.
    - Molecular characterization of H. Pylori from Gastric biopsy samples.
  - Ongoing Nos. - 8.
    - Major -
      - Infection causes of atherosclerosis and immunological factors underlying the development and progression of coronary artery diseases [CAD].
    - Minor -

Sr. No	Project Title
1	Salivary Telomere Length in obese and non-obese young adults of south Indian urban city - A cross sectional study
2	Molecular charecterization of <i>H.Pylori</i> from gastric biopsy specimens in acid peptic disease
3	Effect of Ondansetron and ramosetron in TNBS induced experimental colitis in wistar rats
4	Role of fenofibrate and gemfibrozil on chronic mild stress model of depression in rats
5	Effect of fenofibrate and gemfibrozil in sodium nitrite induced anterograde amnesia in male wistar rats
6	Effect of Sitagliptin and Vildagliptin on Depression in male wistar rats
7	Role of Epalrestat, an aldose reductase inhibitor on Memory and Learning in Diabetic Male Wistar Rats



Signatures of the Assessors & Date





Signatures of Dean/Principal & Date  
**PRINCIPAL**  
**Jawaharlal Nehru Medical College**  
**BELAGAVI**

**2.24 Nursing and Paramedical staff :**


Nursing staff:	No of Beds	
	Free Teaching Beds - 1040 + Other beds - 236.	
Category	Required Nos.	Available Nos.
Staff Nurses	1:3	1730
Sister Incharge	1:25	93
ANS	1 for 3 to 4 Wards	23
DNS	1	05
Nursing Suptd	1 (for minimum of 150 beds)	07
<b>Total</b>		<b>1858</b>

Paramedical And Non teaching staff	Required Nos.	Available Nos.
	196	772



Signatures of the Assessors & Date





Signatures of Dean/Principal & Date

**PRINCIPAL**  
**Jawaharlal Nehru Medical College**  
**BELAGAVI**

## MEDICAL COLLEGE

### 3.1 College Website:

Sr. No.	Details of information	Yes/No
1.	Dean, Principal & M.S.	Yes, provided.
2.	Staff-Teaching	Yes, provided.
3.	Affiliated university and its VC & Registrar.	Yes, provided.
4.	Citizen Charter	
5.	List of students admitted category wise (UG & PG) in current and previous year.	Yes, provided.
6.	Results of all examinations in previous year.	Yes, provided.
7.	Details of members of the Anti Ragging Committee Members with contact details including landline Ph. mobile, email etc..	Yes, provided. No.1800-180-5222 or 155222 of UGC is displayed. For Complaints in College : 0831-2444333
8.	Details of members of the Gender Harassment Committee Members with contact details including landline Ph. mobile, email etc.	Provided
9.	Toll free number to report ragging.	Yes, provided.


### 3.2 Teaching Programme:

Didactic teaching	Yes✓ /no
Demonstration	Yes✓ /no
Integrated teaching (Horizontal/Vertical teaching)	Yes✓ /no
Clinical posting	Yes✓ /no
Clinical Pathological Conference	Yes✓ /no
Grand Rounds	Yes✓ /no
Statistical Meeting	Yes✓ /no
Seminars	Yes✓ /no

  
Signatures of the Assessors & Date





  
Signatures of Dean/Principal & Date  
**PRINCIPAL**  
**Jawaharlal Nehru Medical College**  
**BELAGAVI**

## Teaching Facilities:

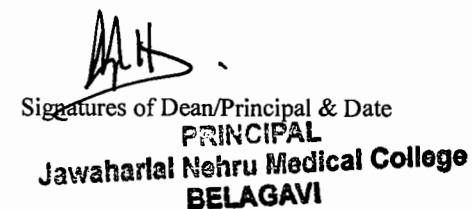
## 3.3 Anatomy

Required	Available	Required	Available
Demonstration Room/s <ul style="list-style-type: none"> <li>No : 03 Rooms of 75 Sq. mt. each.</li> <li>Capacity - 60 to 75 students</li> </ul>	Demonstration Rooms: No: 3 Rooms of 75 sq. mt. each.  Seating capacity: 75 students each.	AV Aids: Overhead projects, Slide project and L.C.D. Projector	Available AV Aids Overhead Projector - 2 Slide Projector - 2 LCD Projector -5
<ul style="list-style-type: none"> <li>Number of practical laboratory/ies - 1 - 400 sq. mt.</li> <li>Number of Lab seats - 200.</li> <li>Number of microscopes - 120. Dissection Microscopes - 5.</li> </ul>	Available -Dissection hall of 429 sq. mt. with seating capacity of 250 students.  Histology Lab. - 325 sq. mt. (Histology lab. - 100 x 2 batches).  Research Lab. - 54.51 sq. mt.  No. of Microscopes - Compound Microscopes - 124.  Dissection Microscopes - 7.	Museum:250 sq.mt. with <u>45</u> seating capacity <ul style="list-style-type: none"> <li>Mounted specimens</li> <li>Models - Wet &amp; Dry</li> <li>Bone Sets - Articulated- 9 &amp; Disarticulated- 35.</li> <li>MRI &amp; CT</li> </ul>	Available Museum of 493.83 sq. mt.,with seating capacity of 45 students.  Available - 439.  Available - 466  Available Bone Sets - Articulated 10 & Disarticulated 35.  Available. 3 MRI & 2 CT Scan
Number of dissection tables - 6 (Half Standard Size)	Dissection tables Available - 25 Big and 7 Small.	Number of cadavers -	29
Cold store / cooling chambers - 20 to 25 Bodies	Available - 7 cooling chambers with a capacity of	Storage tank - 03.	Available - Big 2; Medium 12 and Small 3.



Signatures of the Assessors &amp; Date





Signatures of Dean/Principal & Date  
**PRINCIPAL**  
**Jawaharlal Nehru Medical College**  
**BELAGAVI**

Required	Available	Required	Available
	storing 4 dead bodies each (i.e. total storing capacity of 28 bodies).		
Embalming room - 12 sq. mt.	Available 25 sq. mt.	Band saw -1	Available 1
Lockers - 200.	Available - 200.	Departmental Library- (80-100 Books.)	Dept. Library - 164 books available.

Adequate exhaust, light, water supply and drainage facilities - Available ✓ /not available.

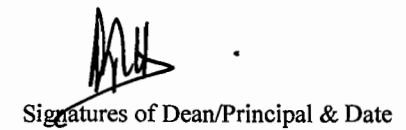


Signatures of the Assessors & Date







  
Signatures of Dean/Principal & Date

**PRINCIPAL**  
**Jawaharlal Nehru Medical College**  
**BELAGAVI**

## 3.4 Physiology

Required	Available	Required	Available
Demonstration Room/s • 03 Rooms of 75 Sq. mt. each. • Capacity - 60 - 75 students.	Demonstration Rooms: No: 3 Rooms of 75 sq. mt. each.  Seating capacity: 75 students each.	AV Aids: Overhead projects, Slide project and L.C.D. Projector	Available, Overhead Projector - 2 Slide Projector -1 LCD Projector - 4
Mammalian laboratory - 1 (100 sq.mt.)	Available - Mammalian Lab. of 138 sq. mt.  Amphibian Lab. of 268 sq. mt.	Haematology laboratory - 250 sq. mt.	Available Haematology lab. of 326 sq. mt.
Departmental Library - 80-100 Books	Available 50 sq. mt. with 276 books.	Clinical Physiology - 120 sq. mt.	Available Clinical Physiology lab. of 172 sq. mt.
Preparation rooms - 14 sq. mt.	Available 14 - 16 sq. mt., with each lab.	Research lab. - 50 sq. mt.	Available Research lab. of 86 sq. mt.



Signatures of the Assessors &amp; Date







Signatures of Dean/Principal & Date  
**PRINCIPAL**  
**Jawaharlal Nehru Medical College**  
**BELAGAVI**

## 3.5 Biochemistry


Required	Available	Required	Available
Demonstration Room/s • 03 Rooms of 75 Sq. mt. each. • Capacity - 60 - 75 students.	Demonstration Rooms: No: 3 Rooms of 75 sq. mt. each.  Seating capacity: 75 students each.	AV Aids: Overhead projects, Slide project and L.C.D. Projector	Available, Overhead Projector -1 Slide Projector -1 LCD Projector -4
Number of practical laboratory/ies -	Yes, available for common use: 6 Labs. of 300 sq. mt. each and 2 of 120 sq. mt. each are available with preparation rooms of 15 sq. mt. each.	Library / Seminar rooms - 80-100 Books	Yes, available 49 sq. mt., with 158 books.
Number of Lab seats - 80	Available with 80 seating capacity.	Research lab. - 50 sq. mt.	Yes, available with 50 sq. mt.

  
Signatures of the Assessors & Date







  
Signatures of Dean/Principal & Date  
**PRINCIPAL**  
**Jawaharlal Nehru Medical College**  
**BELAGAVI**




## 3.6 Pathology

Required	Available	Required	Available
Demonstration Room/s <ul style="list-style-type: none"> <li>• 03 Rooms of 75 Sq. mt. each.</li> <li>• Capacity - 60 - 75 students.</li> </ul>	Demonstration Rooms: No: 3 Rooms of 75 sq. mt. each/  Seating capacity: 75 students each.	AV Aids: Overhead projects, Slide project and L.C.D. Projector	Available, Overhead Projector - 1 Slide Projector - 1 LCD Projector - 4
Practical labs - <ul style="list-style-type: none"> <li>• Morbid Anatomy/Histopath./ Cytology - 100 Microscopes</li> <li>• Clinical Pathology/Hematology - 15 Microscopes</li> </ul>	Yes, available for common use: 6 Labs. of 300 sq. mt. each and 2 of 120 sq. mt. each are available with preparation rooms of 15 sq. mt. each.  For diagnostic work separate sections are available - Morbid Anatomy, Histopathology, Cytology, Clinical Pathology & Haaematology. Total Microscopes in: Morbid Anat. / Histopath. / Cytology = 136. Clinical Patho./Haemat. = 15.	Museum: <u>120 sq. mt.</u> , Seating Capacity- <u>60 to 75</u> students  Specimens: <ul style="list-style-type: none"> <li>• Mounted</li> <li>• Unmounted</li> <li>• Catalogues</li> </ul>	Yes, available - 430 sq. mt., with seating capacity of 75 to 80 students.  Specimens: Mounted - 1330.  Unmounted - 75.  All specimens have been labelled and 20 copies of catalogues for each specimen have been provided for students use in museum.
Departmental library - 80-100 Books	Available Dept. Library of 33 sq. mt. with 165 books.		



Signatures of the Assessors &amp; Date



PRINCIPAL  
 Jawaharlal Nehru Medical College  
 BELAGAVI


## 3.7 Microbiology

Required	Available	Required	Available
Demonstration Room/s • 03 Rooms of 75 Sq. mt. each. • Capacity - 60 - 75 students.	Demonstration Rooms: No: 3 Rooms of 75 sq. mt. each/  Seating capacity: 75 students each.	AV Aids: Overhead projects, Slide project and L.C.D. Projector	Available, Overhead Projector - 2 Slide Projector - 2 LCD Projector - 4
Number of practical laboratory/ies - ____ Number of Lab seats - ____ Number of microscopes/laboratory - 100.	Yes, available for common use: 6 Labs. of 300 sq. mt. each and 2 of 120 sq. mt. each are available with preparation rooms of 15 sq. mt. each.  No. of Lab. Seats - 100 to 125.  No. of Microscopes - 100.	Media preparation facility Autoclaving,  Washing and drawing room	Yes, available.  Yes, available.  Yes, available.
Number of service laboratories - 7.	Available 9: Bacteriology - Aerobic & Anaerobic, Serology, Virology, Parasitology, Mycology, Tuberculosis, Immunology & Molecular Lab.	Museum: (100 sq. mt.) Specimen, Charts, Models & Catalogue seating capacity- 50 students.	Yes, available - 430 sq. mt., with seating capacity of 75 to 80 students.  Specimens, Charts, Models are available and all specimens have been labelled and 20 copies of catalogues for each specimen have been provided for students use.
Departmental library - 80-100 Books, (30 sq. mt.)	Dept. Library - 126 books available.		



Signatures of the Assessors & Date



Signatures of Dean/Principal & Date

**PRINCIPAL**  
Jawaharlal Nehru Medical College  
BELAGAVI


## 3.8 Pharmacology

Required	Available	Required	Available
Demonstration Room/s • 03 Rooms of 75 Sq. mt. each. • Capacity - 60 - 75 students.	Demonstration Rooms: No: 3 Rooms of 75 sq. mt. each/  Seating capacity: 75 students each.	AV Aids: Overhead projects, Slide project and L.C.D. Projector	Available Overhead Projector - 1 Slide Projector - 1 LCD Projector - 4
Experimental Pharmacology - 250 sq. mt. with ante room of 14 sq. mt.	Available 1 of 250 sq. mt. with ante room of 33 sq. mt.	Museum: 50 students seating capacity (150 sq. mt.).	Available 175 sq. mt., with 50 students seating capacity.
Clinical pharmacology / pharmacy	Yes, available for common use: 300 sq. mt.	• Specimens	Specimens .. 301 (Drug samples)
Departmental Library - 80-100 Books (30 sq. mt.)	Available 33 sq. mt., with 132 books and 6 journals.	• Charts • Models • History of Medicine	Charts .. 30 Models - Yes, available. History of Medicine - Yes, provided.
Research lab. - 50 sq. mt.	Yes, available 50 sq. mt.	• Catalogues	Catalogues - Yes, available.



Signatures of the Assessors & Date



Signatures of Dean/Principal & Date  
**PRINCIPAL**  
Jawaharlal Nehru Medical College  
BELAGAVI


## 3.9 Forensic Medicine

Required	Available	Required	Available
Demonstration Room/s • 03 Rooms of 75 Sq. mt. each. • Capacity - 60 - 75 students.	Demonstration Rooms: No: 3 Rooms of 75 sq. mt. each/  Seating capacity: 75 students each.	AV Aids: Overhead projects, Slide project and L.C.D. Projector	Available Overhead Projector - 1 Slide Projector - 1 LCD Projector - 3
Forensic histopathology, Serology, Anthropology & Toxicology - for examination of specimen, tests (250 sq. mt.)	Yes, available 305 sq. mt. for Forensic histopathology, Serology, Anthropology & Toxicology.	Museum : (200sq.mt.) (60 - 75 students seating capacity). • Medico-Legal Specimens • Charts • Prototype fire arms • Slides • Poisons • Photographs • Catalogues	Available Museum of 209.17 sq. mt.. with seating capacity of 60 to 75 students, with: Medico-Legal Specimens - 50. Charts - 132. Slides - 15. Poisons - 117. Photographs - 196. Prototype fire arms - 12. Catalogues - 1000.
Autopsy room - 450 sq. mt. Location - In/Near hospital in a separate structure.	Available 450 sq. mt., with seating capacity of 60 to 75 students in the attached hospital.		
Cold storage -	Cold storage - Available. Total = 9 (Sitting 2; Lying 7).		
Departmental library - 80-100 Books (30 sq. mt.)	Available Dept. library 32 sq. mt., with 124 books and 8 journals.		
Research lab. - 50 sq. mt.	Yes, available 58.42 sq. mt.		



Signatures of the Assessors & Date





Signatures of Dean/Principal & Date  
**PRINCIPAL**  
**Jawaharlal Nehru Medical College**  
**BELAGAVI**

## 3.10 Community Medicine

Required	Available	Required	Available
Demonstration Room/s • 03 Rooms of 75 Sq. mt. each. • Capacity - 60 - 75 students.	Demonstration Rooms: No: 3 Rooms of 75 sq. mt. each/  Seating capacity: 75 students each.	AV Aids: Overhead projects, Slide project and L.C.D. Projector	Available Overhead Projector - 1 Slide Projector - 1 LCD Projector. - 3
Museum: (150 sq. mt.) • Charts • Models • Specimens • Catalogues	Available - 178 sq.mt. with: Charts - 70 Models - 57 Specimens - 2 Catalogues - 20 each.	Practical lab (120 sq. mt.)	Yes, available 200 sq. mt.
Departmental Library - 80-100 Books (30 sq. mt.)	Yes, available Dept. Library of 43 sq. mt., with 174 books.		
Research lab. - 50 sq. mt.	Yes, available 58.42 sq. mt.		

  
Signatures of the Assessors & Date

  
Signatures of Dean/Principal & Date  
**PRINCIPAL**  
Jawaharlal Nehru Medical College  
BELAGAVI

### 3.11 Health Centers (Department of Community Medicine)

RHTC-I: Kinaye (place) 22 kms. (Distance from the college)

RHTC-II: Handiganur (place) 15 kms. (Distance from the college)

RHTC-III: Vantamuri (place) 16 kms. (Distance from the college)

Out of above three PHCs, Kinaye PHC has been upgraded to RHTC (model PHC)

Population covered by the RHTC	Kinaye RHTC - 66,716
It is affiliated to College Yes/No	Yes.
Students and interns posted in batches of ____ throughout the year	4 to 5 Interns and 25 to 30 Students in each batch are posted throughout the year.
Separate blocks for accommodating boys in ____ rooms having ____ beds. Girls ____ rooms having ____ beds.	Separate blocks for accommodating - boys in one room having 5 Beds, and Girls in one room having 4 Beds (Dormitory type).
Facilities for cooking & dining - Yes/No	Yes, Available.
Daily OPD	OPD - 60 to 70 per day. IPD - 6 beds - Occupancy 60%.
Specialist visits if any	Specialist from OBG, Paediatrics & Medicine visits occasionally Tele-medicine facility available.
Cold chain equipment available	ILR, Deep Freezer, Vaccine Carriers.
Survey/MCH/Immunization/FP registers	All these are maintained.
Activities under the National Health Programmes	UIP, RCH, Malaria, Tuberculosis, Blindness Control Programme, Janani Suraksha Yojane, Family Welfare, Pulse Polio, Water Surveillance, ICTC etc.

One Post of LMO is vacant

Family folders are not maintained


Signatures of the Assessors & Date

Signatures of Dean/Principal & Date

**PRINCIPAL**  
Jawaharlal Nehru Medical College  
BELAGAVI


3.12 Details of U.H.T.C.: Ashok Nagar, Place: Belgaum 3 kms. Distance from college

Population covered by the UHC	32,144
It is affiliated to College Yes/No	Yes.
Students and interns posted in batches of	25 to 30 students at a time and 3 to 5 interns at a time.
Daily OPD	OPD - 40 to 50 per day.
Survey/MCH/Immunization/FP registers	All these are maintained.
Specialist visits if any	ENT, Ophthalmology, General Medicine, Obstetrics & Gynaecology and Paediatrics.
Deficiency if any	One LMO post is vacant Deep freezer is not available



Signatures of the Assessors & Date






Signatures of Dean/Principal & Date  
**PRINCIPAL**  
**Jawaharlal Nehru Medical College**  
**BELAGAVI**

**CONDUCT OF III MBBS EXAMINATION** *(only for recognition under 11(2)) Not Applicable*

- University which conducts Examination: **KLE University (KLE Academy of Higher Education & Research - Deemed to be University, Belgaum, Karnataka.**
- No. of Candidates appeared in Examination: **January 2016 - M.B.B.S. Phase-III Part-II - 130 (Regular Students) and 27 (Repeater Students).**
- The III MBBS examination (Part-II) was conducted satisfactorily: **yes  / no**
- Centre for written/practical examination: **KLE University's Jawaharlal Nehru Medical College, Belgaum.**

  
Signatures of the Assessors & Date

   
Signatures of Dean/Principal & Date  
**PRINCIPAL**  
**Jawaharlal Nehru Medical College**  
**BELAGAVI**



**Medical College-Staff Strength:**  
**Name of College:**  
**Number of students - PG Courses (Yes/No)**  
**Calculation Sheet**

Department	Designation	Requirement as per MSR (UG)	Additional faculty required for running PG courses (if any)	Total (UG + PG)	Accepted	Deficiency
Anatomy	Professor	1		1	4	
	Assoc. Prof.	2		2	1	
	Asstt.Prof.	3		3	4	
	Tutor	4		4	2	
Physiology	Professor	1		1	1	
	Assoc. Prof.	2		2	3	
	Asstt.Prof.	3		3	4	
	Tutor	4		4	3	
Biochemistry	Professor	1		1	2	
	Assoc. Prof.	2		2	2	
	Asstt.Prof.	3		3	3	
	Tutor	4		4	3	
Pharmacology	Professor	1		1	2	
	Assoc. Prof.	2		2	1	
	Asstt.Prof.	3		3	4	
	Tutor	4		4	3	
Pathology	Professor	1		1	6	
	Assoc. Prof.	3	1	4	2	
	Asstt.Prof.	4	1	5	3	

Signatures of the Assessors & Date



Signatures of Dean/Principal & Date

**PRINCIPAL**  
**Jawaharlal Nehru Medical College,**  
**BELAGAVI**

Department	Designation	Requirement as per MSR (UG)	Additional faculty required for running PG courses (if any)	Total (UG + PG)	Accepted	Deficiency
	Tutor	6	1	7	6	
Microbiology	Professor	1		1	5	
	Assoc. Prof.	2		2	2	
	Asstt.Prof.	3		3	3	
	Tutor	4		4	5	
Forensic Medicine	Professor	1		1	1	
	Assoc. Prof.	1		1	3	
	Asstt.Prof.	1	1	2	0	
	Tutor	4		4	3	1
Community Medicine	Professor	1		1	5	
	Assoc. Prof.	2		2	4	
	Asstt.Prof.	4		4	3	
	Epidemio-Logist-Cum-Asstt.Prof.	1		1	1	
	Statistician-Cum-Tutor	1		1	1	
	Tutor	5		5	2	
General Medicine	Professor	1		1	8	
	Assoc. Prof.	6		6	7	
	Asstt.Prof.	7	7	14	7	
	Sr. Resident	7		7	7	
	Jr. Resident	14		14	15	
Paediatrics	Professor	1		1	7	
	Assoc. Prof.	3		3	4	
	Asstt.Prof.	4	4	8	2	
	Sr. Resident	4		4	5	
	Jr. Resident	8		8	8	
Tuberculosis &	Professor	1		1	2	

  
Signatures of the Assessors & Date

   
Signatures of Dean/Principal & Date

**PRINCIPAL**  
Jawaharlal Nehru Medical College  
BELAGAVI

Department	Designation	Requirement as per MSR (UG)	Additional faculty required for running PG courses (if any)	Total (UG + PG)	Accepted	Deficiency
Respiratory Diseases	Assoc. Prof.	-	1	1	-	
	Asstt.Prof.	1		1	1	
	Sr. Resident	1		1	1	
	Jr. Resident	2		2	2	
Dermatology, Venereology & Leprosy	Professor	1		1	3	
	Assoc. Prof.	-	1	1	-	
	Asstt.Prof.	1		1	3	
	Sr. Resident	1		1	1	
	Jr. Resident	2		2	11	
Psychiatry	Professor	1		1	1	
	Assoc. Prof.	-	1	1	1	
	Asstt.Prof.	1		1	2	
	Sr. Resident	1		1	2	
	Jr. Resident	2		2	2	
General Surgery	Professor	1		1	10	
	Assoc. Prof.	6		6	5	
	Asstt.Prof.	7	7	14	6	
	Sr. Resident	7		7	10	
	Jr. Resident	14		14	14	
Orthopaedics	Professor	1		1	8	
	Assoc. Prof.	3		3	2	
	Asstt.Prof.	4	4	8	3	
	Sr. Resident	4		4	4	
	Jr. Resident	8		8	8	
Oto-Rhino-Laryngology	Professor	1		1	6	
	Assoc. Prof.	1		1	2	
	Asstt.Prof.	1		1	-	

Signatures of the Assessors & Date








Signatures of Dean/Principal & Date

**PRINCIPAL**  
Jawaharlal Nehru Medical College  
BELAGAVI


Department	Designation	Requirement as per MSR (UG)	Additional faculty required for running PG courses (if any)	Total (UG + PG)	Accepted	Deficiency
	Sr. Resident	1		1	2	
	Jr. Resident	2		2	10	
Ophthalmology 2 Units	Professor	1		1	7	
	Assoc. Prof.	1	1	2	-	
	Asstt.Prof.	2	1	3	2	
	Sr. Resident	2		2	2	
	Jr. Resident	4		4	10	
Obstetrics & Gynaecology 4 Units	Professor	1		1	9	
	Assoc. Prof.	3		3	1	
	Asstt.Prof.	4	4	8	5	
	Sr. Resident	4		4	5	
	Jr. Resident	8		8	15	
Anaesthesiology	Professor	1		1	5	
	Assoc. Prof.	4	1	5	2	
	Asstt.Prof.	5	1	6	6	
	Sr. Resident	4		4	6	
	Jr. Resident	6		6	6	
Radio-Diagnosis	Professor	1		1	6	
	Assoc. Prof.	1	1	2	1	
	Asstt.Prof.	2	1	3	-	
	Sr. Resident	3	1	4	8	
Dentistry	Professor					
	Assoc. Prof.					
	Asstt.Prof.					
	Tutor/JR					

  
Signatures of the Assessors & Date








  
Signatures of Dean/Principal & Date  
**PRINCIPAL**  
**Jawaharlal Nehru Medical College**  
**BELAGAVI**


## Deficiency chart:

Department	Professor	Asso. Prof	Asst. Prof.	Tutors	SR	JR
Anatomy	Nil	Nil	Nil	Nil	Nil	Nil
Physiology	Nil	Nil	Nil	Nil	Nil	Nil
Bio chemistry	Nil	Nil	Nil	Nil	Nil	Nil
Pharmacology	Nil	Nil	Nil	Nil	Nil	Nil
Pathology	Nil	Nil	Nil	Nil	Nil	Nil
Microbiology	Nil	Nil	Nil	Nil	Nil	Nil
Forensic Medicine	Nil	Nil	Nil	01	Nil	Nil
Community Medicine	Nil	Nil	Nil	Nil	Nil	Nil
Gen. Medicine	Nil	Nil	Nil	Nil	Nil	Nil
Paediatrics	Nil	Nil	Nil	Nil	Nil	Nil
TB and Chest	Nil	Nil	Nil	Nil	Nil	Nil
Dermatology	Nil	Nil	Nil	Nil	Nil	Nil
Psychiatry	Nil	Nil	Nil	Nil	Nil	Nil

  
Signatures of the Assessors & Date


 




  
Signatures of Dean/Principal & Date  
**PRINCIPAL**  
**Jawahar Lal Nehru Medical College**  
**BELAGAVI**


Department	Professor	Asso. Prof	Asst. Prof.	Tutors	SR	JR
Gen Surgery	Nil	Nil	Nil	Nil	Nil	Nil
Orthopaedics	Nil	Nil	Nil	Nil	Nil	Nil
ENT	Nil	Nil	Nil	Nil	Nil	Nil
Ophthalmology	Nil	Nil	Nil	Nil	Nil	Nil
Ob-Gy	Nil	Nil	Nil	Nil	Nil	Nil
Anaesthesiology	Nil	Nil	Nil	Nil	Nil	Nil
Radiology	Nil	Nil	Nil	Nil	Nil	Nil
Dentistry	Nil	Nil	Nil	Nil	Nil	Nil
Total	Nil	Nil	Nil	Nil	Nil	Nil


- 1) Deficiency of Teaching Faculty : Deficiency of 1 tutor o=Out of 189 teaching faculty
- 2) Deficiency of resident doctors : Nil

  
Signatures of the Assessors & Date







  
25/1/2016


  
Signatures of Dean/Principal & Date  
**PRINCIPAL**  
**Jawaharlal Nehru Medical College**  
**BELAGAVI**

<b>Notes:</b>
<b>For purpose of working out the deficiency:</b>
(1) The deficiency of teaching faculty and Resident Doctors shall be counted separately.
<b>(A) For Teaching Faculty:</b>
(a) For calculating the deficiency of faculty, Prof., Assoc Prof., Asst. Prof & Tutor in respective departments shall be counted together.
(b) Any excess teaching faculty in higher cadre can compensate the deficiency of lower cadre of the same department only.
(c) Any excess teaching faculty of lower cadre/ category in any department cannot compensate the deficiency of any teaching faculty in the higher cadre/category of the same department or any other department. e.g. excess of Assistant Professor cannot compensate the deficiency of Associate Professor or Professor.
(d) Excess/Extra teaching faculty of any department cannot compensate the deficiency of any teaching faculty in any other department.
<b>(B) For Resident Doctors:</b>
(a) Excess of SR can be compensated to the deficiency of JR of the same department only.
(b) Excess SR/JR of any department cannot compensate the deficiency of SR/JR in any other department.
(c) Any excess of JR cannot compensate the deficiency of SR in same or any other department.
(d) Any excess/ extra teaching faculty of same or any other department cannot compensate the deficiency of SR/JR. e.g. excess of Assistant Professor cannot compensate the deficiency of SR or JR.
(2) A separate department of Dentistry/Dental faculty is not required where a dental college is available in same campus/city and run by the same management.
(3) Colleges running PG program require additional staff, beds & other requirements as per the PG Regulations - 2000.

Signatures of the Assessors & Date

25/2/2016



Signatures of Dean/Principal & Date

**PRINCIPAL**  
Jawaharlal Nehru Medical College  
BELAGAVI

### Summary of Assessment

1. Karnataka Lingayat Education Society Jawaharlal Nehru Medical College is run by the Trust/  
Society
2. The college has got LOP from GOI/MCI with intake of 200 seats for last academic year 2011-12.
3. Type of assessment: For Recognition No. of seats: 200
4. PG courses : Yes
5. Deficiency of the infrastructure of college and hospital If any: Pl. mention category wise; Nil
6. Deficiency of clinical material If any: Pl mention category wise; Nil
7. Deficiency of teaching staff if any:  

Shortage of teaching faculty is 0.5% (1 out of 189 teaching faculty)
8. Deficiency of resident doctors if any: Nil  

Shortage of resident doctors is Nil
9. Any other Remarks :

Signatures of the Assessors & Date

*Randal*  
25/02/16  
Dr. R-N. Mandal

*Dr*

*Randal*

*nehru*  
25/2/2016

Signatures of Dean/Principal & Date

*MH*  
**PRINCIPAL**  
**Jawaharlal Nehru Medical College**  
**BELAGAVI**





**MEDICAL COUNCIL OF INDIA**

**STANDARD INSPECTION FORM**

**FORM - C**

On the

Final M.B.B.S. Examination of **KLE University.**

In the subject of

**General Surgery**

held at

**KLE University's Jawaharlal Nehru Medical College,**

**Place: Nehru Nagar, Belgaum.**

*[Handwritten signature]*  
(9/11)

*[Handwritten signature]*

1. Date of Inspection : 19<sup>th</sup> January 2016
2. Names of Inspectors : 1. Dr. Braja Mohan Mishra  
Professor  
Department of Gen. Surgery  
V S S Medical Burla, Odisha
2. Dr. J.R.Gohil  
Professor  
Department of Paediatrics  
Govt. Medical College  
Bhavanagar, Gujarat.
3. Date of last Inspection/Visitation : 13<sup>th</sup> March 2015
4. Name of last inspectors/Visitors :

<p><b>Dr. A. K. Saxena,</b> [Co-ordinator] Professor Department of Emergency Medicine, Maroda Medical College, Gujarat. Mobil : 09825177292 Email: <a href="mailto:hodembmc@gmail.com">hodembmc@gmail.com</a></p>	<p><b>Dr. B. Ravi Babu</b> Professor of Orthopedics, Gandhi Medical College, Hyderabad, Andhra Pradesh Mobile: 09866055225 Mobile: 9866055225 Email: <a href="mailto:bandrapalli@gmail.com">bandrapalli@gmail.com</a></p>
<p><b>Dr. Elmy Samsun Rasul</b> Professor, Dept. of Microbiology Fakhruddin Ali Ahmed Medical College Barapeta, Assam Mobile: 09864065956 <a href="mailto:Email.elmyrasul@yahoo.com">Email.elmyrasul@yahoo.com</a></p>	<p><b>Dr. Anupam Mishra.</b> Professor Dept. of ENT, King George Medical College, Lucknow, Uttar Pradesh Mobile: 09415022129 Email.: <a href="mailto:amishra_ent@yahoo.com">amishra_ent@yahoo.com</a></p>

Defects pointed out in the last inspection/visitation if any	Remarks by the University
Nil	Nil

**A. Scheme of Examination**

Copy of the KLE University  
Syllabus attached  
Annexure - I

1. Theory Marks allotted

2. Clinical/practical

3. Oral

Minimum marks for  
Passing the Exam.

} Details as below table

50%

**Total Marks in General Surgery including Orthopedics**

THEORY						PRACTICAL/ CLINICAL			
Subject	Paper I	Paper II	Internal Assessment	Viva-Voce	Total	Practical Examination	Internal Assessment	Total	Grand Total
Surgery	100	100	60	40	300	160	40	200	500
	Surgery 50 Ortho. 50		Surgery 45 Ortho. 15	Surgery 30 Ortho. 10		Surgery 120 Ortho. 40	Surgery 30 Ortho. 10		

**A. Theory**

- Theory paper      Subject      Time for the paper
  - No. 1 Section A. General Surgery      03 Hours  
Section B. Orthopaedics
  - No. 2 General Surgery      03 Hours
- Dates on which conducted : 11<sup>th</sup> & 12<sup>th</sup> January 2016
- Where conducted : Examination hall KLE University's  
J. N. Medical College, Belgaum.
- Invigilation arrangements : Yes (**Annexure-II**)
- No. of candidates appeared : 144
- Papers setters : Provided by University  
Examination section  
(**Annexure III**)

Name & qualification	Designation	Experience as Examiner
Dr. K Ramkrishna M.S. General Surgery	Professor	18 years and 3 months
Dr. Pandurang G Chougale M.S. General Surgery	Professor & HOD	19 years

Dr. A Rajamani M.S. Ortho	Professor	27 years
------------------------------	-----------	----------

**Remarks by the Inspectors/Visitors regarding**

- | a. Nature of the questions  | <u>PAPER I</u>                    | <u>PAPER II</u>  |
|---|-----------------------------------|--|
|   | <u>Section A General Surgery</u>  |  |
|   | MCQ : 15 Marks                    | MCQ : 25 Marks   |
|   | Long Essay Questions: 10 Marks    | Long Essay Questions: 20 Marks   |
|   | Short Essay Questions: 10 Marks   | Short Essay Questions: 40 Marks  |
|   | Short Answers Questions: 15 Marks | Short Answers Questions: 15 Marks  |
|   | <u>Section B Orthopedics</u>      |  |
|   | MCQ : 10 Marks                    |  |
|   | Long Essay Questions: 10 Marks    |  |
|   | Short Essay Questions: 15 Marks   |  |
|   | Short Answers Questions: 15 Marks |  |
| b. Do they cover the whole filed of prescribed curriculum   |                                   | Almost   |
| c. What is the standard displayed in the answers.   |                                   | Randomly selected two answer sheets from each paper verified and found be in order and the standard being satisfactory .                         |
| d. What is the nature of assessment   |                                   | Central evaluation, double evaluation & third evaluation if discrepancy more than 20%  |
| e. What is the minimum percentage necessary for passing the theory examination  |                                   | 50 %   |
| f. What percentage of marks obtained at periodical examinations conducted during the course is carried forwarded to the final examination |                                   | 20 % (Copy from the Syllabus attached)   |
| g. Method of assessment of examination conducted During the course of study to be clearly stated.   |                                   | Three Examination <ul style="list-style-type: none"> <li>• Two Terminal test</li> <li>• One Prelims as per KLE University Examination</li> </ul> |
| h. How has it influenced the result at the final examination  |                                   | Periodic evaluation help the students to improve the performance & get oriented to final examination pattern                                     |
- Note: 1. Basis to be eligible to appear in final university examination.

2. Not Influenced for passing
3. Influenced to score

## II Practical / Clinical

How is the practical examination conducted give details.

Does the practical cover the different branches of the subject?

Yes

a. Time allotted for section General Surgery Per candidate -

Long Case 40 minutes  
Short Case 20 minutes  
Viva Voce 10 minutes

Orthopedics Per candidate -

Two Short cases (20 minute)  
10 minute each  
Viva Voce 10 minutes

b. Examiners

6

	<b>Names &amp; qualification</b>	<b>Designation</b>	<b>Experience as examiner</b>
<b>Internal</b> 18 <sup>th</sup> , 19 <sup>th</sup> & 20 <sup>th</sup> Jan 2016			
Dr. A. S. Godhi	MBBS, MS(Gen-Surgery)	Professor	25 years
Dr. M. S. Sangolli	MBBS, MS(Gen-Surgery)	Professor	22 years
Dr. Kiran S. Patil	MBBS, MS(Ortho)	Professor & HOD	18 years
<b>External</b>			
Dr. J. T Sankpal	M.S(Gen-Surgery)	Associate Professor	15 years
Dr. B. C. Hartimath	M.S(Gen-Surgery)	Associate Professor	11 years
Dr. P. L Srinivas	M.S(Ortho.)	Professor	17 years
<b>Internal</b> 21 <sup>st</sup> 22 <sup>nd</sup> & 23 <sup>rd</sup> Jan 2016			
Dr. S Shimikore			
Dr. S. C Metgud	M.S(Gen-Surgery)	Professor & HOD	20 years
Dr. R B Uppin	M.S(Gen-Surgery)	Professor	15 years
<b>External</b>			
Dr. Mench K.K	M.S. (Ortho.)	Professor	20 years
Dr. Rajendran	M.S(Gen-Surgery)	Associate Professor	12 years
	M.S(Gen-Surgery)	Professor	19 years

Dr. S S Shintre	M.S.(Ortho)	Professor and HOD	21 years
24 <sup>th</sup> & 25 <sup>th</sup> Jan 2016 <b>Internal</b> Dr. V.M Uppin Dr. A. S Gogate Dr. S.V.Udapudi <b>External</b> Dr. Jude Rodrigues Col. Dr. A K Puranik Dr. Sunil Handralmath	M.S(Gen-Surgery) M.S(Gen-Surgery) M.S. (Ortho.) M.S(Gen-Surgery) M.S(Gen-Surgery) M.S. (Ortho)	Professor Professor Professor Associate Professor Professor Professor & HOD	20 years 14 years 09 years 13 years 12 years 12 years

List of External Examiners appointed by the University attached (**Annexure-IV**)

Mode & conduct of practical.

Is it in batches or otherwise.

Batches (08 total)

a) Are there other centers where the Examination is conducted by the same University? **No**

If so, where?

i) Do the same examiners conduct the examination in other centers too? **Not Applicable**

ii). If not what steps are taken to ensure uniformity of standard. **Not Applicable**

d) Date of Examination 18<sup>th</sup> Jan 2016 to 25<sup>th</sup> Jan 016

e) Date and time when the examination was inspected. 19<sup>th</sup> Jan 2016

(from 9.30 a.m. to 1.00 p.m.)

f) Are the invigilation arrangements satisfactory? - Yes

g) No. of candidates appeared. - 19 (Nineteen) Attendance sheet attach  
**Annexure - V**

h) Number & type of questions (a copy of the question paper may be attached)  
Theory question paper Attached – **Annexure –VI**

i) What is the minimum percentage of required for passing. **50 %**

**Clinical**

- |  |  |
|--|--|
| 1. Date of Examination.  | 18 <sup>th</sup> to 25 <sup>th</sup> January 2016  |
| 2. Date & time when the examination was inspected.               | 19-01-2016 (9.30 a.m. to 1.00 p.m.)  |
| 3. Are the invigilation arrangements satisfactory?               | Yes  |
| 4. No. of candidates appeared.                                   | 19 (Nineteen)  |
| 5. Long cases  | 05 cases   |
| 6. Type of cases given (list may be attached)                    | Details of cases List attached<br><b>Annexure VII</b>  |
| 7. Time allotted for study of the case.                          | Long Case 40 Min<br>Each Short Case 10 Min   |
| 8. Nature of Discussion of case by the candidate                 | Case sheet writing, presentation<br>analysis of history demonstration of<br>clinical signs, discussion of relevant<br>investigation and treatment. |
| 9. Time of discussion  | Long Case 20 Min<br><br>Two short cases 15 min   |
| 10. Was the discussion fair, searching and sufficient practical? | Yes  |



**Short Cases**

1. Type of cases given (List may be attached). List enclosed **Annexure VII**
2. How many cases were given to each candidate? Two (Surg) +Two (Ortho) Short Cases
3. How long did examination in short cases last for each Candidate? Two cases -15 min
4. Standard displayed by the candidates in general in the clinical part of the examination. Satisfactory
5. How was the assessment done? Case Presentation clinical sign demonstration & question answers. Marks were allotted as per performance.
6. Was it done jointly by more than one Examiner? Yes, One External and One Internal examiner per candidate
7. How many marks are allotted for clinical examination? Details as mentioned below

Sl. No	Univ. Reg. No	SURGERY			Total 120	Orthopedics			Grand Total 160	Viva-Voce		Grand Total 40
		Long Case I	SHORT CASE SURGERY			Case I	Case. II	Total		Surgery	Orthopedics	
			Case I	Case II								
		60	30	30	120	20	20	40	160	30	10	40

8. What is the minimum percentage for passing the clinical part? 50 %
9. Are marks obtained in any other part of the examination added on to that obtained in the clinical examination? Yes
10. Are marks given for clinical works done in the wards added on to the marks obtained in the clinical examination? Yes, Internal assessment marks added
11. If so, to what extent? 20% of the total marks allotted for the clinical examination in final examination.
12. How has it influenced the result at the final examination? It affects positively

(Method of assessment of clinical work in the wards may be clearly stated).

- Case sheet writing, case presentation
- Journal writing
- End posting Examination

- I<sup>st</sup> Clinical End Posting History analysis & skill demonstration
- II Clinical End Posting Test
- III Clinical End Posting Case sheet writing, case presentation  
Analysis of history demonstration of clinical signs,  
Discussion of relevant investigation, treatment, Operative &  
OSCE exams. Prelims as per KLE University pattern.

**VIVA-VOICE -**

- |   |                                    |   |
|---|------------------------------------|---|
| 1. What did it consist of<br>(Give extent of coverage of subject)               | General Surgery<br><br>Orthopedics | Table 1. X- Ray & Instruments<br>Table 2. Specimen, and Operative<br>Surgery<br>Table 1. Bones Instrument and X-ray's |
| 2. How was it conducted?  |                                    | Two tables (Surg) + One table (Ortho)<br>(Two examiners each table)   |
| 3. What was the standard?   |                                    | Good  |
| 4. What was the nature of assessment?   |                                    | Identification, Diagnosis & relevant<br>questions and allotting marks on<br>performance                               |
| 5. Was it done jointly by more than one examiner?                               |                                    | Yes One External and One Internal for<br>each table   |
| 6. How are the marks obtained in different parts of<br>the examination grouped? |                                    | Each Table (Surg) 15 & Ortho 10<br>Two Table 30 + Ortho 10 = 40<br>+ added to Theory                                  |
| 7. What is the minimum for passing in each and in<br>the grand total?           |                                    | 50%   |
| 8. Results for the last three years.  |                                    | Attached <b>Annexure VIII</b>   |
| 9. No. of students appeared?  |                                    | Attached <b>Annexure VIII</b>   |
| 10. No. of students passed?   |                                    | Attached <b>Annexure VIII</b>   |

11. Other remarks if any

Only 5 Long cases and 10 short cases for

19 students seem to be insufficient

Blank sheets in the answer book (Theory

examination) should have been scratched

by the candidate and countersigned by

the Invigilator



**Conclusions :**

Was the examination conducted satisfactorily? **Yes**

Was the standard sufficient for the M.B.B.S. examination as required by Regulations of the Medical Council of India? **Yes**

Date : 19-01-2016

Place : Belgavi

  
  
**Signature**  
(Inspectors/Visitors)



**MEDICAL COUNCIL OF INDIA**

**STANDARD INSPECTION FORM**

**FORM - C**

On the

Final M.B.B.S. Examination of **KLE University.**

In the subject of

**Obst. & Gynecology**

held at

**KLE University's Jawaharlal Nehru Medical College,**

**Place: Nehru Nagar, Belgaum.**

A handwritten signature in black ink is written over a horizontal line. To the right of the signature is a circular stamp, partially obscured by the signature.

1. Date of Inspection : 19<sup>th</sup> January 2016
2. Names of Inspectors : 1. Dr. Braja Mohan Mishra  
Professor  
Department of Gen. Surgery  
V S S Medical Burla, Odisha
2. Dr. J.R.Gohil  
Professor  
Department of Paediatrics  
Govt. Medical College  
Bhavanagar, Gujarat.
3. Date of last Inspection/Visitation : 13<sup>th</sup> March 2015
4. Name of last inspectors/Visitors :

<p><b>Dr. A. K. Saxena,</b> [Co-ordinator] Professor Department of Emergency Medicine, Maroda Medical College, Gujarat. Mobil : 09825177292 Email: <a href="mailto:hodembmc@gmail.com">hodembmc@gmail.com</a></p>	<p><b>Dr. B. Ravi Babu</b> Professor of Orthopedics, Gandhi Medical College, Hyderabad, Andhra Pradesh Mobile: 09866055225 Mobile: 9866055225 Email: <a href="mailto:bandrapalli@gmail.com">bandrapalli@gmail.com</a></p>
<p><b>Dr. Elmy Samsun Rasul</b> Professor, Dept. of Microbiology Fakhruddin Ali Ahmed Medical College Barapeta, Assam Mobile: 09864065956 Email: <a href="mailto:elmyrasul@yahoo.com">elmyrasul@yahoo.com</a></p>	<p><b>Dr. Anupam Mishra.</b> Professor Dept. of ENT, King George Medical College, Lucknow, Uttar Pradesh Mobile: 09415022129 Email.: <a href="mailto:amishra_ent@yahoo.com">amishra_ent@yahoo.com</a></p>

Defects pointed out in the last inspection/visitation if any	Remarks by the University
Nil	Nil

**A. Scheme of Examination**  
Copy of the KLE University  
Syllabus attached  
**Annexure - I**

1. Theory Marks allotted  
2. Clinical/practical  
3. Oral
- } Details as below table
- Minimum marks for Passing the Exam. 50%

**Total Marks in OBSTETRICS AND GYNECOLOGY**

THEORY						PRACTICAL/ CLINICAL			
Subject	Paper I	Paper II	Internal Assessment	Viva-Voce	Total	Practical Examination	Internal Assessment	Total	Grand Total
Obstetrics and Gynecology	100	100	60	40	300	160	40	200	500

**A. Theory**

1. Theory paper                      Subject                                      Time for the paper
- No.I                                      Obstetrics                                      03 Hours
- No. II                                      Gynecology                                      03 Hours
2. Dates on which conducted                      :                      13<sup>th</sup> & 16<sup>th</sup> January 2016
3. Where conducted                                      :                      Examination hall KLE University's  
J. N. Medical College, Belgaum.
4. Invigilation arrangements                      :                      Yes (**Annexure-II**)
5. No. of candidates appeared                      :                      146
6. Papers setters                                      :                      Provided by University  
Examination section  
(**Annexure III**)

Name & qualification	Designation	Experience as Examiner
Dr. Sanjeevani Deshpande M.S.(OBG.)	Professor	15 years
Dr. Bhaskar Murthy M.S. (OBG)	Associate Professor	16 years

**Remarks by the Inspectors/Visitors regarding**

a. Nature of the questions	<u>PAPER I</u>	<u>PAPER II</u>
	<u>Obstetrics</u>	<u>Gynecology</u>
	MCQ : 25 Marks	MCQ : 25 Marks
	Long Essay Questions: 20 Marks	Long Essay Questions: 20 Marks
	Short Essay Questions: 40 Marks	Short Essay Questions: 40 Marks
	Short Answers Questions: 15 Marks	Short Answers Questions: 15 Marks
b. Do they cover the whole field of prescribed curriculum	Almost	
c. What is the standard displayed in the answers.	Randomly selected two answer sheets from each paper verified and found to be in order and the standard being satisfactory .	
d. What is the nature of assessment	Central evaluation, double evaluation & third evaluation if discrepancy more than 20%	
e. What is the minimum percentage necessary for passing the theory examination	50 %	
f. What percentage of marks obtained at periodical examinations conducted during the course is carried forward to the final examination	20 % (Copy from the Syllabus attached)	
g. Method of assessment of examination conducted During the course of study to be clearly stated.	Three Examination <ul style="list-style-type: none"> <li>• Two Terminal test</li> <li>• One Prelims as per KLE University Examination</li> </ul>	
h. How has it influenced the result at the final examination	Periodic evaluation helps the students to improve the performance & get oriented to final examination pattern <p>Note: 1. Basis to be eligible to appear in final university examination.</p> <p>2. Not Influenced for passing</p> <p>3. Influenced to score</p>	



**II Practical / Clinical**

How is the practical examination conducted give details.

Does the practical cover the different branches of the subject?

Yes

a. Time allotted for section Obstetrics & Gynecology Per candidate -

Long Case 40 minutes each  
Viva Voce 10 minutes

b. Examiners

6

	<b>Names &amp; qualification</b>	<b>Designation</b>	<b>Experience as examiner</b>
<b>Internal</b> 18 <sup>th</sup> , 19 <sup>th</sup> & 20 <sup>th</sup> Jan 2016			
Dr. M K Swamy	MS(OBG)	Professor	35 years
Dr. M C Metgud	MS(OBG)	Professor	13 years
<b>External</b> Dr. Bhaskar K Murthy	M.S(OBG)	Assoc. Professor	16 years
Dr. Tushar T Palve	M.S(OBG)	Associate Professor	06 years
<b>Internal</b> 21 <sup>st</sup> 22 <sup>nd</sup> & 23 <sup>rd</sup> Jan 2016			
Dr. M B Bellad	M.S.(OBG)	Professor	25 years
Dr. Hema Dhumale	M.S.(OBG)	Professor	15 years
<b>External</b> Dr. Ashok Anand	M.S(OBG)	Professor	26 years
Dr. Vijay C Pawar	M.S(OBG)	Associate Professor	5 ½ Years
24 <sup>th</sup> & 25 <sup>th</sup> Jan 2016			
<b>Internal</b> Dr. Kamal Patil	M.S(OBG)	Professor	20 years
Dr. Anita Dalal	M.S(OBG)	Professor	14 years
<b>External</b> Dr. J A Deshmukh	M.S(OBG)	Associate Professor	10 years
Dr. Ravi M Rawal	M.S(OBG)	Associate Professor	09

List of External Examiners appointed by the University attached (**Annexure-IV**)

Mode & conduct of practical.

Is it in batches or otherwise.

Batches (08 total)

a) Are there other centers where the Examination is conducted by the same University? **No**

If so, where?

i) Do the same examiners conduct the examination in other centers too? **Not Applicable**

ii). If not what steps are taken to ensure uniformity of standard. **Not Applicable**

d) Date of Examination 18<sup>th</sup> Jan 2016 to 25<sup>th</sup> Jan 2016

e) Date and time when the examination was inspected. 19<sup>th</sup> Jan 2016

(from 9.30 a.m. to 1.00 p.m.)

f) Are the invigilation arrangements satisfactory? - Yes

g) No. of candidates appeared. - 13 (Thirteen) Attendance sheet attach  
**Annexure - V**

h) Number & type of questions (a copy of the question paper may be attached)  
Theory question paper Attached – **Annexure –VI**

i) What is the minimum percentage of required for passing.

**50 %**

**Clinical**

- |  |   |
|--|---|
| 1. Date of Examination.  | 18 <sup>th</sup> to 25 <sup>th</sup> January 2016   |
| 2. Date & time when the examination was inspected.               | 19-01-2016 (9.30 a.m. to 1.00 p.m.)   |
| 3. Are the invigilation arrangements satisfactory?               | Yes   |
| 4. No. of candidates appeared.                                   | 13 (Thirteen)   |
| 5. Long cases  | 02 cases – One Obstetrics and One Gyn. Cases given per candidate  |
| 6. Type of cases given (list may be attached)                    | Details of cases List attached<br><b>Annexure VII</b>   |
| 7. Time allotted for study of the case.                          | Two Long Cases 40 Min each  |
| 8. Nature of Discussion of case by the candidate                 | Case sheet writing, presentation analysis of history demonstration of clinical signs, discussion of relevant investigation and treatment. |
| 9. Time of discussion  | Long Case 20 Min  |
| 10. Was the discussion fair, searching and sufficient practical? | Yes   |

**Short Cases**

1. Type of cases given (List may be attached). Not Applicable
2. How many cases were given to each candidate? Not Applicable
3. How long did examination in short cases last for each Candidate? Not Applicable
4. Standard displayed by the candidates in general in the clinical part of the examination. Satisfactory
5. How was the assessment done? Case Presentation, demonstration of clinical signs & question answers. Marks were allotted as per performance.
6. Was it done jointly by more than one Examiner? Yes, One External and One Internal examiner per candidate
7. How may marks are allotted for clinical examination? Details as mentioned below

Sl. No	Univ. Reg. No	OBSTETRICS Long Case	GYNECOLOGY Long Case	Grand Total 160	Viva-Voce OBG	Grand Total 40
		80	80	160	40	40

8. What is the minimum percentage for passing the clinical part? 50 %
9. Are marks obtained in any other part of the examination added on to that obtained in the clinical examination? Yes
10. Are marks given for clinical works done in the wards added on to the marks obtained in the clinical examination? Yes, Internal assessment marks added
11. If so, to what extent? 20% of the total marks allotted for the clinical examination in final examination.
12. How has it influenced the result at the final examination? It affects positively

(Method of assessment of clinical work in the wards may be clearly stated).

- Case sheet writing, case presentation
- Journal writing
- End posting Examination

- I<sup>st</sup> Clinical End Posting History analysis & skill demonstration
- II Clinical End Posting Test -OSCE
- III Clinical End Posting Case sheet writing, case presentation  
Analysis of history demonstration of clinical signs,  
Discussion of relevant investigation, treatment, Operative procedures  
as per KLE University pattern.

**VIVA-VOICE –**

- |  |   |
|--|---|
| 1. What did it consist of    Obstetrics & Gynecology<br>(Give extent of coverage of subject) | Table 1. Instruments Specimen, X- Ray<br>USG films, Drugs<br>Table 2. Contraception and Journal<br>Record, Dummy & Pelvis |
| 2. How was it conducted?   | Two tables. One External and one<br>Internal on each table  |
| 3. What was the standard?  | Good  |
| 4. What was the nature of assessment?  | Identification, Diagnosis & relevant<br>questions and allotting marks on<br>performance                                   |
| 5. Was it done jointly by more than one examiner?  | Yes, One External and One Internal<br>examiner.   |
| 6. How are the marks obtained in different parts of<br>the examination grouped?              | 40 marks - 20 on each table and added to<br>Theory marks.   |
| 7. What is the minimum for passing in each and in<br>the grand total?                        | 50%   |
| 8. Results for the last three years.   | <b>Attached Annexure VIII</b>   |
| 9. No. of students appeared?   | <b>Attached Annexure VIII</b>   |
| 10. No. of students passed?  | <b>Attached Annexure VIII</b>   |

11. Other remarks if any

Nil

**Conclusions :**

Was the examination conducted satisfactorily?

**Yes**

Was the standard sufficient for the M.B.B.S. examination as required by Regulations of the Medical Council of India?

**Yes**


Date : 19-01-2016

Place : Belgavi



**Signature**  
(Inspectors/Visitors)





**MEDICAL COUNCIL OF INDIA**

**STANDARD INSPECTION FORM**

**FORM - C**

On the

Final M.B.B.S. Examination of **KLE University.**

In the subject of **General Medicine** held at **KLE University's Jawaharlal  
Nehru Medical College, Belgaum.**


**Place Belgaum.**

A handwritten signature in black ink, appearing to be 'S. M.' with a horizontal line underneath.

A handwritten signature in black ink, appearing to be 'R. P.' with a horizontal line underneath.

1. Date of Inspection : 19<sup>th</sup> January 2016.
2. Names of Inspectors : 1. Dr. Braja Mohan Mishra, Professor,  
Department of General Surgery,  
V S S Medical College, Burla, Orissa.  
2. Dr. Jayendra R Gohil  
Professor Dept. of Paediatrics  
Government Medical College  
Bhavanagar, Gujarat.
3. Date of last Inspection/Visitation : 13<sup>th</sup> March 2015
4. Name of last inspectors/Visitors :

<p><b>Dr. A.K.Saxena,</b> [Co-ordinator] Professor Department of Emergency Medicine, Madodara, Gujarat. Mobil : 09825177292 Email: <a href="mailto:hodembmc@gmail.com">hodembmc@gmail.com</a></p>	<p><b>Dr.B. Ravi Babu</b> Professor of Orthopedics, Gandhi Medical College, Hyderabad, Andhra Pradesh Mobile: 09866055225 Mobile: 9866055225 Email: <a href="mailto:bandrapalli@gmail.com">bandrapalli@gmail.com</a></p>
<p>Dr. Elmy Samsun Rasul Professor, Dept. of Microbiology Fakhruddin Ali Ahmed Medical College Barapeta, Assam Mobile: 09864065956 Email: <a href="mailto:elmyrasul@yahoo.com">elmyrasul@yahoo.com</a></p>	<p>Dr. Anupam Mishra. Professor Dept of ENT/ Otorhinolaryngolgy, King George Medical College, Lucknow, Uttar Pradesh Mobile: 09415022129</p>

Defects pointed out in the last inspection/visitation if any	Remarks by the University
NIL	

**A. Scheme of Examination****ANNEXURE - I**

1. Theory Marks allotted
  2. Clinical/practical
  3. Oral
- Minimum marks for Passing the Exam.
- Shown in the table given below 50%.

**Total Marks in Medicine**

Theory						Practical's / Clinical			
Subject	Paper I	Paper II	Internal Assessment	Viva Voce	Total	Practical Examination	Internal Assessment	Total	Grand Total
Medicine	100	100	60	40	300	160	40	200	500

**A. Theory**

1. Theory paper

Subject  
**General Medicine**

Time for the paper  
(1 copy of each of the  
Papers may be attached)

No. 1

No. 2

**Question paper Attached**

2. Dates on which conducted : **8<sup>th</sup> & 9<sup>th</sup> January 2016**
3. Where conducted : Examination hall KLE University, J.N. Medical College, Belgaum. **ANNEXURE II**
4. Invigilation arrangements : One Invigilator for each block of 28 Students.  
One Chief Superintendent, One Internal Dy. Chief Superintendent and one External Chief Supervisor for smooth conduct of the Examination. **ANNEXURE II**
5. No. of candidates appeared : **Total 143 (Regular 126, Repeater 17).**
6. Papers setters : Provided by University examination section **ANNEXURE - III**

<b>Name &amp; qualification</b>	<b>Designation</b>	<b>Experience as Examiner</b>
Dr. Kavita K. Kshitendra, M.D. General Medicine	Professor, Dept. of Medicine, Barati Vidyapeeth University's Medical College, Pune, Maharashtra.	22 years.
Dr. Pavan Kumar, M.D. General Medicine.	Assoc. Professor, Dept. Of General Medicine, M.S. Ramaiah Medical College & Hospital, Bengaluru.	12 years.

**Remarks by the Inspectors/Visitors regarding**

- a. Nature of the questions
- |  |                         |          |
|--|-------------------------|----------|
|  | MCQ                     | 25 Marks |
|  | Long Essay Questions    | 20 Marks |
|  | Short Essay Questions   | 40 Marks |
|  | Short Answers Questions | 15 Marks |
- Good*
- b. Do they cover the whole filed of prescribed curriculum
- Yes**
- c. What is the standard displayed in the answers.
- Average to Good as per Random check.*
- d. What is the nature of assessment
- Good*
- Central FIRST evaluation, double evaluation FOR ALL & average of two & third evaluation if discrepancy more than 20% ; thereafter average of two best marks.
- Fair to Good Student Standard.*
- e. What is the minimum percentage necessary for passing the theory examination
- 50 %**
- f. What percentage of marks obtained at periodical examinations conducted during the course is carried forwarded to the final examination
- 20 %**
- g. Method of assessment of examination conducted During the course of study to be clearly stated.
- Three Examination**
- **Two Terminal test**
  - **One Prelims as per KLE University Examination**
- h. How has it influenced the result at the final: examination
- Internal Assessment helps in identifying the gaps in the knowledge and skills of the students and helps in enhancing the performance of the students in final examination.

**II Practical / Clinical**

How is the practical examination conducted give details.

Does the practical cover the different branches of the subject?

**Yes**

a. Time allotted for section

**Long Case - 40 min.  
Short Case - Two - 20 min.  
each.  
Viva Voce - 10 mins.,  
Two tables**

b. Examiners

**4**

	<b>Names &amp; qualification</b>	<b>Designation</b>	<b>Experience as examiner</b>
<b>Internal</b>	Dr. Rekha S. Patil, M.D. (Gen. Medicine),	Professor & Head, Dept. of General Medicine, J.N. Medical College, Belgaum.	UG : 20 years. PG : 15 years.
	Dr. Dnyanesh Morkar, M.D. (Gen. Medicine),	Assoc. Professor, Dept. of General Medicine, J.N. Medical College, Belgaum.	UG : 4 years. PG : --
<b>External</b>	* Dr. Mallikarjun A. Jamadar, M.D. (Gen. Medicine),	Assoc. Professor, Dept. of General Medicine, Dr.V.M. Govt. Medical College, Solapur.	UG : 15 years. PG : 10 years.
	* Dr. S.P. Toshniwal, M.D. (Gen. Medicine).	Assoc. Professor, Dept. Of General Medicine, Govt. Medical College, Latur.	UG : 5 years. PG : --

\* ANNEKURE TV

Mode & conduct of practical.

Is it in batches or otherwise.

Yes, in **Batches (8 batches)**

a) Are there other centers where the Examination is conducted by the same University? **No**

If so, where?

i) Do the same examiners conduct the examination in other centers too? **Not Applicable**

ii). If not what steps are taken to ensure uniformity of standard. **Not Applicable**

d) Date of Examination : 18th to 25th January 2016.

e) Date and time when the examination was inspected. : 19th January 2016. – 9.30 a.m. to 12.30 p.m.

f) Are the invigilation arrangements satisfactory

Yes

g) No. of candidates appeared :

ANNEXURE ✓

19<sup>th</sup> January 2016 – Allotted 20; 1 detained & Appeared 19.

18 Jan 2016-- appeared 20 allotted 20.

143 supposed to appear.

h) Number & type of questions (a copy of the question paper may be attached) – Copy attached.

ANNEXURE - ✓

i) What is the minimum percentage of required for passing. : **50 %**

**Clinical**

1. Date of Examination. :	18 <sup>th</sup> to 25 <sup>th</sup> January 2016.
2. Date & time when the examination was inspected. :	19 <sup>th</sup> January 2016.
3. Are the invigilation arrangements satisfactory?	Yes. ✓
4. No. of candidates appeared.	Allotted 20; 1 detained & Appeared 19. 18 Jan 2016-- appeared 20 allotted 20. 143 supposed to appear.
5. Long cases	One per candidate.
6. Type of cases given (list may be attached)	List enclosed. ANNEXURE 7a,b
7. Time allotted for study of the case.	Long Case 40 Min Each Short Case 20 Min
8. Nature of Discussion of case by the candidate	Case sheet writing, presentation analysis of history, demonstration of clinical signs, discussion of relevant investigation and treatment.
9. Time of discussion	Long Case 15 Min Each short case 8 min
10. Was the discussion fair, searching and sufficient practical?	Yes.



**Short Cases**

1. Type of cases given (List may be attached).	<b>List enclosed.</b>
2. How many cases were given to each candidate?	<b>Two Short Cases</b>
3. How long did examination in short cases last for each Candidate?	<b>Each case -8 min Total -16 min</b>
4. Standard displayed by the candidates in general in the clinical part of the examination.	<i>Good to Average .</i>
5. How was the assessment done?	<b>Brief History, signs, relevant question and sign demo.</b>
6. Was it done jointly by more than one Examiner?	<b>Yes, Two examiner (one internal &amp; one external).</b>
7. How many marks are allotted for clinical examination?	<b>Long        80 Marks Short Case I 40 Marks Short Case II 40 Marks Total    -    160 Marks</b>
8. What is the minimum percentage for passing the clinical part?	<b>50 %</b>
9. Are marks obtained in any other part of the examination added on to that obtained in the clinical examination?	<b>No</b>
10. Are marks given for clinical works done in the wards added on to the marks obtained in the clinical examination?	<b>Yes, Internal assessment</b>
11. If so, to what extent?	<b>20%</b>
12. How has it influenced the result at the final examination?	<b>It helps for better performance in University examination.</b>

(Method of assessment of clinical work in the wards may be clearly stated).

- Case sheet writing, case presentation
- Journal writing
- End posting Examination
  - o 1<sup>st</sup> Clinical End Posting History analysis & skill demonstration
  - o II Clinical End Posting OSCE Test
  - o III Clinical End Posting Case sheet writing, case presentation analysis of history demonstration of clinical signs, discussion of relevant investigation and treatment.
  - o Prelims as per KLE University pattern

### VIVA-VOICE

- |  |  |
|--|--|
| 1. What did it consist of<br>(Give extent of coverage of subject)            | <b>Table 1 . X- Ray, ECG, Drugs.<br/>Table 2. Specimen, Instruments &amp;<br/>Charts.</b>              |
| 2. How was it conducted?   | <b>Two tables<br/>Two examiner each table</b>  |
| 3. What was the standard?  | — Good to Average.   |
| 4. What was the nature of assessment?  | — Good & Fair.   |
| 5. Was it done jointly by more than one examiner?                            | <b>Yes, by two examiners – one internal<br/><br/>and one external.</b>                                 |
| 6. How are the marks obtained in different parts of the examination grouped? | <b>Each Table 20 marks,<br/>Two Tables 40 added to Theory,<br/>obtained marks are added to theory.</b> |
| 7. What is the minimum for passing in each and in the grand total?           | <b>Viva Voce added to Theory</b>   |
| 8. Results for the last three years.   | <b>Results of last 3 years enclosed as<br/>Annexure.</b>   |
| a. No. of students appeared?   | $\sqrt{111}$ 8   |
| b. No. of students passed?   | ✓  |
| c. Other remarks if any  |  |

**Conclusions :**

Was the examination conducted satisfactorily?

Yes, as discussed above and as per personal observation of examination process.

Was the standard sufficient for the M.B.B.S. examination as required by Regulations of the Medical Council of India?

Yes

Date : 19.01.2016.

Place : Belgaum.

  
19/1/16  
  
Signature  
(Inspectors/Visitors)



**MEDICAL COUNCIL OF INDIA**  
**STANDARD INSPECTION FORM**

**FORM - C**

On the

**Final M.B.B.S. Examination of KLE University**

In the subject of

**Pediatrics**

held at

**KLE University's Jawaharlal Nehru Medical College**

**Place : Nehru Nagar, Belgaum: 590 010**

A handwritten signature in black ink, appearing to be 'S. M.' with a horizontal line underneath.

A handwritten signature in black ink, appearing to be 'A. K.' with a horizontal line underneath.

1. Date of Inspection : 19<sup>th</sup> January 2015
2. Names of Inspectors : 1. Dr. Braja Mohan Mishra, Professor,  
Department of General Surgery,  
V S S Medical College, Burla, Orissa.  
2. Dr. Jayendra R Gohil  
Professor Dept. of Paediatrics  
Government Medical College  
Bhavanagar, Gujarat 364002
3. Date of last Inspection/Visitation : 13<sup>th</sup> March 2015.
4. Name of last inspectors/Visitors :
- Dr. A K Saxena, (Co-Ordinator), Professor, Department of Emergency Medicine, Baroda Medical College, Vadodara, Gujarat, Mob # 09825177292, [hodembmc@gmail.com](mailto:hodembmc@gmail.com)
  - Dr. B Ravi Babu, Professor, Department of Orthopedics, Gandhi Medical College, Hyderabad, Andhra Pradesh, Mob # 09866055225 [bandrapalli1@gmail.com](mailto:bandrapalli1@gmail.com)
  - Dr. Elmy Samsun Rasul, Professor, Department of Microbiology, Fakhruddin Ali Ahmed Medical College, Barapeta, Assam, Mob # 09864065956, [elmyrasul@yahoo.com](mailto:elmyrasul@yahoo.com)
  - Dr. Anupam Mishra, Professor, Department of ENT / Otorhinolaryngology, King George Medical College, Lucknow, Uttar Pradesh, Mob # 09415022129.

Defects pointed out in the last inspection/visitation if any	Remarks by the University
Nil	--

A. **Scheme of Examination**

1. Theory
2. Clinical/practical
3. Oral

Shown in the  
Table given below.  
50%

ANNEXURE I

**Total Marks in Pediatrics**

Subject	Theory				Practicals/Clinical			
	Theory Paper	Viva-voice	Internal Assessment	Total	Practical Examination	Internal Assessment	Total	Grand Total
Paediatrics	100	20	30	150	80	20	100	250

B. **Theory**

1. Theory paper                                      Subject                                      3 hr Time for the paper (1 copy of each of the papers may be attached).

No. 1    Pediatrics                                      Question paper attached

No. 2    N/ A    --

2. Dates on which conducted                      :                      7<sup>th</sup> January 2016.

3. Where conducted                                      :                      Examination Hall, KLE University's  
J N Medical College, Belgaum.

4. Invigilation arrangements                      :                      One Invigilator for each block of 28 Students.

One Chief Superintendent, One Internal Dy. Chief Superintendent and one External Chief Supervisor for smooth conduct of the Examination.

5. No. of candidates appeared                      :                      Total 151 (Regular 126 & Repeater 25).

6. Papers setters **ANNEXURE III** : Provided by the Examination Section,  
KLE University, Belgaum.

Name & qualification	Designation	Experience as Examiner
Col. (Dr.) Prabhat Kumar, M.D. Paediatrics. 9922923383	Professor, Dept. of Paediatrics, Rural Medical College, LONI, Maharashtra.	25 years.
Dr. C.B. Aundhakar, M.D. Paediatrics. 9960697814	Professor, Dept. of Paediatrics, Krishna Institute of Medical Sciences, Karad, Maharashtra.	28 years.

**Remarks by the Inspectors/Visitors regarding**

- a) Nature of the questions.
- MCQ 25 Marks
- Long Essay Questions 20 Marks
- Short Essay Questions 40 Marks
- Short Answers Questions 15 Marks

Good

- b) Do they cover the whole field of prescribed curriculum

Yes

- c) What is the standard displayed in the answers.

Average to Good as  
per Random check

- d) What is the nature of assessment?

→ Good.

Fair, Good. student standard

Central FIRST evaluation, double evaluation FOR ALL & average of two & third evaluation if discrepancy more than 20% ; thereafter average of two best marks.

- e) What is the minimum percentage necessary for passing the theory examination

- 50%

- f) What percentage of marks obtained at periodical examinations conducted during the course is carried forwarded to the final examination.

- 20% of total marks are internal marks.

g) Method of assessment of examination conducted. During the course of study to be clearly stated.

- **Theory (30 marks)**

- Three Internal Assessment Tests (IA) conducted during the course, the third IA (9<sup>th</sup> term) preceding the University Examination is similar to the pattern University Examination. Average of any two best marks obtained in the Internal Examination is taken into consideration for calculating IA marks. The total marks is reduced to 30 and is carried forward to the final examination

- **Clinical (20 marks)**

- The clinical internal assessment is conducted at end of each posting. OSCE is method of assessment for the first internal assessment. The marks obtained is reduced to 20 and carried forward to final examination.
- Student has to obtain at least 35% of the total marks fixed for internal assessment in Pediatrics in order to be eligible to appear in the final university examination.

h) How has it influenced the result at the final examination

- Internal Assessment helps in identifying the gaps in the knowledge and skills of the students and helps in enhancing the performance of the students in final examination.
- Student has to obtain at least 35% of the total marks fixed for internal assessment in Pediatrics in order to be eligible to appear in the final university examination.



**II. Practical/clinical**

How is the practical examination conducted give details.

Does the practical cover the different branches of the subject?

a) Time allotted for section. 20 minutes for each of two case total 40 min.  
Examination time for each case by 2 examiners [int +ext] 20 for each case total 40 min.

Viva 2 tables jointly by 2 examiners [int +ext] each table for 5 min, total 10 min, for 2 tables

b) Examiners

	Names & qualification	Designation	Experience as examiner
<b>Internal</b>	Dr. Roopa Bellad, (Chairperson), M.D. Paediatrics.	Professor & Head, Dept. of Paediatrics, J.N. Medical College, Belgaum.	UG : 19 YRS. PG : 16 YRS.
	Dr. Sujata M. Jali, M.D. Paediatrics, D.C.H.	Professor of Paediatrics, J.N. Medical College, Belgaum.	UG : 12 YRS. PG : 7 YRS.
<b>External</b>	Dr. Satish D. Astekar, M.D. Paediatrics.	Assoc. Professor, Dept. of Paediatrics, Govt. Medical College, MIRAJ.	UG : 4 yrs., 5 months. PG : 1 year.
	Dr. Milind B. Kamble, M.D. Paediatrics.	Professor & Head, Dept. of Paediatrics, Shri Vasantnao Naik Govt. Medical College, Yavatmal.	UG : 14 years PG : 11 years

Mode & conduct of practical.

Is it in batches or otherwise.

: Yes, in batches (eight batches).

\* ANNEXURE IV

- c) Are there other centers where the Examination is conducted by the same University? : - No -  
If so, where? : Not applicable.
- i) Do the same examiners conduct the examination in other centers too? -  
Not applicable.
- ii) If not what steps are taken to ensure uniformity of standard. - Not applicable.
- d) Date of Examination : 18th to 25<sup>th</sup> January 2016.
- e) Date and time when the examination was inspected. : 19<sup>th</sup> Jan. 2016 – 9.30 a.m. to  
12.30 p.m.
- f) Are the invigilation arrangements satisfactory? Yes
- g) No. of candidates appeared  
19<sup>th</sup> January 2016 – No. of students - Allotted 20, Appeared 19, 1 detained due to  
lack of attendance.  
  - 18 Jan - Allotted 20, Appeared 20
  - Total 151 supposed to appear
 ANNEXURE - V
- h) Number & type of questions (a copy of the question paper may be attached)  
  - Question paper enclosed.
 ANNEXURE VI
- i) What is the minimum percentage of required for passing.  
  - 50%.

**Clinical**

1. Date of Examination.
  - 18<sup>th</sup> to 25<sup>th</sup> January 2016 in batches.
2. Date & time when the examination was inspected.
  - 19<sup>th</sup> January 2016 – 9.30 a.m. to 12.30 p.m.
3. Are the invigilation arrangements satisfactory? *Yes*
  -
4. No. of candidates appeared.
  - 19<sup>th</sup> January 2016 – No. of students - Allotted 20, Appeared 19, 1 detained due to lack of attendance .
  - 18 Jan - Allotted 20, Appeared 20
  - Total 151 supposed to appear
5. Long cases
  - Not applicable
6. Type of cases given (list may be attached)
  - Not applicable
7. Time allotted for study of the case.
  - Not applicable
8. Nature of Discussion of case by the candidate
  - Not applicable
9. Time of discussion
  - Not applicable
10. Was the discussion fair, searching and sufficient practical?
  - Not applicable

**Short Cases**

1. Type of cases given (List may be attached). - List enclosed.

ANNEXURE - VII

2. How many cases were given to each candidate?
  - Two cases.
3. How long did examination in short cases last for each Candidate?
  - 20 minutes each.
4. Standard displayed by the candidates in general in the clinical part of the examination.
 

Average to Good.
5. How was the assessment done?
  - History & Case presentation, clinical signs, demonstration and question answers.
6. Was it done jointly by more than one Examiner?
  - Yes, one internal and one external.
7. How many marks are allotted for clinical examination?
  - 2 cases 40 marks each.
8. What is the minimum percentage for passing the clinical part?
  - 50%
9. Are marks obtained in any other part of the examination added on to that obtained in the clinical examination?
  - Internal Clinical Examination : 20%
10. Are marks given for clinical works done in the wards added on to the marks obtained in the clinical examination?
  - Yes. As internal marks.
11. If so, to what extent?
  - 20%
12. How has it influenced the result at the final examination?
  - It helps for better performance in University examination.

(Method of assessment of clinical work in the wards may be clearly stated).

- During the first clinical posting student have to write 10 case sheets which are assessed at the end of the posting.
- During the second posting each student writes 20 case sheets in the journal which are assessed at the end of the posting.
- OSCE is the method of assessment for the 1<sup>st</sup> Internal Clinical Examination.
- At the end of 2<sup>nd</sup> posting the student is assessed at the bed side as short case discussion.

### VIVA-VOICE

1. What did it consist of

(Give extent of coverage of subject)

- 20 marks includes questions on
  - Nutrition
  - X-Rays
  - Drugs and Vaccines
  - Instruments [newborn & Pediatric]

2. How was it conducted?

- Two tables
- Two examiners each table – one internal and one external.

3. What was the standard?

- Students

*Good.  
Average to Good (standard is good.)*

4. What was the nature of assessment?

- Identification, diagnosis, indications, procedure and relevant questions.

5. Was it done jointly by more than one examiner?

- Yes.

6. How are the marks obtained in different parts of the examination grouped?

- 5 marks for each topic
  - Nutrition
  - X-Rays
  - Drugs and Vaccines
  - Instruments
- Two Tables-- 20 added to Theory, obtained marks are added to theory.

7. What is the minimum for passing in each and in the grand total?

- Viva marks added to theory; 50 % required in theory total to pass.

8. Results for the last three years.

- Annexure. 8

9. No. of students appeared?

- Annexure. 8

10.No. of students passed?

- Annexure. 8

11. Other remarks if any.

- Nil.

**Conclusions :**

Was the examination conducted satisfactorily?

Yes  
as per format discussed above, and by  
personal observation of exam process.

Was the standard sufficient for the M.B.B.S. examination as required by Regulations of the Medical Council of India?

Yes

Date : 19<sup>th</sup> Jan. 2016

Place : Belgaum.

  
19/1/16,

**Signature**  
(Inspectors/Visitors)