

ConfidentialMEDICAL COUNCIL OF INDIA**ASSESSMENT FORM FOR 200 [INCREASE OF SEATS FROM 150 TO 200] ADMISSIONS REPORT**

Part A-I

(Filled by the Institution)

1.1 Type of Assessment

U/S 11 -Regular: Recognition (✓) Recognition for increase of seats from 150 to 200

Name of the Institution : Jagadguru Sri Shivarathreeshwara Medical College


Address : Sri Shivarathreeshwara Nagara, Mysore - 570 015

Telephone No. : 0821-2548337 / 8 (Off)

E-mail : jssmc09@gmail.com

Fax : 0821-2493819, 0821-2548345

Date:


Signature with stamp of Principal
Principal
JSS Medical College
S.S. Nagar, Mysore-15

Website	:	www.jssmedicalcollege.in
Management	:	Society
Regn. no.	:	MYS-S61-2007-2008
Consent/Affiliation from University	:	JSS University
Period of Validity	:	2016-2017
No. of seats as per Essentiality Certificate (Information not required for renewal/ recognition inspection)	:	200
Period of Validity	:	2016-2017
No. of seats as per Essentiality Certificate (Information not required for renewal/recognition inspection)	:	Not applicable
Period of Validity	:	Not applicable
Assessment Date	:	10th & 11th Mar.2016
Last Assessment Date	:	1st & 2nd Sept.2015

1.2 For LOP ONLY:

- (a) Location: The applicant college is located in **Mysore** (city/village) of **Mysore** taluka **Mysore** district of **Karnataka** state.

Date:

Signature with stamp of Principal

(b) The College has following plots of land:

#	Survey #	Place	Area	Remarks if any
1	172/1	Bannimantap B Layout	43.65 Acres	Verified
2	172/2			
3	172/4			
4	172/5			
5	24/1, 24/2	MG Road	18.705 Acres	
6	18, 19, 20, 24			

(c) The campus is unitary / divided into 2 parts, JSS Medical College is located at Sri Shivarathreeshwara Nagara, Mysore
JSS Hospital is located at MR Road within the 5 kms distance

1.3* **Building Plan approval from the competent authority :** Yes, MUDA, Mysore CD12/656/85-86, dated 22-10-1985
MUDA, Mysore/ MCC/142/2012-13, 05-05-2012

1.4 Buildings:

College: 48,397.73 sq.mt.
Hospital (including OPD): 1,35,840 sq.mt.
Hostel & Residential complex 45,262 sq.mt.

1.5 **Building Use/ Occupancy Certificate:** approved by MUDA, Mysore CD12/656/85-86, dated 22-10-1985 &
MUDA, Mysore/MCC/142/2012-13 dated 05-05-2012

Date:


Signature with stamp of Principal

Abhime
PRINCIPAL
JSS Medical College,
Sri Shivarathreeshwara nagar
Mysuru

- 1.6 Nearest airport : 10 kms.
- 1.7 Nearest Railway Station : 5 kms.
- 1.8 Water Supply : Through Municipal and Bore wells.
- 1.9 Electric supply : Sanctioned Load 850 KVA from the Mysore Electricity Board.
- 1.10 Generators : available/not available, Available load - College : Available Load : 500 KVA & 250 KVA
- Hospital : Available Load : 750 KVA, 500 KVA & 250 KVA
- 1.11 Drainage & sewage disposal: Through Mysore City Corporation
- 1.12 Working Hours:
1. OPD Timings: 09.00 am to 04.00 pm
 2. College Timings: 09.00 am to 5.00 pm
 3. Library Timings: 9.00 am to 11.00 pm, during examination - 9.00 am to 12.00 Mid night
- 1.13 Annual Budget: College & Hospital

Year	Current Financial Year 2015-2016	
	College	Hospital
Salary		
- Doctors	3635.00	90.00

Date:


Signature with stamp of Principal
PRINCIPAL
JSS Medical College,
Sri Shivarathreschwara nagar
Mysuru

- Resident Doctors		
- Other Staff	463.00	4957.50
Technical Training	--	10.07
Library & Education	200.00	--
Maintenance	122.00	288.00
Contingencies	180.00	4808.84
Others	3366.60	11695.05
Total	7966.60	21849.46

Date:



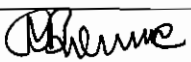
Signature with stamp of Principal

Principal
 JSS Medical College,
 Sri Unvarathreshwara Nagar
 Mysuru

1.14 Paramedical staff (Nos.): Give details of technicians department wise:

Department	Technician	Assistant	Attendant	Other
Radiology	23	06	04	09
Biochemistry	10	02	04	-
Microbiology	10	02	04	-
Serology	02	01	01	-
Haematology	05	02	01	-
Histo-pathology	04	02	01	-
Cytopathology	02	01	01	-
OT	13	03	02	06
Anaesthesia				
Blood Bank	06	08	06	-
Labour Room	03	03	02	02
Emergency Room	01	02	12	12

Date:


Signature with stamp of Principal

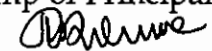
PRINCIPAL
JSS Medical College.
Sri Shivarathrechhvara nagar
Mysuru

CSSD	08	08	12	05
Mortuary	02	02	06	02
Laundry	-	02	24	26
Electrical	21	02	-	-
Housekeeping	01	454	-	-
Bio-medical	08	05	09	01
BWM (Biomedical Waste Management)	Out sourced - Sree Consultants, Mysore			
Pharmacy	22	05	23	-

Department	Technician	Assistant	Attendant	Other
Anatomy	01	02	08	01
Biochemistry	10	02	04	-
Physiology	02	02	04	-
Microbiology	10	02	05	-
Pathology	11	03	05	01
Forensic Medicine	02	02	12	-
Community Medicine	01	03	03	01

Date:

Signature with stamp of Principal



PRINCIPAL
 JSS Medical College,
 Sri Svalarathreshwara nagar
 Mysore

Pharmacology	01	02	04	01
UHC	02	02	03	07
RHTC	01	01	04	11
PHC	01	01	01	10
Medicine	04	05	04	16
TB & Respiratory Diseases	02	02	01	05
Dermatology	01	03	01	03
Psychiatry	02	03	01	11
Paediatrics	02	04	01	04
General Surgery	06	05	04	-
Orthopaedics	01	04	01	02
E.N.T.	01	04	01	03
Ophthalmology	01	03	02	02
Record Section	-	13	02	02
Animal House	01	-	04	-
Library	-	01	15	06
Central Photography	01	01	01	04
Medical Education Unit	01	02	-	02

Date:

Dharm
Signature with stamp of Principal

PRINCIPAL
JSS Medical College,
3rd Shivarathreshwara nagar
Mysuru

1.15 Nursing Staff available:

Category	No of Beds 1030 (Teaching beds)	
	Required Nos.	Available Nos.
Staff Nurses	380	554
Sister Incharge	60	317
ANS	16	16
DNS	7	7
Nursing Suptd	1	5
Total	464	899

Date:

Principle

Signature with stamp of Principal


PRINCIPAL
JSS Medical College,
Of Shivarambhojwara nagar
Mysuru

1.16 Medical Education Unit (MEU):

Available as per regulations : Yes
 Name of the MEU coordinator : **Dr.Arun M., Prof. & HOD of Forensic Medicine**
 Details of affiliated faculty :

1	Dr.B.M.Balaraj Principal	Office Incharge / Chairman
2	Dr.Arun M. Prof. & HOD of Forensic Medicine	Co-ordinator
3	Dr.M.D.Ravi Professor of Paediatrics	Member
4	Dr.N.C.Ashok Professor of Community Medicine	Member
5	Dr.Prashant Vishwanath Professor of Biochemistry	Member
6	Dr.Manjunatha V.G. Asso.Prof. of Paediatrics	Member
7	Dr.Pushpalatha K. Professor of Anatomy	Member Secretary
8	Dr.Madhu B. Asso.Prof. of Community Medicine	Member
9	Dr.Deepa Bhat Asst.Prof. of Anatomy	Member
10	Dr.Kiran H.S. Asso.Prof. of Medicine	Member
11	Dr.Kishor M. Asso.Prof. of Psychiatry	Member
12	Dr.Praveen Kulkarni Lecturer in Community Medicine	Member

Date:



Signature with stamp of Principal

PRINCIPAL
 JSS Medical College,
 JSS Hospital, Anandapur
 Mysuru

Supporting Staff

1	Smt.Gowramma	Steno
2	Smt. Manjula P.	Computer Operator
3	Sri B.S. Malleshappa	Technician
4	Sri Suresh Babu	Artist
5	Sri Mahesh	Photographer


Details of the Orientation programme and Basic Course Workshop undergone by MEU Coordinator

Name of the MCI Regional Centre where above training has been undertaken

Date/s of the above workshops

: }
: } Detailed below
: }

Date:



Signature with stamp of Principal


PRINCIPAL
JSS Medical College,
Sri Shivanathresolwara nagar
Mysuru

Sl. No	Name & Designation	Details of Training Programme	Venue, Dates and Year
1.	Dr.Arun M. Co-ordinator Medical Education Unit JSS Medical College	Attended workshop on teaching learning methodologies	Kasturba Medical College, Manipal - April.2006
		Basic course workshop in Medical Education Technologies	St. John's Medical College, Regional Training Centre, Bangalore - 29 th to 31 st May.2013
		Design - A National workshop on creating effective MCQ's	Manipal Centre for professional and personal development, KMC, Manipal, 18 th Feb.2014
		ATCOM orientation and revised basic course workshop	St. John's Medical College, Regional Training Centre, Bangalore - 25 th to 28 th August.2015

Details & Duration of Workshops in Medical Education Technology :
conducted by MEU

- Basic course workshop conducted from 12th to 14th February 2014 by Medical Education Unit, JSS Medical College, Mysore under the supervision of Dr.Sangiv Lewin, Professor of Paediatrics, Head, Department of Medical Education St. John's Medical College & Hospital, Sarjapur Road, Bangalore as per MCI E-mail letter No.MCI-Academic/2014, dated 04-02-2014
- 2nd Basic course workshop conducted from 15th to 17th Oct.2014 by Medical Education Unit, JSS Medical College, Mysore under the supervision of Dr.Ishwara Bhat, Professor of Dermatology, St. John's Medical College Hospital, Sarjapur Road, Bangalore as per MCI letter No.MCI-Academics/2014/31894, dated 18-09-2014

Date:


Signature with stamp of Principal
PRINCIPAL
JSS Medical College,
3rd Shivaracharya Nagar
Mysore

- 3rd Basic course workshop conducted from 26th to 28th February 2015 by Medical Education Unit, JSS Medical College, Mysore under the supervision of Dr.Shobha Nair, Associate Professor of Pain & Paliative care, St. John's Medical College Hospital, Sarjapur Road, Bangalore as per MCI letter No.MCI-Academics/2015/161410, dated 23-02-2015

Details of faculty who have undergone basic course workshop in **Medical Education Technology** at the allocated MCI Regional Centre : **Detailed below**

Sl. No.	Name of Faculty	Designation and Department	Official Mailing Address	Contact Details (Tel/Fax/Mobile) and E-mail ID	Venue and Dates of Regional Centre Training completed
1	Dr.Arun.M	Professor & HOD Forensic Medicine	Department of Forensic Medicine JSS Medical College, S S Nagar, Mysore- 570015	09886120896 arunmohanram@ gmail.com	St John's Medical College, Bangalore 29th to 31st May 2013
2	Dr.Manjunath.V.G	Associate Professor Paediatrics	Department of Paediatrics JSS Hospital, Ramanuja Road Mysore- 570004	09448047548 vghunsur@rediffmail .com	St John's Medical College, Bangalore 29th to 31st May 2013
3	Dr.Prashanth.V	Associate Professor Biochemistry	Department of Biochemistry JSS Medical College, S S Nagar, Mysore- 570015	09886287470 drmvps@gmail.com	St John's Medical College, Bangalore 29th to 31st May 2013
4	Dr.Deepabhat	Assistant Professor Anatomy	Department of Anatomy JSS Medical College, S S Nagar, Mysore- 570015	09448413277 deepavijaybhat@gma il.com	St John's Medical COLlege, Bangalore 21st to 23rd September 2011
5	Dr.Kiran.H.S	Associate Professor General Medicine	Department of General Medicine JSS Hospital, Ramanuja Road Mysore- 570004	09448088316 drkiranhs@rediffmail .com	St John's Medical College, Bangalore 21st to 23rd September 2011

6	Dr.Madhu B.	Assistant Professor Community Medicine	Department of Comm. Medicine JSS Medical College, S S Nagar, Mysore- 570015	09480134678 drmadhusri@ gmail.com	St John's Medical College, Bangalore 21st to 23rd September 2011
7	Dr.Pushpalatha.K	Associate Professor Anatomy	Department of Anatomy JSS Medical College, S S Nagar, Mysore- 570015	09448958808 pushpalthamuruges h@yahoo.in	St John's Medical College, Bangalore 29th to 31st May 2013
8	Dr.Praveen Kulkarni	Assistant Professor Community Medicine	Department of Community Medicine JSS Medical College S S Nagar, Mysore- 570015	09008926878 prakulfi@gmail.com	St John's Medical College, Bangalore 19th to 21st March 2014
9	Dr.Kishor .M	Assistant Professor Psychiatry	Department of Psychiatry JSS Hospital, Ramanuja Road Mysore- 570004	09449347072 drkishorjss@gmail. com	Adichunchangiri Institute of Medical Sciences 9th to 11th April 2012
10	Dr.Pushpa H.V.	Associate Professor Pharmacology	Department of Anatomy JSS Medical College, S S Nagar, Mysore- 570015	09480380727 drpushpasatish@gma il.com	St John's Medical College, Bangalore

Feedback evaluation of workshops and action taken reports on the basis of feedback obtained (comments in the **annexure-I**)
(Enclosed in Assessors summary report)


Workshop conducted from 12th to 14th Feb 2014. Meeting was conducted on 25th February 2014 to discuss the feedback given by the observer and the resource faculties have been instructed to make the changes according to the observers report for next workshop.

Action taken on observers report for the forth coming workshop

- Will try to make systems approach session more interesting
- Will review the taxonomy session and avoid going in depth
- Activity will be given to illustrate modifications on power point sessions for the effective learning
- Microteaching session will be made more clear to the participants

Date:

Signature with stamp of Principal



Principal
JSS Medical College,
Old Chivara, Chivara Nagar
Mysore

- Will reschedule the CISP session.
- 2nd workshop we rectified the lacunae after the first workshop and the feedback was satisfactory.
- 3rd Basic Workshop feedback evaluation was satisfactory.

Advanced course in Medical Education Technology Details:

Sl. No.	Name of Faculty	Designation and Department	Official Mailing Address	Contact Details (Tel/Fax/Mobile) and E-mail ID	Venue and Dates of Regional Centre Training completed
1	Dr.Arun.M	Professor & HOD Forensic Medicine	Department of Forensic Medicine JSS Medical College, S S Nagar, Mysore- 570015	09886120896 arunmohanram@ gmail.com	St John's Medical College, Bangalore October 2015 to September 2016
2	Dr.Pushpalatha.K	Associate Professor Anatomy	Department of Anatomy JSS Medical College, S S Nagar, Mysore- 570015	09448958808 pushpalthamurugesh @yahoo.in	St John's Medical College, Bangalore April 2015 to March 2016
3	Dr.Deepabhat	Assistant Professor Anatomy	Department of Anatomy JSS Medical College, S S Nagar, Mysore- 570015	09448413277 deepavijaybhat@gma il.com	St John's Medical COLlege, Bangalore April 2015 to March 2016
4	Dr.Prashanth.V	Associate Professor Biochemistry	Department of Biochemistry JSS Medical College, S S Nagar, Mysore- 570015	09886287470 drmvps@gmail.com	St John's Medical College, Bangalore April 2016 to March 2017

Date:


Signature with stamp of Principal

PRINCIPAL
JSS Medical College,
Sri Shivarathrethara Nagar
Mysuru

5	Dr.Praveen Kulkarni	Assistant Professor Community Medicine	Department of Community Medicine JSS Medical College S S Nagar, Mysore- 570015	09008926878 prakulfi@gmail.com	St John's Medical College, Bangalore April 2016 to March 2017
---	---------------------	---	---	-----------------------------------	---

1.17 Continuing Medical Education : Details of CMEs/workshop organized by the college held in the past 1 year:
(Enclosed in Assessors summary report)

Details of the credit hours awarded for the past one year (details / comments in annexure II) :

1.18 College Council :

- Name, designation, contact no. and address of the President & Secretary.


Chairman

Dr.B.M.Balaraj
Principal
JSS Medical College
Mysore - 570 015
Off: 0821-2548337
Mob: 09448338537

Member-Secretary

Dr.G.V.Manjunath
Vice-Principal
JSS Medical College
Mysore - 570015
Off: 0821-2548337
Mob: 09448938631

Date:




Signature with stamp of Principal

PRINCIPAL
JSS Medical College,
Ed. SSS Nagar, Mysore
570015

- Composition of the Council (HODs as members & Principal / Dean as chairperson)
Chairman - Principal
Member Secretary - Vice-Principal
Members- All the HOD's
Director (Academic), JSS University
Director, JSS Hospital
Superintendent, JSS Hospital
Administrative Officer
- No. of times the College Council meets per year (min 4) : 4 + 1
- Action taken report on College Council Meetings (details / comments in annexure II) (Enclosed in Assessors summary report)


Date:


Signature with stamp of Principal
Principal
JSS University
JSS Hospital
JSS Hospital
JSS Hospital

1.19 PG Course: If the college is running PG course; Please mention the intake of PG seats subject wise

Sl.No.	Subject	No. of Permitted seats	No. of recognized seats
	PG Degree		
1	MD Anatomy	04	04
2	MD Physiology	04	04
3	MD Biochemistry	03	03
4	MD Pharmacology	04	04
5	MD Pathology	08	08
6	MD Microbiology	04	04
7	MD Community Medicine	04	04
8	MD Forensic Medicine	03	03
9	MD General Medicine	14	12
10	MD TB & Respiratory Medicine	02	02
11	MS General Surgery	16	16
12	MS Orthopaedics	06	06
13	MD Anaesthesia	08	08
14	MD Paediatrics	09	09
15	MS O.B.G.	08	06
16	MS E.N.T.	04	04
17	MS Ophthalmology	04	02
18	MD Radiology	05	02
19	MD Derm.Ven. & Leprosy	06	06
20	MD Psychiatry	03	03
21	MD Emergency Medicine	02	Yet to be recognized
22	MD Hospital Administration	02	Yet to be recognized

Date:


 Signature with stamp of Principal
PRINCIPAL
 JRC Medical College,
 Sd Shivarathreethwara nagar
 Mysuru

PG Diploma			
23	D.C.P.	06	06
24	D.C.H.	03	03
25	D.G.O.	06	06
26	D.L.O.	02	02
27	D.A.	04	04
28	D'Ortho.	06	06
29	D.O.	01	01
30	D.M.R.D.	02	02
31	D.D.V.L.	01	01
32	D.P.M.	01	01
SUPERSPECIALITY COURSES			
33	DM Gastroenterology	01	<ul style="list-style-type: none"> • Course Started from the academic year 2012-2013 • MCI Assessment held on 20-08-2015 • Recognition awaited
34	DM Neurology	02	<ul style="list-style-type: none"> • Course Started from the academic year 2012-2013 • MCI Assessment held on 19-08-2015 • Recognition awaited
35	M.Ch. Urology	01	<ul style="list-style-type: none"> • Course Started from the academic year 2012-2013 • MCI Assessment held on 18-08-2015 • Recognition awaited

Date:


Signature with stamp of Principal

Principle
PRINCIPAL
 JSS Medical College,
 Old Shivasthreechallura nagar
 Mysuru

1.20 Clinical Material


Item	Daily average (for last 3 randomly selected months) as provided by institute	
O.P.D. attendance (At the end of OPD timing)	2558	
Casualty attendance (24 hrs. data)	82	
No of admissions	135	
No. of discharges	115	
Bed occupancy: No of Beds occupied No of beds required Bed occupancy %	895	1030 86%
<u>Operative Work</u>		
No, of major surgical operations	58	
No. of minor surgical operations	138	
No. of normal deliveries	10	
No. of caesarian sections	06	
<u>Radiological Investigations</u>	O.P.D	I.P.D
X-ray	451	130

Date:


 Signature with stamp of Principal
 PRINCIPAL
 JMS Medical College,
 C-1, Ghandhinagar, Akola nagar
 Dist. Akola

Ultrasonography	79	69
Barium, IVP etc.	4	3
C.T. Scan	25	28
Others (MRI preferable)	6	4
Laboratory Investigations - No. of Tests	O.P.D	I.P.D
Biochemistry	2325	2745
Microbiology	879	1269
Serology	115	134
Haematology	2618	2045
Histopathology	20	41
Cytopathology	20	25
Others		
HIV included in Microbiology	22	60
Malaria included in Microbiology	35	30
HBS Ag	18	50
Platelet counts	60	124

Date:


 Signature with stamp of Principal
 PRINCIPAL
 JSS Medical College,
 Old Shivarethra Chikara road,
 Mysore

1.21 College Website:

Sr. No.	Details of information	Provided or not (with no & date)
1	Dean, Principal & M.S.	Provided
2	Staff-Teaching & non Teaching*	Provided
3	CME, Conference, academic activity conducted	Provided
4	Awards, achievements received by the faculty.	Provided
5	Affiliated university and its VC & Registrar.	Provided
6	Details of the MCs infrastructure a) Academic Facilities (LT, Demo rooms, Common rooms, Labs, Library, Skill lab, Computer Lab, Auditorium): b) Hospital: c) Residential Facilities: Hostel, Cafeteria, Mess, d) Recreation Facilities: Indoor & Outdoor e) Medical Facilities for Students & Staff	Provided Provided Provided Provided Provided
7	Citizen Charter	Provided
8	List of students admitted category wise (UG & PG) in current and previous year.	Provided
9	Results of all examinations in previous year.	Provided
10	Details of members of the Anti Ragging Committee Members with contact details including landline Ph. mobile, email etc.	Provided
11	Toll free number to report ragging.	Provided
12	No. of ragging cases reported to Anti Ragging Committee and Action taken by Anti Ragging Committee.	Provided

Date:

Principle
Signature with stamp of Principal


PRINCIPAL
JSS Medical College
JSS University, Mysore
Mysore

Undertaking - To be given by the Dean/Principal of the Institute

I hereby given an undertaking that :

- (i) The college will admit students only after obtaining the permission from Central Govt.
- (ii) In the event of this declaration turning out to be either incorrect or any part of this declaration subsequently turning out to be incorrect or false, it is understood and accepted that the undersigned shall be responsible for any such misdeclaration or misstatement.
- (iii) In case, the declaration made by me is found to be false in any material point then necessary Civil / Criminal proceedings, including prosecution under Section 199 of the Indian Penal Code, 1860, may be initiated against me by the Competent Authority.
- (iv) The college has obtained all requisite statutory approvals.
- (v) The college has fulfilled all requirements as per the applicable Minimum Standard Requirement for the Medical College Regulations, 1999.
- (vi) The mandatory requirements laid down by the Persons with Disabilities Act are met by the college

Date:


Signature with stamp of Principal
PRINCIPAL
JSS Medical College
Old Chivara, Shivamogga Nagar
Mysuru

156903
14/03/16

1

MEDICAL COUNCIL OF INDIA

ASSESSMENT FORM FOR 200 - MBBS ADMISSIONS REPORT [RECOGNITION]

(INCREASE IN ADMISSION CAPACITY FROM 150 TO 200 RECOGNITION)


Part A-II


(to be filled by the Assessors)

1.1 Type of Assessment

U/S 11- Recognition - Regular

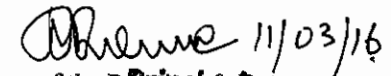
Name of the Institution	:	JSS Medical College. Mysore		
Address	:	Sri Shivarathreeshwara Nagara, Mysore-570015, Karnataka		
Telephone No.	:	0821-2548337 / 8		
E-mail	:	jssmc09@gmail.com		
Council Letter No & Date	:	No. MCI- 34(41)(UG)/Recg-35/2016-17-Med./ Date: 10.03.2016		
Assessment Date	:	10 th & 11 th Mar.2016	Last Assessment Date :	1 st & 2 nd Sept.2015
PG Courses	:	Yes. All subjects.		


11/3/16


11/3/16


11/3/16

Signature of the Assessors & Date


11/03/16

Signature of the Principal & Date

JSS Medical College
S.S. Nagar, Mysore-15

Particulars of Assessors

Name of the Assessors	Correspondence Address	Contact No	Email
Dr. Sanjay Bijwe (Co-ordinator)	Professor, Deptt. of Pathology, Grant Medical College, Sir J. J. Hospital Compound, Byculla, Mumbai - 400008	9969980880	sanjaybijwe@gmail.com
Dr. Anup Das	Professor, Deptt. of Surgery, Silchar Medical College, Silchar, Assam	09864095886	dr_anupkrdas@yahoo.com
Dr. S. R. Mundle	Associate Professor, Deptt. of Obstetrics & Gynaecology, Government Medical College, Nagpur	09822706087	srmundle@gmail.com

1.2 The College has following

The campus plot is	Divided into 2 parts
Building Plan approval from the competent authority	Name MUDA No. _142/2012/_13Date _5.MAY2012
Building Use/ Occupancy Certificate from the competent authority.	Name----MUDA No.-142 /2012-13- Date- 5 .5.2012

1.3 **Dean/Principal:** Dr. B. M.Balaraj, M.D., DFM, with 35 Yrs. 07 Months of teaching experience 04 Yrs. as Asso. Professor, 12 Yrs. as Professor, 08 Yrs. 06 Months as Prof. & HOD, 03 Yrs. as Vice-Principal and 1 year as Principal. He is also holding the post of Professor in the department of Forensic Medicine.

Dean Office is located in Centre of the college/building along with the administrative block. Adequate space (as per MSR guidelines by MCI) and other required facilities (as given in the table below) are provided / Not provided to the administrative staff.

Signature of the Assessors & Date

Signature of the Principal & Date


Office Space Requirement	Requirement Space (mts)	Available #
Dean/Principal Office	36 sq m	129 sq m
Staff Room	54 sq m	218 sq m
College Council Room	80 sq m	233 sq m

Measurements - as provided by institute.

1.4 Medical Education Unit (MEU):

Available as per Regulations	:	Yes
Name of the MEU coordinator	:	Dr Arun M
Name, Designation & Experience of affiliated faculty	:	Dr Arun M; Prof and HOD of forensic medicine 13 Yrs. 01 Month experience
Name of the MCI Regional (Nodal) Centre where above training has been undertaken	:	St. John's Medical College, Bangalore
Details of the Orientation programme and Basic Course Workshop undergone by MEU(No. of programmes organized	:	Enclosed

Signature of the Assessors & Date



Signature of the Principal & Date




during Academic year, No. of People attended, proceedings (to be verified at the time of assessment)	
Date/s of the above workshops	: -do-
Details & Duration of Workshops in Medical Education Technology conducted by MEU	: -do-
Details of faculty who have undergone basic course workshop in <i>Medical Education Technology</i> at the allocated MCI Regional Centre	: -do-
Details of faculty who have undergone advanced course workshop in <i>Medical Education Technology</i> at the allocated MCI Regional Centre	-do-
Feedback evaluation of workshops and action taken reports on the basis of feedback obtained	: -do-

1.5 Continuing Medical Education :

No and Details of CMEs/workshop organized by the college held in the past 1 year	:	Enclosed
Details of the credit hours awarded for the past one year		Yes



Signature of the Assessors & Date





Signature of the Principal & Date

1.6 College Council :

Name, designation, contact no. and address of the President & Secretary.	:	<p>President/ Chairman: Dr.B.M.Balaraj Principal JSS Medical College, Mysore Mob: 09448338537 E-mail: drbalraj48@gmail.com</p> <p>Member Secretary Dr.G.V.Manjunath Vice-Principal JSS Medical College, Mysore Mob: 09448938631 E-mail : manjugatti@rediffmail.com</p>
Composition of the Council (HODs as members & Principal / Dean as chairperson)		<p>Chairman – Principal Secretary – Vice principal Members – All HODs Director academics, JSS University Director, JSS hospital Superintendent, JSS Hospital Vice Principal Clinical Admin Officer</p>
No. of times the College Council meets per year (min 4)	:	Four
Details of college Council meetings where students Welfare was discussed and Action taken report (details / comments in annexure)		Annexure enclosed

1.7 Pharmacovigilance Committee: Present / Absent : Present
No. of meeting in the previous years. (Minutes to be checked) Yes

Signature of the Assessors & Date



Signature of the Principal & Date



1.8 Examination Hall:

Requirement	Available
No - 1/2/3	Examination Hall - 1 250 students
Area - 250 Sq. mt.	Examination Hall - 2 250 students
Capacity - 250	Examination Hall - 3 250 student
	Total seating capacity 750 students
	Three halls with area 1600 sq. mt.

Comments:

1.9 Lecture Theatres:

	Medical college	Hospital	Comments
	240 seating capacity Reqd. 4 Gallery type	300 seating capacity Reqd. 1 Gallery type	
Number	6, Gallery type (E-class room)	1 - Gallery type (E-class room)	
Capacity	250 - 4 Nos. 200 - 2 Nos.	550 - 1 No. 300 - 1 No. 150 - 1 No.	
Type (Gallery)	Yes	Yes	
A.V. Aids	Yes	Yes	

Signature of the Assessors & Date



Signature of the Principal & Date



1.10 Library

Air-conditioned – Yes

Working Hours:

- Stack room : 9am to 11pm. During exam 9.00 am to 12 mid night
- Reading room : 9AM to 11PM

Area	Required	Available	Remarks
	3200 Sq.m.	3221 Sq.m.	
Student Reading Room (Inside)	200 Capacity	256 Capacity	
Student Reading Room (Outside)	200 Capacity	224 Capacity	
Staff Reading Room	40 Persons	55 Persons	
Room for Resident/PG reading room		173 Capacity E-library - 40 capacity	
Particulars	Required Nos.	Available Nos.	Remarks
No. of Books	15000	24799	
Journals (Indian)	70	112	
Journals (Foreign)	30	127	
Internet Nodes		40	

1.11 Common Room for Boys & Girls

	Area Required Sq. Mt.	Available Area Sq. Mt.	Toilet - Attached Y/N
Boys	200 sq.mt.	210 sq.mt.	Y
Girls	200 sq.mt.	200 sq.mt.	Y

Signature of the Assessors & Date



Signature of the Principal & Date



1.12 Central Photography Section: Available Yes
 Staff Yes
 Equipments Yes

1.13 Hostel: Location – Within campus

Hostel Category	Required Capacity	Available Capacity (No Rooms X capacity of each room = Total capacity)	Furnished (Y/N)	Toilet Facility Adequate/ Inadequate	Mess (Y/N)	Hygiene of Hostel campus Y/N	Visitor room, AC Study room with internet & Computer, Recreation room with TV, Music, Indoor Games Y/N	Remarks
UG Students @ 75% Capacity	750	950	Y	Y	Y	Y	Y	
Interns @ 100% Capacity	200	299	Y	Y	Y	Y	Y	
Resident @ 100% Capacity including PG	445	450	Y	Y	Y	Y	Y	
Nurses @ 20% Capacity	92	302	Y	Y	Y	Y	Y	

Comments:

Signature of the Assessors & Date

Signature of the Principal & Date

Residential Quarters:

Category	Required Nos.	Available Nos.	Remarks
Teaching Staff @ 20% Capacity	34	75	
Non-Teaching Staff @ 20% Capacity	37	78	

Comments:**1:14 Recreational Facilities:**

Outdoor games	Yes
Play field/s	Yes
Type of games	Football, Cricket, Volleyball, Basket ball etc
Indoor games facilities	Yes
Gymnasium	Available

1.15 Gender Harassment Committee -: Yes (Documents to be seen at the time of assessment) - Documents verified

Signature of the Assessors & Date

Signature of the Principal & Date

TEACHING HOSPITAL


2.1 Name of the Hospital: JSS Hospital
Owned by: Trust

2.2 Name of the Medical Superintendent: Dr M Guruswamy, MS (ENT), with 14 Years 05 Months administrative experience.

	Space Requirement	Availability #
Medical Supdt's Office	36 sq.mt.	37 sq m
Administrative Office	150 sq.mt.	175 sq m

Measurements - as provided by institute.

Signature of the Assessors & Date



Signature of the Principal & Date





2.3 Teaching and other facilities :

OPD Timings	:	9 A.M. to 4 P.M.
Separate Registration areas for male/female patients available	:	Yes
Separate Registration counters for OPD/IPD	:	Available
Are the Registration counters computerized	:	Yes (8)
Staff for registration center	:	Adequate
Waiting areas for above patients available	:	Yes
No. of rooms for examination of patients	:	Yes
Capacity of teaching area in each department	:	Yes
Enquiry Desk	:	Yes

Signature of the Assessors & Date

Signature of the Principal & Date

2.4 Facilities available in OPD

-Medicine Injection room - Male - Female	Yes Yes	E.C.G. Room	Yes
Surgery Dressing room - - Male - Female	Yes Yes Yes	Minor OT	Yes
Orthopaedics Plaster room Dressing room - - Male - Female	Yes Yes Yes	Plaster cutting room	Yes
Ophthalmology	Refraction Rooms Dark Rooms Dressing Rooms / Minor Procedure Room		Yes Yes Yes
ENT	Audiometry (AC & Sound proof) Speech Therapy		Yes Yes
Pediatrics	Child Welfare Clinic Immunisation Clinic Child Rehabilitation Clinic		Yes Yes Yes
OBS & GYN	Antenatal Clinic Sterility Clinic Family Welfare Clinic Cancer Detection Clinic		Yes Yes Yes Yes

Comments :

Signature of the Assessors & Date

Signature of the Principal & Date

2.5 Total Number of Teaching Beds: 1030 Admitted Patients - 895 Distance between two beds should be 1.5m.

Teaching Hospitals in Campus with Total Beds - Not available

Teaching Hospitals in Outside the Campus (5 Kms. from the campus) with Total Beds: 1030

Department	Ward Nos.	Beds Required	Total Beds Available	Total Admitted Patients	Facilities Available in Each Ward						Remarks
					Nursing Station Y/N	Exam/Treat Room Y/N	Pantry Y/N	Store Room Y/N	Duty Room Y/N	Demo Room (25 Capacity) Y/N	
Gen. Medicine	7	210	210	188	Y	Y	Y	Y	Y	Y	
Pediatrics	4	120	120	105	Y	Y	Y	Y	Y	Y	
TB & Respiratory Medicine	2	30	30	24	Y	Y	Y	Y	Y	Y	
Psychiatry	2	30	30	18	Y	Y	Y	Y	Y	Y	
Dermatology (2 PG Units)	3	60	70	61	Y	Y	Y	Y	Y	Y	
Gen. Surgery	7	210	210	183	Y	Y	Y	Y	Y	Y	
Orthopedics	5	120	120	108	Y	Y	Y	Y	Y	Y	
Ophthalmology	2	60	60	38	Y	Y	Y	Y	Y	Y	
ENT (2 PG Units)	2	60	60	38	Y	Y	Y	Y	Y	Y	
OB & GYN	4	120	120	116	Y	Y	Y	Y	Y	Y	
Total	38	1020	1030	879							

Comments :





Signature of the Assessors & Date



Signature of the Principal & Date

2.6 Clinical material (*Random verification to be done by the Assessor).

Assessor should randomly verify the monthly data and fill accordingly in the daily average columns, specifying the months

Item	On Day of assessment		Remarks
O.P.D. attendance at 2.00 PM On first day	2061		
Casualty attendance (24 hrs. data)	82		
No of admissions	125		
No. of discharges	110		
Bed occupancy% at 10.00AM on first day	86.1%		
<u>Operative Work</u>			
No, of major surgical operations	54		
No. of minor surgical operations	138		
No. of normal deliveries	10		
No. of caesarian sections	6		
<u>Radiological Investigations</u>	O.P.D	I.P.D	
X-ray	450	122	
Ultrasonography	80	72	
Barium, IVP etc.	4	3	
C.T. Scan	26	30	
M.R.I.	6	4	

Signature of the Assessors & Date

Signature of the Principal & Date

Item	Day of assessment		Remarks
	O.P.D	I.P.D	
Laboratory Investigations - No. of Tests			
Biochemistry	2317	2715	
Microbiology	876	1256	
Serology	117	136	
Hematology	2608	2057	
Histopathology	20	41	
Cytopathology	20	25	

Comments:**2.7 Medical Record Section:**

Computerized Yes

ICD X classification of diseases followed for indexing: Yes

2.8 Central casualty services :

No of Beds: Required 30 Available: 49

- Number of doctors posted / Shift : 6/shift. CMO - Required 4 Available: 9
- Number of nurses posted / Shift: 10/ shift
- Separate casualty for OBGY cases: available, if yes No. of beds 1

Signature of the Assessors & Date

Signature of the Principal & Date

Equipment	Availability	Number
Central Oxygen & suction facility	Central	-
Pulse oximeter	Available	14
Ambu bag	Available	5
Disaster trolley	Available	2
Crash Cart	Available	5
Emergency Drug Tray	Available	2
Defibrillator	Yes	5
Ventilator	Yes	4
X-ray Unit - (Mobile)	Yes	1
Minor OT	Yes	1

Comments:

Signature of the Assessors & Date



Signature of the Principal & Date




2.9 Clinical Laboratories

Central Clinical Laboratory: Under control of department of : Pathology

Separate sections for pathology, microbiology, hematology & biochemistry: Available.

2.10 Operation theatres

Type	Requirement	Available	Remarks
Major	10	16	
Minor	2	6	Casualty - 1 + Surgery - 1 + Ortho -1 + ObG -1, Ophthalmology - 1, ENT - 1

Signature of the Assessors & Date




Signature of the Principal & Date

2.11 Equipment available in O. T. Block (Specify numbers)

<u>Dept</u>	<u>Theatres Nos.</u>	<u>A/C Y/N</u>	<u>Central Oxy/ Nitrous Oxide Y/N</u>	<u>Anesthesia Machine Y/N</u>	<u>Multipara Monitor with Capnograph Y/N</u>	<u>Defibrillators Y/N</u>	<u>Infusion Pumps Y/N</u>	<u>Remarks</u>
Gen Surgery	4 for gen surgery	Yes	Yes	Yes	Yes	Yes	Yes	Yes
ENT	2	Yes	Yes	Yes	Yes	Yes	Yes	Yes
Ophthal	2	Yes	Yes	Yes	Yes	Yes	Yes	Yes
Ortho	2	Yes	Yes	Yes	Yes	Yes	Yes	Yes
OBS & GYN	3	Yes	Yes	Yes	Yes	Yes	Yes	Yes
Emergency	2	Yes	Yes	Yes	Yes	Yes	Yes	Yes
Septic	1	Yes	Yes	Yes	Yes	Yes	Yes	Yes

Pre-Anaesthetic/Pre-operative Beds : Available: 24 Beds

Post Operative Recovery room beds : Available: 24 Beds



Signature of the Assessors & Date




Signature of the Principal & Date

2.12 Intensive Care: Following intensive areas are available -

Type	Beds (Required)	Beds (Available)	Patients on day of assessment	AC Y/N	Central Oxygen/Suction Y/N	Major Equipment (Monitor, Ventilator, ABG, Pulse Oximeter etc.) Y/N	Remarks if any
ICCU	5	11	2	Yes	Yes	Yes	
ICU	5	18 + 16 = 34	24	Yes	Yes	Yes	
SICU	5	10	8	Yes	Yes	Yes	
NICU/PICU	5	40+11	38 + 5	Yes	Yes	Yes	

2.13 Labour Room

Rooms	Beds	Remarks
Clean Cases	6	Available
Septic Cases	1	Available
Eclampsia	6	Available

Signature of the Assessors & Date

Signature of the Principal & Date

2.14 Radiological Facilities:

Equipment	Required no.	Available no.	AERB Approval Y/N	Functional Status at time of assessment Y/N	Remarks if any
Mobile X Ray 60 mA 100 mA	3 3	3 3	<u>AERB/RSD/REG/KT</u> <u>2013/7012 (Enclosed)</u> <u>Issue: 16/5/13</u>	Functional	
Static X Ray 300 mA 600 mA 800/mA with Fluroscopy	2 2 2	2 2 2	Annexure attached	Functional	
CT Spiral Minimum 16 slice	1	1 (128 slice)		Functional	
MRI	1	3.0 Tesla		Functional	

Equipment	Required no.	Available no.	PNDT Approval Y/N	Functional Status at time of assessment Y/N	Remarks if any
USG (Color):	3	5	MYS/PNDT/228/ 2013-14, dated 28/1/14. Valid till 27/1/19	Functional	

Signature of the Assessors & Date

Signature of the Principal & Date

2.15 Blood Bank:

Available and functional: Yes

Number of units dispensed in a day - 40 /day

Number of units stored on day of assessment 150 units of PRBC

License valid up to: 17/06/2019 (licence number and copy to be appended as Annexure)

Blood Separation Facility – Available

2.16 Pharmacy : Pharmacist/Staff available: List to be included

- No. of sub-stores located in different parts of hospital: 5
- Average no. of patients per day given drugs: 1578 outdoor & 1221 indoor.

2.17 Central sterilization Department:

- Timings : 24 hrs & Shifts: 3
- Equipment: Horizontal autoclaves - 3 / Vertical autoclaves - 3, ETO Sterilizers - 1
- Separate receiving and distribution points - Yes


2.18 Intercom: Available : Yes

No. of incoming lines 8 No. of extension lines: 203


2.19 Central laundry/Alternative Arrangements:

In House/Outsourced: In House

Type of Laundry: Mechanized



Signature of the Assessors & Date

Signature of the Principal & Date

2.20 Kitchen/ Alternative Arrangements

- In-House/Outsourced : In House
- Food free of charge: Yes Number of patients : 580
- Provision of special diet: Yes
- Services of a nutritionist/ dietician: available

2.21 Total no. of Canteens: 4 For staff: 2, For students : 2

2.22 Arrangements for Biomedical Waste Management.

Outsourced/in-house - Out sourced - Shree Consultants, # 274, SVM Complex, 1st First Floor, Ramanuja Road, Mysore - 570004. Approval from Karnataka State Pollution Control Board.

2.23 Central Research Lab:

- Available - Yes
- Facilities - Adequate
- Research Projects:
 - Completed Nos : 83 (Major) + 144 (PG thesis synopsis)
 - Ongoing Nos : 29 (Major) + 285 (PG thesis synopsis)

Signature of the Assessors & Date

Signature of the Principal & Date

2.24 Nursing and Paramedical staff :

Nursing staff:	No of Beds 1030 (Teaching beds)	
	Required Nos.	Available Nos.
Staff Nurses	380	554
Sister Incharge	60	317
ANS	16	16
DNS	7	7
Nursing Suptd	1	5
Total	464	899

Paramedical And Non teaching staff	Required Nos.	Available Nos.
		185



Signature of the Assessors & Date



Signature of the Principal & Date

MEDICAL COLLEGE

3.1 College Website:

Sr. No.	Details of information	Yes / No
1	Dean, Principal & M.S.	Yes
2	Staff-Teaching	Yes
3	Affiliated university and its VC & Registrar.	Yes
4	Citizen Charter	Yes
5	List of students admitted category wise (UG & PG) in current and previous year.	Yes
6	Results of all examinations in previous year.	Yes
7	Details of members of the Anti Ragging Committee Members with contact details including landline Ph. mobile, email etc.	Yes
8	Details of members of the Gender Harassment Committee Members with contact details including landline Ph. mobile, email etc.	Yes
9	Toll free number to report ragging.	Yes

Signature of the Assessors & Date

Signature of the Principal & Date

3.2 Teaching Programme:

Didactic teaching	Yes
Demonstration	Yes
Integrated teaching (Horizontal / Vertical teaching)	Yes
Clinical posting	Yes
Clinical Pathological Conference	Yes
Grand Rounds	Yes
Statistical Meeting	Yes
Seminars	Yes



Signature of the Assessors & Date



Signature of the Principal & Date



Teaching Facilities:**3.3 Anatomy**

Required	Available	Required	Available
Demonstration Room/s • No - 03 Nos. • Capacity - 75 students	03 Nos. 75	AV Aids:	Yes
• Number of practical laboratory/ies - 1 • Number of Lab seats : 100 • Number of microscopes : 120 Dissection Microscopes : 05	2 200 150 05	Museum: 45 seating capacity • Mounted specimens • Models - Wet & Dry • Bone Sets - Articulated 9 & Disarticulated 35 • MRI & CT	50 400 150 Articulated - 10 and Disarticulated - 35 25
Number of dissection tables - Full size - 25 & Half Standard Size 4)	28 4	Number of cadavers - 10	180*
Cold store / cooling chambers - 20 to 25 Bodies	6 (Mortuary)	Storage tank	15 (capacity 12 each)
Embalming room -	Yes	Band saw	1
Lockers - 200	205	Departmental Library- (80-100 Books.)	328

* Verified. Voluntary Body Donation Society of Institution is very active.
Adequate exhaust, light, water supply and drainage facilities - Available

Signature of the Assessors & Date

Signature of the Principal & Date

3.4 Physiology

Required	Available	Required	Available
Demonstration Room/s • No - 03 • Capacity - 60 to 75 each	03 Nos. 75 - 2 Nos. 100 - 1 No.	AV Aids	Yes
Mammalian laboratory - 1	01 No.	Haematology laboratory	Yes
Departmental Library - 80-100 Books	201 Books	Clinical Physiology	Yes
Preparation rooms - 02	02 Nos.		

3.5 Biochemistry

Required	Available	Required	Available
Demonstration Room/s • No - 03 Nos. • Capacity - 60 to 75 each	03 Nos. 75 each	AV Aids:	Yes
Number of practical laboratory/ies - 01	01	Library / Seminar rooms - 80-100 Books	172 Books 01 Room
Number of Lab seats - 75	95		

Signature of the Assessors & Date


Signature of the Principal & Date

3.6 Pathology


Required	Available	Required	Available
Demonstration Room/s <ul style="list-style-type: none"> No - 03 Nos. Capacity - 60-75 each 	03 Nos. Capacity 80 - 1 No. 75 - 2 Nos.	AV Aids:	Yes
Practical labs - <ul style="list-style-type: none"> Morbid Anatomy/Histopath./ Cytology - Microscopes Clinical Pathology/Hematology - Microscopes 	132 Microscopes Fluorescent & Polarizing attachments available	Museum: 120 sq.mt., Seating Capacity- 75 students Specimens: <ul style="list-style-type: none"> Mounted Unmounted Catalogues - 10 copies 	219 Sq.mt. 80 students 394 600 12 copies (each set containing 50 charts)
Departmental library - 80-100 Books	213 Books		



Signature of the Assessors & Date




Signature of the Principal & Date



3.7 Microbiology


Required	Available	Required	Available
Demonstration Room/s • No - 03 Nos. • Capacity - 60 to 75 students	03 Nos. 75 each	AV Aids:	Yes
Number of practical laboratory/ies - 1 Number of Lab seats - 100 Number of microscopes/laboratory - 100	01 No. 108 students 160 Binocular with inbuilt light	Media preparation facility Autoclaving Washing and drawing room	Yes Yes Yes
Number of service laboratories (7)	8 In hospital premises	Museum: Specimen, Charts, Models & Catalogue seating capacity-	Yes Yes 60
Departmental library - 80-100 Books	211 Books		



Signature of the Assessors & Date



Signature of the Principal & Date




3.8 Pharmacology

Required	Available	Required	Available
Demonstration Room/s • No - 03 Nos. • Capacity - 60-75 students	03 Nos. 75 each	AV Aids:	Yes
Experimental Pharmacology	255 sq.mt. 100-125 students	Museum: 50 seating capacity • Specimens • Charts • Models • History of Medicine • Catalogues	75 students 510 149 14 51 10
Clinical pharmacology	20 Sq.mt. (JSS Hospital)		
Pharmacy	225 sq.mt. 100-125 students		
Departmental Library - 80-100 Books	297 Books		



Signature of the Assessors & Date




Signature of the Principal & Date



3.9 Forensic Medicine

Required	Available	Required	Available
Demonstration Room/s • No - 03 Nos. • Capacity - 60 to 75 students	03 Nos. 75 each	AV Aids:	Yes
Forensic histopathology, Serology, Anthropology & Toxicology - for examination of specimen ,tests	Yes	Museum : • Medico-Legal Specimens	200 sq.mt. 262
Autopsy room - Location - In/Near hospital in a separate structure.	Yes	• Charts	96
Cold storage -	6+4	• Prototype fire arms	25
Departmental library - 80-100 Books	302	• Slides	50
		• Poisons	128
		• Photographs	460
		• Catalogues	20

Comments:





Signature of the Assessors & Date



Signature of the Principal & Date

3.10 Community Medicine

Required	Available	Required	Available
Demonstration Room/s • No - 03 Nos. • Capacity - 60 to 75 students	03 Nos. 75 Students	AV Aids:	Yes
Museum: • Charts • Models • Specimens • Photographs • Catalogues	81 35 201 111 30	Practical lab	Yes
Departmental Library - 80-100 Books	287 Books		

Signature of the Assessors & Date

Signature of the Principal & Date

3.11 Health Centers (Department of Community Medicine)

RHTC : Suttur, (Distance - 26 kms)

Population covered by the RHTC	13609
It is affiliated to College Yes/No	Yes
Students and interns posted in batches of _____ throughout the year	52 students and 4-6 interns
Separate blocks for accommodating boys in _____ rooms having _____ beds. Girls _____ rooms having _____ beds.	Boys – 6 rooms (Triple occupancy) Girls – 6 rooms (double occupancy)
Facilities for cooking & dining - Yes/No	Yes
Daily OPD	80-100 / day
Specialist visits if any	A secondary care Hospital, run by the institute and 0.5 km away is having specialist service.
Cold chain equipment available	Yes
Survey/MCH/Immunization/FP registers	Yes
Activities under the National Health Programmes	Yes, activities in place



Signature of the Assessors & Date

Signature of the Principal & Date


3.12 Details of U.H.T.C.: Medar's Block, Mysuru Place 1.5Km Distance from college


Population covered by the UHC	10200
It is affiliated to College Yes/No	Yes
Students and interns posted in batches of	52 students and 4-6 interns on rotation basis
Daily OPD	30-35 / Day
Survey/MCH/Immunization/FP registers	Yes
Specialist visits if any	Weekly visit by Physician, Surgeon, Obstetrician & Gynaecologist, Pediatrician, Dermatologist Dental Clinic (Daily)
Deficiency if any	Nil

CONDUCT OF III MBBS EXAMINATION *(only for recognition under 11(2))*

- University which conducts Examination:
- No. of Candidates appeared in Examination:
- The III MBBS examination (Part-II) was conducted satisfactorily:
- Centre for written/practical examination:

Comments:


Signature of the Assessors & Date


Signature of the Principal & Date

Medical College-Staff Strength:

Name of College:

Number of students - PG Courses - Yes - All Subjects
Calculation Sheet

Department	Designation	Requirement as per MSR (UG)	Additional faculty required for running PG courses (if any)	Total (UG + PG)	Accepted	Deficiency
Anatomy	Professor	1		1	2	0
	Assoc. Prof.	2		2	1	0
	Asstt.Prof.	3		3	9	0
	Tutor	4		4	0	0
Physiology	Professor	1		1	1	0
	Assoc. Prof.	2		2	2	0
	Asstt.Prof.	3		3	8	0
	Tutor	4		4	2	0
Biochemistry	Professor	1		1	3	0
	Assoc. Prof.	2		2	0	0
	Asstt.Prof.	3		3	3	0
	Tutor	4		4	5	0
Pharmacology	Professor	1		1	2	0
	Assoc. Prof.	2		2	3	0
	Asstt.Prof.	3		3	1	0
	Tutor	4		4	4	0
Pathology PG	Professor	1		1	5	0
	Assoc. Prof.	3	1	4	5	0
	Asstt.Prof.	4	1	5	3	0

Signature of the Assessors & Date

Signature of the Principal & Date

Department	Designation	Requirement as per MSR (UG)	Additional faculty required for running PG courses (if any)	Total (UG + PG)	Accepted	Deficiency
	Tutor	6	1	7	11	0
Microbiology	Professor	1		1	3	0
	Assoc. Prof.	2		2	0	0
	Asstt.Prof.	3		3	5	0
	Tutor	4		4	5	0
Forensic Medicine	Professor	1		1	4	0
	Assoc. Prof.	1		1	1	0
	Asstt.Prof.	1		1	1	0
	Tutor	4		4	2	0
Community Medicine	Professor	1		1	4	0
	Assoc. Prof.	2		2	1	0
	Asstt.Prof.	4		4	4	0
	Epidemio-Logist-Cum-Asstt.Prof.	1		1	1	0
	Statistician-Cum-Tutor	1		1	1	0
	Tutor	5		5	6	0
General Medicine PG Units - 7	Professor	1		1	6	0
	Assoc. Prof.	6	1	7	8	0
	Asstt.Prof.	7	6	13	8	0
	Sr. Resident	7		7	9	0
	Jr. Resident	14		14	30	0
Paediatrics PG Units - 4	Professor	1		1	5	0
	Assoc. Prof.	3	1	4	4	0
	Asstt.Prof.	4	3	7	5	0
	Sr. Resident	4		4	5	0
	Jr. Resident	8		8	17	0
	Professor	1		1	2	0

Signature of the Assessors & Date

Signature of the Principal & Date

Department	Designation	Requirement as per MSR (UG)	Additional faculty required for running PG courses (if any)	Total (UG + PG)	Accepted	Deficiency
Tuberculosis & Respiratory Diseases PG Units - 1	Assoc. Prof.	0	1	1	0	0
	Asstt.Prof.	1		1	1	0
	Sr. Resident	1		1	1	0
	Jr. Resident	2		2	4	0
Dermatology, Venereology & Leprosy PG Units - 2 (Degree 6 + Diploma 1 per yr)	Professor	1		1	4	0
	Assoc. Prof.	0	2	2	0	0
	Asstt.Prof.	1	2	3	2	0
	Sr. Resident	1		1	2	0
Psychiatry PG Units - 1	Jr. Resident	2		2	7	0
	Professor	1		1	2	0
	Assoc. Prof.	0	1	1	2	0
	Asstt.Prof.	1		1	0	0
	Sr. Resident	1		1	1	0
General Surgery PG Units - 7	Jr. Resident	2		2	9	0
	Professor	1		1	4	0
	Assoc. Prof.	6	1	7	8	0
	Asstt.Prof.	7	6	13	4	5
	Sr. Resident	7		7	7	0
Orthopaedics PG Units - 4	Jr. Resident	14		14	36	0
	Professor	1		1	3	0
	Assoc. Prof.	3	1	4	2	0
	Asstt.Prof.	4	3	7	7	0
	Sr. Resident	4		4	4	0
Oto-Rhino-Laryngology	Jr. Resident	8		8	28	0
	Professor	1		1	5	0
	Assoc. Prof.	1	1	2	1	0

Signature of the Assessors & Date

Signature of the Principal & Date

Department	Designation	Requirement as per MSR (UG)	Additional faculty required for running PG courses (if any)	Total (UG + PG)	Accepted	Deficiency
PG Units - 2 (Degree - 4, Diploma - 2 per yr.)	Asstt.Prof.	1	2	3	5	0
	Sr. Resident	1		1	0	1
	Jr. Resident	2		2	16	0
Ophthalmology PG Units - 2	Professor	1		1	3	0
	Assoc. Prof.	1	1	2	0	0
	Asstt.Prof.	2	1	3	3	0
	Sr. Resident	2		2	2	0
Obstetrics & Gynaecology PG Units - 4	Jr. Resident	4		4	17	0
	Professor	1		1	5	0
	Assoc. Prof.	3	1	4	4	0
	Asstt.Prof.	4	3	7	5	0
	Sr. Resident	4		4	4	0
Anaesthesiology PG	Jr. Resident	8		8	28	0
	Professor	1		1	5	0
	Assoc. Prof.	4	1	5	3	0
	Asstt.Prof.	5	1	6	6	0
	Sr. Resident	4	1	5	9	0
Radio-Diagnosis PG	Jr. Resident	6		6	26	0
	Professor	1		1	3	0
	Assoc. Prof.	1	1	2	2	0
	Asstt.Prof.	2	1	3	2	0
Dentistry	Sr. Resident	3	1	4	3	1
	Professor	1		1	1	0
	Assoc. Prof.	1		1	1	0
	Asstt.Prof.	1		1	1	0
	Jr. Resident	2		2	2	0


Signature of the Assessors & Date

Signature of the Principal & Date

Deficiency chart:

Department	Professor	Asso. Prof	Asst. Prof.	Tutors	SR	JR
Anatomy	-	-	-	-	-	-
Physiology	-	-	-	-	-	-
Bio chemistry	-	-	-	-	-	-
Pharmacology	-	-	-	-	-	-
Pathology	-	-	-	-	-	-
Microbiology	-	-	-	-	-	-
Forensic Medicine	-	-	-	-	-	-
Community Medicine	-	-	-	-	-	-
Gen. Medicine	-	-	-	-	-	-
Paediatrics	-	-	-	-	-	-
Tb and Chest	-	-	-	-	-	-
Dermatology	-	-	-	-	-	-
Psychiatry	-	-	-	-	-	-
Gen Surgery	-	-	5	-	-	-

Signature of the Assessors & Date




Signature of the Principal & Date



Department	Professor	Asso. Prof	Asst. Prof.	Tutors	SR	JR
Orthopaedics	-	-	-	-	-	-
ENT	-	-	-	-	1	-
Ophthalmology	-	-	-	-	-	-
Ob-Gy	-	-	-	-	-	-
Anaesthesiology	-	-	-	-	-	-
Radiology	-	-	-	-	1	-
Dentistry	-	-	-	-	-	-
Total	-	-	5	-	2	-

- 1) Deficiency of Teaching Faculty : 2.3%
- 2) Deficiency of resident doctors : 1.7%

Notes:

For purpose of working out the deficiency:

(1) The deficiency of teaching faculty and Resident Doctors shall be counted separately.

Signature of the Assessors & Date

Signature of the Principal & Date

(A) For Teaching Faculty:

- (a) For calculating the deficiency of faculty, Prof., Assoc Prof., Asst. Prof & Tutor in respective departments shall be counted together.
- (b) Any excess teaching faculty in higher cadre can compensate the deficiency of lower cadre of the same department only.
- (c) Any excess teaching faculty of lower cadre/ category in any department cannot compensate the deficiency of any teaching faculty in the higher cadre/category of the same department or any other department. e.g. excess of Assistant Professor cannot compensate the deficiency of Associate Professor or Professor.
- (d) Excess/Extra teaching faculty of any department cannot compensate the deficiency of any teaching faculty in any other department.

(B) For Resident Doctors:

- (a) Excess of SR can be compensated to the deficiency of JR of the same department only.
- (b) Excess SR/JR of any department cannot compensate the deficiency of SR/JR in any other department.
- (c) Any excess of JR cannot compensate the deficiency of SR in same or any other department.
- (d) Any excess/ extra teaching faculty of same or any other department cannot compensate the deficiency of SR/JR. e.g. excess of Assistant Professor cannot compensate the deficiency of SR or JR.

(2) A separate department of Dentistry/Dental faculty is not required where a dental college is available in same campus/city and run by the same management.


(3) Colleges running PG program require additional staff, beds & other requirements as per the PG Regulations - 2000.

Signature of the Assessors & Date


Signature of the Principal & Date

Summary of Assessment


1. JSS Medical College, Mysore, is run by Society.
2. The college has got LOP from GOI/MCI with intake of 200 (increase from 150 to 200) seats for last academic year 2015-16.
3. Type of assessment: U/S 11- Recognition – Regular. No. of seats: 200 Recognition (increase from 150 to 200)
4. PG courses : Yes – All subjects
5. Deficiency of the infrastructure of college and hospital If any: Nil
6. Deficiency of clinical material If any: Nil
7. Deficiency of teaching staff if any:
Shortage of teaching faculty is 2.3%
8. Deficiency of resident doctors if any:
Shortage of resident doctors is 1.7%
9. Any other Remarks


11/3/2016.

Signature of the Assessors & Date


11/3/16


11/3/16


Signature of the Principal & Date
JSS Medical College
S.S. Nagar, Mysore-16



152694
11/02/16

MEDICAL COUNCIL OF INDIA

STANDARD INSPECTION FORM

FORM - C

On the

Final M.B.B.S. Examination of **JSS** University

In the subject of

Phase-III Part-II General Medicine

held at

JSS Medical College

Place : Sri Shivarathreeshwara Nagara

Mysuru - 570 015.

1. Date of Inspection : **08-02-2016**
2. Names of Inspectors : **Dr.P.Venkata Krishna
Dr.Kanakeshwar Bhayan**
3. Date of last Inspection/Visitation: **1st & 2nd September 2015**
 Name of last inspectors/Visitors : **1. Dr.Sanjiv Nanda
2. Dr.Radha P.Munje
3. Dr.Khurshid Alam
4. Dr.Gadadhar Mitra**

Defects pointed out in the last inspection/visitation if any	Remarks by the University
<p>First Assessment for recognition of increase of seats from 150 to 200 intake</p>	

A. Scheme of Examination

1. Theory Marks allotted
2. Clinical/practical
3. Oral Minimum marks for Passing the Exam.
Passing Criteria: **50 %** in Theory (including Viva, IA) & **50%** Practical (Including IA)

MBBS Phase III Part II

Subject	Theory	Viva	IA (Th)	Total	Practical/ Clinical	IA (P)	Total	Grand Total
Medicine	2x100=200	40	60	300	160	40	200	500

B. Theory**Enclosed - Annexure-I**

1. Theory paper Subject Time for the paper (1 copy of each of the papers may be attached).
General Medicine Paper - I **3 Hrs.**
General Medicine Paper - II **3 Hrs.**

2. Dates on which conducted :

Subject	Paper I	Paper II
Medicine	16.01.2016	18.01.2016

3. Where conducted : Examination Hall, JSS Medical College, Mysuru.
4. Invigilation arrangements : As per JSS University Norms.
5. No. of candidates appeared :

Sl.No.	Subject	Total No. of Candidates	No. of Candidates Appeared	No. of Candidates Absent
1	Medicine	133	132	01

6. Papers setters :

Name & qualification	Designation	Experience as Examiner
List attached, Annexure-II		

Remarks by the Inspectors/Visitors regarding

- a) Nature of the questions.
As per the standard of MCI
- b) Do they cover the whole field of prescribed curriculum
Yes, As per JSS University Curriculum / MCI Curriculum
- c) What is the standard displayed in the answers.
Paper valuation is not yet started by examiners.
- d) What is the nature of assessment.
Theory valuation : Double valuation separately by one internal and one external examiner / valuator
- e) What is the minimum percentage necessary for passing the theory examination (Theory + Theory IA + Viva) **50 %**
- f) What percentage of marks obtained at periodical examinations conducted during the course is carried forwarded to the final examination. **20 %**
- (From internal assessment -60 marks for written examination and 40 marks for clinical examination)
- g) Method of assessment of examination conducted During the course of study to be clearly stated.
Three Periodic Internal Assessments are conducted during the course of study. The average of the best two is taken.
- h) How has it influenced the result at the final examination
It is a good preparation for the students to face the examination

II. Practical/clinical

How is the practical examination conducted give details.

There are 2 internal and 2 external examiners to conduct the exam. There will be 1 long case (80 marks) & 2 short cases (40 marks each)

Does the practical cover the different branches of the subject?

Yes

a) Time allotted for section.

45 Minutes for long case.

15 Minutes for each short case.

b) Examiners

General Medicine 8th, 9th & 10th Feb.2016

	Batch	Names & qualification	Designation	Experience as examiner	
Internal	I	Dr.Suresh Babu M. MBBS, MD	Professor	11 Yrs.	Biodata enclosed
		Dr.Thippeswamy T. MBBS, MD	Asst.Prof.	02 Yrs.	
External		Dr.Prabhakaran K. MBBS, MD	Professor		
		Dr.Muthu Selvan MBBS, MD	Professor		

General Medicine 11th, 12th & 13th Feb.2016

	Batch	Names & qualification	Designation	Experience as examiner
Internal	II	Dr.M.Mahesh MBBS, MD	Professor	14 Yrs.
		Dr.K.M.Srinath MBBS, MD	Asso.Prof.	11 Yrs.
External		Dr.P.K.Mukundan MBBS, MD	Asso.Prof.	
		Dr.Narmada Lakshmi MBBS, MD	Asso.Prof.	

Mode & conduct of practical.

Is it in batches or otherwise.

Batches

c) Are there other centers where the Examination is conducted by the same University?

No

If so, where?

Not applicable

i) Do the same examiners conduct the examination in other centers too?

Not applicable

ii) If not what steps are taken to ensure uniformity of standard.

Not applicable

d) Date of Examination

8th, 9th, 10th, 11th, 12th, 13th February 2016.

e) Date and time when the examination was inspected.

08-02-2016 - 9 AM to 5 PM

f) Are the invigilation arrangements satisfactory?

Yes

g) No. of candidates appeared.-8-2-16

Sl. No.	Subject	Total No. of Candidates	No. of Candidates appeared
1	Medicine	23	23

h) Number & type of questions (a copy of the question paper may be attached)

Annexure-01

j) What is the minimum percentage required for passing.

50 %

Clinical

1. Date of Examination.

8th, 9th, 10th, 11th, 12th, 13th February 2016.

2. Date & time when the examination was inspected.

08-02-2016 - 9 AM to 5 PM

3. Are the invigilation arrangements satisfactory?

Yes

4. No. of candidates appeared.

Sl. No.	Subject	No. of Candidates	No. of Candidates appeared
1	Medicine	23	23

5. Long cases

Subject	Long Case
Medicine	1

6. Type of cases given (list may be attached)

Annexure – III (List enclosed)

7. Time allotted for study of the case.

45 Minutes for Long case.

8. Nature of Discussion of case by the candidate

Clinical and viva, attitude of candidate to patients , clinical skills application, clinical approach to the case and analytical and therapeutic knowledge of the candidate

9. Time of discussion

20 Minutes (maximum)

10. Was the discussion fair, searching and sufficiently practical?

On average satisfactory.

But most of the period is allotted to oral questionnaire and less time is allotted to clinical skill evaluation – less of practical.

Short Cases

1. Type of cases given (List may be attached).

Annexure – III (List enclosed)

2. How many cases were given to each candidate?

Subject	Short Case
Medicine	2

3. How long did examination in short cases last for each Candidate?

10 Minutes for each candidate.

4. Standard displayed by the candidates in general in the clinical part of the examination.

On average Satisfactory

5. How was the assessment done?

For each candidate-One long case was evaluated by one set of examiners (1 internal and 1 external) and 2 short cases were evaluated by another set of examiners(1 internal and 1 external)

6. Was it done jointly by more than one Examiner?

Yes

7. How many marks are allotted for clinical examination?

Subject	Clinical	IA Clinical
Medicine	160	40

8. What is the minimum percentage for passing the clinical part?

50 %

9. Are marks obtained in any other part of the examination added on to that obtained in the clinical examination?

No.

But marks obtained in viva of final clinical examination are added to the final written examination in deciding the pass

10. Are marks given for clinical works done in the wards added on to the marks obtained in the clinical examination?

Yes

If so, to what extent?

Marks of Internal practical examination (out of 20) are added to the final clinical marks.

11. How has it influenced the result at the final examination?

It has a role in deciding the result- pass and grade also

(Method of assessment of clinical work in the wards may be clearly stated).

Three Periodic Internal Assessments are conducted during the course of study. The average of the best two is taken

VIVA-VOICE

1. What did it consist of

(Give extent of coverage of subject)

Consists of oral questions on all aspects of syllabus and also interpretations of X-ray, drugs, ECG, charts, specimens and instruments

2. How was it conducted?

Each candidate is examined by 1 examiner for 10 marks each and marks are totaled for 40

3. What was the standard?

On average - Satisfactory

4. What was the nature of assessment?

Clinical and viva, attitude of candidate to patients , clinical skills application, clinical approach to the case and analytical and therapeutic knowledge of the candidate

5. Was it done jointly by more than one examiner?

Clinical – practical :jointly and viva individually

6. How are the marks obtained in different parts of the examination grouped?

Marks allotted to each sub group is verified and tabulated (separately for Viva and clinicals)

7. What is the minimum for passing in each and in the grand total?

**Clinical + IA - 50 % (for clinical alone there is no minimum pass mark)
Theory + IA + Viva – 50% (for Theory and also for viva alone there is no minimum pass mark)**

8. Results for the last three years.

Annexure – IV - List enclosed

9. No. of students appeared?

Annexure – IV - List enclosed

10.No. of students passed?

Annexure – IV - List enclosed

11. Other remarks if any.

*Viva marks are added to final theory examination for balancing the result.

*In addition, Internal assessment conducted by the internal examiners of the college has significant role in deciding the result- pass and grade

*The minimum percentage necessary for passing the theory examination (Theory + Theory IA + Viva) is 50 % and 20% percentage of marks obtained at periodical examinations conducted during the course is carried forwarded to the final examination. So Internal assessment (both theory and practical) by internal examiners is playing more role in deciding the pass and grade.

. *Most of the period for practical examination is allotted to oral questionnaire and less time is allotted to clinical skill evaluation . So more time should be utilized for evaluation of clinical skills (like Objective skilled clinical examination) and also sufficient time must be allotted to know the clinical approach of the student.

Otherwise the examiners may award marks liberally to pass the candidates irrespective of the performance of the student. Actually the standard of examination will be seen in comparison of marks, the candidate received against his/her performance. The performance of some of the candidates at random (by video) and the marks they were allotted to be sent to Neutral body for proper evaluation.

Conclusions :

Was the examination conducted satisfactorily?

On average satisfactorily

Was the standard sufficient for the M.B.B.S. examination as required by Regulations of the Medical Council of India?

Appeared to be sufficient.

Date : 8-2-2016

Place : JSS MEDICAL COLLEGE, MYSORE

Signature

(Inspectors/Visitors)

P Venkata Krishna
P. Venkata Krishna

Prof. of Medicine,
JSS, VITASA ROAD, AP

M-9848134088

e-mail: krishna.p@jssmedicalcollege.org

Kanakeswar Bhuyan
Kanakewar Bhuyan

Asstt. Prof. Surgery
G.M.C.H., Guwahati



MEDICAL COUNCIL OF INDIA

STANDARD INSPECTION FORM

FORM - C

On the

Final M.B.B.S. Examination of **JSS** University

In the subject of

Phase-III Part-II Paediatrics

held at

JSS Medical College

Place : Sri Shivarathreeshwara Nagara

Mysuru - 570 015.

1. Date of Inspection : **08-02-2016**
2. Names of Inspectors : **Dr.P.Venkata Krishna
Dr.Kanakeshwar Bhayan**
3. Date of last Inspection/Visitation: **1st & 2nd September 2015**
- Name of last inspectors/Visitors : **1. Dr.Sanjiv Nanda
2. Dr.Radha P.Munje
3. Dr.Khurshid Alam
4. Dr.Gadadhar Mitra**

Defects pointed out in the last inspection/visitation if any	Remarks by the University
<p>First Assessment for recognition of increase of seats from 150 to 200 intake</p>	

A. Scheme of Examination

1. Theory Marks allotted
 2. Clinical/practical
 3. Oral Minimum marks for Passing the Exam.
- Passing Criteria: **50 %** in Theory (including Viva, IA) & **50%** Practical (Including IA)

MBBS Phase III Part II

Subject	Theory	Viva	IA (Th)	Total	Practical/Clinical	IA (P)	Total	Grand Total
Paediatrics	1x100=100	20	30	150	80	20	100	250

B. Theory**Enclosed Annexure-I**

1. Theory paper

Subject

Time for the paper (1 copy of each of the papers may be attached).

Paediatrics

3 Hrs.

2. Dates on which conducted :

Subject	Paper I
Paediatrics	27.01.2016

3. Where conducted : Examination Hall, JSS Medical College, Mysuru.

4. Invigilation arrangements : As per JSS University Norms.

5. No. of candidates appeared :

Sl. No.	Subject	Total No. of Candidates	No. of Candidates Appeared	No. of Candidates Absent
1	Paediatrics	133	132	1

6. Papers setters :

Name & qualification	Designation	Experience as Examiner
List attached, Annexure-II		

Remarks by the Inspectors/Visitors regarding

- a) Nature of the questions.
As per the standard of MCI
- b) Do they cover the whole field of prescribed curriculum
Yes, As per JSS University Curriculum / MCI Curriculum
- c) What is the standard displayed in the answers.
Paper valuation is not yet started by examiners.
- d) What is the nature of assessment.
Theory valuation : Double valuation separately by one internal and one external examiner / valuator
- e) What is the minimum percentage necessary for passing the theory examination **50 %**
- f) What percentage of marks obtained at periodical examinations conducted during the course is carried forwarded to the final examination. **20 %**
(From internal assessment -30 marks for written examination and 20 marks for clinical examination)
- g) Method of assessment of examination conducted During the course of study to be clearly stated.
Three Periodic Internal Assessments are conducted during the course of study. The average of the best two is taken.
- h) How has it influenced the result at the final examination
**It is a good preparation for the students to face the examination
But the internal examiners / college has more role in deciding the result.(more than 50% of marks are in the hands of internal examiners)**

II. Practical/clinical

How is the practical examination conducted give details.

There are 2 internal and 2 external examiners to conduct the exam.

There will be two long cases of different systems (40 marks each)

Does the practical cover the different branches of the subject?

Yes

a) Time allotted for section.

40 Minutes for each case.

b) Examiners

Paediatrics 8th, 9th & 10th Feb.2016

	Batch	Names & qualification	Designation	Experience as examiner	
Internal	I	Dr.D.Narayanappa MBBS, MD	Prof. & HOD	24 Yrs.	Biodata enclosed
		Dr.S.N.Prashanth MBBS, MD, DNB	Professor	14 Yrs.	
External		Dr.P.Karthikeyan MBBS, MD	Asso.Prof.		
		Dr.T.S.Subramanian MBBS, MD	Professor		

Paediatrics 11th, 12th & 13th Feb.2016

	Batch	Names & qualification	Designation	Experience as examiner
Internal	II	Dr.Jagadish Kumar K. MBBS, MD	Professor	16 Yrs.
		Dr.C.Chandrashekar MBBS, MD	Asso.Prof.	10 Yrs.
External		Dr.Shubha S. MBBS, MD	Professor	
		Dr.Jayakumar C. MBBS, MD	Prof. & HOD	

Mode & conduct of practical.

Is it in batches or otherwise.

Batches

c) Are there other centers where the Examination is conducted by the same University?
No

If so, where?

Not applicable

i) Do the same examiners conduct the examination in other centers too?

Not applicable

ii) If not what steps are taken to ensure uniformity of standard.

Not applicable

d) Date of Examination

8th, 9th, 10th, 11th 12th, 13th February 2016.

e) Date and time when the examination was inspected.

08-02-2016 – 9 AM to 5 PM

f) Are the invigilation arrangements satisfactory?

Yes

g) No. of candidates appeared.

Sl. No.	Subject	Total No. of Candidates	No. of Candidates appeared
1	Paediatrics	22	21

h) Number & type of questions (a copy of the question paper may be attached)

Annexure-I

j) What is the minimum percentage of required for passing.

50 %**Clinical**

1. Date of Examination.

8th, 9th, 10th, 11th 12th, 13th February 2016.

2. Date & time when the examination was inspected.

08-02-2016 – 9 AM to 5 PM

3. Are the invigilation arrangements satisfactory?

Yes

4. No. of candidates appeared.

Sl. No.	Subject	No. of Candidates	No. of Candidates appeared
1	Paediatrics	22	21

5. Long cases

Subject	Long Case
Paediatrics	2

6. Type of cases given (list may be attached)

Annexure – III (List enclosed)

7. Time allotted for study of the case.

40 Minutes for each case.

8. Nature of Discussion of case by the candidate

Clinical and viva, attitude of candidate to patients , clinical skills application, clinical approach to the case and analytical and therapeutic knowledge of the candidate

9. Time of discussion

15 Minutes per case (maximum)

10. Was the discussion fair, searching and sufficient practical?

On average satisfactory.

But most of the period is allotted to oral questionnaire and less time is allotted to clinical skill evaluation – less of practical.

Short Cases

1. Type of cases given (List may be attached).

Not applicable

2. How many cases were given to each candidate?

Not applicable

3. How long did examination in short cases last for each Candidate?

Not applicable

4. Standard displayed by the candidates in general in the clinical part of the examination.

On average Satisfactory

5. How was the assessment done?

For each candidate-One long case was evaluated by one set of examiners and another long case was evaluated by another set of examiners

6. Was it done jointly by more than one Examiner?

Yes

7. How many marks are allotted for clinical examination?

Subject	Clinical	IA Clinical
Paediatrics	80	20

8. What is the minimum percentage for passing the clinical part?

50 %

9. Are marks obtained in any other part of the examination added on to that obtained in the clinical examination?

No.

But marks obtained in viva of final clinical examination are added to the final written examination in deciding the pass

10. Are marks given for clinical works done in the wards added on to the marks obtained in the clinical examination?

yes

If so, to what extent?

Marks of Internal practical examination (out of 20) are added to the final clinical marks.

11. How has it influenced the result at the final examination?

It has a role in deciding the result- pass and grade also

(Method of assessment of clinical work in the wards may be clearly stated).

Three Periodic Internal Assessments are conducted during the course of study. The average of the best two is taken.

VIVA-VOCE

1. What did it consist of

(Give extent of coverage of subject)

Factors assessed : Nutrition, Drugs and vaccines , X-Rays, and Instruments.

2. How was it conducted?

Each candidate was examined by 1 examiner for 5 marks each

3. What was the standard?

On average Satisfactory

4. What was the nature of assessment?

Clinical and viva, attitude of candidate to patients , clinical skills application, clinical approach to the case and analytical and therapeutic knowledge of the candidate

5. Was it done jointly by more than one examiner?

Clinical – practical :jointly and viva individually

6. How are the marks obtained in different parts of the examination grouped?

Marks allotted to each sub group is verified and tabulated (separately for Viva and clinicals)

*Distribution of marks copy –attached

7. What is the minimum for passing in each and in the grand total?

Clinical + IA - 50 % (for clinical alone there is no minimum pass mark)

Theory + IA + Viva – 50% (for Theory and also for viva alone there is no minimum pass mark)

8. Results for the last three years.

Annexure – IV (List enclosed)

9. No. of students appeared?

Annexure – IV (List enclosed)

- 10.No. of students passed?

Annexure – IV (List enclosed)

11. Other remarks if any.

*Viva marks are added to final theory examination for balancing the result.

*In addition, Internal assessment conducted by the internal examiners of the college has significant role in deciding the result- pass and grade

*The minimum percentage necessary for passing the theory examination (Theory + Theory IA + Viva) is 50 % and 20% percentage of marks obtained at periodical examinations conducted during the course is carried forwarded to the final examination. So Internal assessment (both theory and practical) by internal examiners is playing more role in deciding the pass and grade.

. *Most of the period for practical examination is allotted to oral questionnaire and less time is allotted to clinical skill evaluation . So more time should be utilized for evaluation of clinical skills (like Objective skilled clinical examination) and also sufficient time must be allotted to know the clinical approach of the student.

Otherwise the examiners may award marks liberally to pass the candidates irrespective of the performance of the student. Actually the standard of examination will be seen in comparison of marks, the candidate received against his/her performance. The performance of some of the candidates at random (by video) and the marks they were allotted to be sent to Neutral body for proper evaluation.

Conclusions :

Was the examination conducted satisfactorily?

On average satisfactorily

Was the standard sufficient for the M.B.B.S. examination as required by Regulations of the Medical Council of India?

Appeared to be sufficient.

Date : 8-2-2016

Place : JSS MEDICAL COLLEGE, MYSORE


Signature
(Inspectors/Visitors)


P. Venkata Krishna

(Dr. P. Venkata Krishna)
M.B.B.S. Medicine,
S.A.C., D. JAYALAKSHMI, AP.

A-9848134088

krishnapothu kanchi@gmail.com.


Kanakeswar Bhuyan

Asst. Prof Surgery

G.M.C.H.

Gundachati



MEDICAL COUNCIL OF INDIA

STANDARD INSPECTION FORM

FORM - C

On the

Final M.B.B.S. Examination of **JSS** University

In the subject of

Phase-III Part-II General Surgery including Orthopaedics

held at

JSS Medical College

Place : Sri Shivarathreeshwara Nagara

Mysuru - 570 015.

1. Date of Inspection : **08-02-2016**
2. Names of Inspectors : **Dr.P.Venkata Krishna
Dr.Kanakeshwar Bhayan**
3. Date of last Inspection/Visitation: **1st & 2nd September 2015**
- Name of last inspectors/Visitors : **1. Dr.Sanjiv Nanda
2. Dr.Radha P.Munje
3. Dr.Khurshid Alam
4. Dr.Gadadhar Mitra**

Defects pointed out in the last inspection/visitation if any	Remarks by the University
<p>First Assessment for recognition of increase of seats from 150 to 200 intake</p>	

A. Scheme of Examination

1. Theory Marks allotted
2. Clinical/practical
3. Oral Minimum marks for Passing the Exam.

Passing Criteria: 50 % in Theory (including Viva, IA) & 50% Practical (Including IA)

MBBS Phase III Part II

Subject	Theory	Viva	IA (Th)	Total	Practical/Clinical	IA (P)	Total	Grand Total
General Surgery Including Orthopaedics	2x100=200	40	60	300	160	40	200	500

B. Theory

1. Theory paper Subject Time for the paper (1 copy of each of the papers may be attached).

Paper I **Section A - Surgery** **3 hours**
Section B - Orthopaedics

Enclosed Annexure-I

Paper II **Surgery** **3 hours**

2. Dates on which conducted :

Subject	Paper I	Paper II
General Surgery & Orthopaedics	20.01.2016	21.01.2016

3. Where conducted : Examination Hall, JSS Medical College, Mysuru.
4. Invigilation arrangements : As per JSS University Norms.
5. No. of candidates appeared :

Sl. No.	Subject	Total No. of Candidates	No. of Candidates Appeared	No. of Candidates Absent
1	General Surgery including Orthopaedics	133	132	01

6. Papers setters :

Name & qualification	Designation	Experience as Examiner
List attached, Annexure-II		

Remarks by the Inspectors/Visitors regarding

- a) Nature of the questions.
As per the standard of MCI
- b) Do they cover the whole field of prescribed curriculum
Yes, As per JSS University Curriculum / MCI Curriculum
- c) What is the standard displayed in the answers.
Paper valuation is not yet started by examiners.
- d) What is the nature of assessment.
Theory valuation : Double valuation separately by one internal and one external examiner / valuator
- e) What is the minimum percentage necessary for passing the theory examination (Theory + Theory IA + Viva) **50 %**
- f) What percentage of marks obtained at periodical examinations conducted during the course is carried forwarded to the final examination. **20 %**
(From internal assessment -60 marks for written examination and 40 marks for clinical examination)
- g) Method of assessment of examination conducted During the course of study to be clearly stated.

Three Periodic Internal Assessments are conducted during the course of study. The average of the best two is taken.
- h) How has it influenced the result at the final examination

It is a good preparation for the students to face the examination

But the internal examiners / college has more role in deciding the result.(more than 50% of marks are in the hands of internal examiners)

II. Practical/clinical

How is the practical examination conducted give details.

There are 2 internals and 2 externals examiners to conduct the exam.

**There will be 1 long case (60 Marks) & 2 short cases (30 Marks each) -
General Surgery
2 short cases (20 Marks each) - Orthopaedics
The cases are allotted randomly.**

Does the practical cover the different branches of the subject?

Yes

a) Time allotted for section.

45 Minutes for long case.

10 Minutes for each short cases.

b) Examiners

General Surgery including Orthopaedics 8th, 9th & 10th Feb.2016

	Batch	Names & qualification	Designation	Experience as examiner	
Internal	I	General Surgery Dr.B.J.Sharathchandra MBBS, MS	Professor	20 Ys.	Biodata attached
		Dr.Sreeharsha M.V. MBBS, MS	Asso.Prof.	02 Yrs.	
		Orthopaedics Dr.Mruthyunjaya MBBS,D'Ortho,DNB, MS	Prof. & HOD	15 Yrs.	
External	I	General Surgery Dr.Vinod Prabhu MBBS, MS	Asso.Prof.	02 Yrs.	Biodata attached
		Dr.M.Rajendran MBBS, MS	Professor	25 Yrs.	
		Orthopaedics Dr.Ashok Vardhan Reddy, MBBS, MS	Asso.Prof.		

General Surgery including Orthopaedics 8th, 9th & 10th Feb.2016

	Batch	Names & qualification	Designation	Experience as examiner
Internal	II	General Surgery Dr.Mohammed Raza MBBS, MS	Professor	15 Yrs.
		Dr.Girish T.U. MBBS, MS	Asso.Prof.	05 Yrs.
		Orthopaedics Dr.Ravikiran H.G. MBBS, MS	Asst.Prof.	02 Yrs.

External	II	General Surgery Dr.Santosh Kumar N.Deshmukh, MBBS, MS	Asso.Prof.	
		Dr.Samir Ranjan Nayak MBBS, MS	Professor	
		Orthopaedics Dr.T.V.Suresh Babu MBBS, MS	Asso.Prof.	

Mode & conduct of practical.

Is it in batches or otherwise.

Batches

c) Are there other centers where the Examination is conducted by the same University?

No

If so, where?

Not applicable

i) Do the same examiners conduct the examination in other centers too?

Not applicable

ii) If not what steps are taken to ensure uniformity of standard.

Not applicable

d) Date of Examination

8th, 9th, 10th and 11th, 12th, 13th February 2016.

e) Date and time when the examination was inspected.

08-02-2016 - 9 AM to 5 PM

f) Are the invigilation arrangements satisfactory?

Yes

g) No. of candidates appeared.

On the date of assessment (08-02-2016)

Sl. No.	Subject	Total No. of Candidates	No. of Candidates appeared
1	General Surgery & Orthopaedics	24	24

h) Number & type of questions (a copy of the question paper may be attached)

Annexure-I

j) What is the minimum percentage of required for passing.

50 %

Clinical

1. Date of Examination.

8th, 9th, 10th and 11th 12th, 13th February 2016.

2. Date & time when the examination was inspected.

08-02-2016 – 9 AM to 5 PM

3. Are the invigilation arrangements satisfactory?

Yes

4. No. of candidates appeared.

Today on day of Assessment (08-02-2016)

Sl. No.	Subject	Total No. of Candidates	No. of Candidates appeared
1	General Surgery & Orthopaedics	24	24

5. Long cases

Subject	Long Case
General Surgery	1
Orthopaedics	Nil

6. Type of cases given (list may be attached)
Annexure – III (List enclosed)
7. Time allotted for study of the case.
45 Minutes for Long case.
8. Nature of Discussion of case by the candidate
Clinical and viva, attitude of candidate to patients , clinical skills application, clinical approach to the case and analytical and therapeutic knowledge of the candidate
9. Time of discussion
20 Minutes (Maximum)
10. Was the discussion fair, searching and sufficient practical?

On average satisfactory.

But most of the period is allotted to oral questionnaire and less time is allotted to clinical skill evaluation – less of practical.

Short Cases

1. Type of cases given (List may be attached).

Annexure – IV (List enclosed)

2. How many cases were given to each candidate?

Subject	Short Case
General Surgery	2
Orthopaedics	2

3. How long did examination in short cases last for each Candidate?
10 Minutes for each candidate.
4. Standard displayed by the candidates in general in the clinical part of the examination.
On average satisfactory
5. How was the assessment done?
One Long case and Two short cases assessed by both Internal and External examiners in General Surgery.
Two short cases assessed by both Internal and External examiners in Orthopaedics.
6. Was it done jointly by more than one Examiner?
Yes

7. How many marks are allotted for clinical examination?

Subject	Clinical - 160	IA Clinical - 40
General Surgery Including Orthopaedics	General Surgery - 120 Orthopaedics - 40	General Surgery - 30 Orthopaedics-10

8. What is the minimum percentage for passing the clinical part?

50 %

9. Are marks obtained in any other part of the examination added on to that obtained in the clinical examination?

No.

But marks obtained in viva of final clinical examination are added to the final written examination in deciding the pass.

10. Are marks given for clinical works done in the wards added on to the marks obtained in the clinical examination?

yes

If so, to what extent?

Marks of Internal practical examination in the form of Internal assessment -clinical (out of 40) are added to the final clinical marks.

11. How has it influenced the result at the final examination?

It has a role in deciding the result- pass and grade also

(Method of assessment of clinical work in the wards may be clearly stated).

Three Periodic Internal Assessments are conducted during the course of study. The average of the best two is taken.

VIVA-VOCE

1. What did it consist of

(Give extent of coverage of subject)

By way of Spotters, Specimens, X-Rays and Instruments, implants

2. How was it conducted?

Each candidate is examined by 3 sets of examiners, each set consists of 1 external and 1 internal examiner for total 60 marks (20 each)

3. What was the standard?

On average, Satisfactory

4. What was the nature of assessment?
Clinical and viva, attitude of candidate to patients , clinical skills application, clinical approach to the case and analytical and therapeutic knowledge of the candidate
5. Was it done jointly by more than one examiner?
Clinical – practical :jointly and viva individually
6. How are the marks obtained in different parts of the examination grouped?
Marks allotted to each sub group is verified and tabulated (separately for Viva and clinicals)

*Distribution of marks copy -attached
7. What is the minimum for passing in each and in the grand total?
Clinical + IA - 50 % (for clinical alone there is no minimum pass mark)
Theory + IA + Viva – 50% (for Theory and also for viva alone there is no minimum pass mark)
8. Results for the last three years.
Annexure – V - List enclosed
9. No. of students appeared?
(last 3 years)
Annexure – V - List enclosed
- 10.No. of students passed?
Annexure – V - List enclosed

11. Other remarks if any.

*Viva marks are added to final theory examination for balancing the result.

*In addition, Internal assessment conducted by the internal examiners of the college has significant role in deciding the result- pass and grade

*The minimum percentage necessary for passing the theory examination (Theory + Theory IA + Viva) is 50 % and 20% percentage of marks obtained at periodical examinations conducted during the course is carried forwarded to the final examination. So Internal assessment (both theory and practical) by internal examiners is playing more role in deciding the pass and grade.

*Most of the period for practical examination is allotted to oral questionnaire and less time is allotted to clinical skill evaluation . So more time should be utilized for evaluation of clinical skills (like Objective skilled clinical examination) and also sufficient time must be allotted to know the clinical approach of the student.

Otherwise the examiners may award marks liberally to pass the candidates irrespective of the performance of the student. Actually the standard of examination will be seen in comparison of marks, the candidate received against his/her performance. The performance of some of the candidates at random (by video) and the marks they were allotted to be sent to Neutral body for proper evaluation.

Conclusions :

Was the examination conducted satisfactorily?

On average satisfactorily

Was the standard sufficient for the M.B.B.S. examination as required by Regulations of the Medical Council of India?

Appeared to be sufficient.

Date : 8-2-2016

Place : JSS MEDICAL COLLEGE, MYSORE

Signature

(Inspectors/Visitors)

P. Venkata Krishna

P. Venkata Krishna

Asst. Prof. Medicine,

S.N.R., VIT-AP, APJKTU-AP,

A-986813408Y

k.krishna@vitap.ac.in@gmail.com

Kanakeswar Bhuyan

Kanakeswar Bhuyan

Asst. Prof. Surgery

CMC, Guwahati



MEDICAL COUNCIL OF INDIA

STANDARD INSPECTION FORM

FORM - C

On the

Final M.B.B.S. Examination of **JSS** University

In the subject of

Phase-III Part-II OBG

held at

JSS Medical College

Place : Sri Shivarathreeshwara Nagara

Mysuru - 570 015.

1. Date of Inspection : **08-02-2016**
2. Names of Inspectors : **Dr. P. Venkata Krishna
Dr. Kanakeshwar Bhayan**
3. Date of last Inspection/Visitation: **1st & 2nd September 2015**
- Name of last inspectors/Visitors : **1. Dr.Sanjiv Nanda
2. Dr.Radha P.Munje
3. Dr.Khurshid Alam
4. Dr.Gadadhar Mitra**

Defects pointed out in the last inspection/visitation if any	Remarks by the University
<p>First Assessment for recognition of increase of seats from 150 to 200 intake</p>	

A. Scheme of Examination

1. Theory Marks allotted
 2. Clinical/practical
 3. Oral Minimum marks for Passing the Exam.
- Passing Criteria: **50 %** in Theory (including Viva, IA) & 50% Practical (Including IA)

MBBS Phase III Part II

Subject	Theory	Viva	IA (Th)	Total	Practical/Clinical	IA (P)	Total	Grand Total
OBG	2x100=200	40	60	300	160	40	200	500

B. Theory**Enclosed Annexure-I**

1. Theory paper Subject Time for the paper (1 copy of each of the papers may be attached).

Obstetrics & Gynaecology - Paper I **3 Hrs.**

Obstetrics & Gynaecology - Paper II **3 Hrs.**

2. Dates on which conducted :

Subject	Paper I	Paper II
OBG	23.01.2016	25.01.2016

3. Where conducted : Examination Hall, JSS Medical College, Mysuru.

4. Invigilation arrangements : As per JSS University Norms.

5. No. of candidates appeared :

Sl. No.	Subject	No. of Candidates	No. of Candidates Appeared	No. of Candidates Absent
1	OBG	135	135	-

6. Papers setters :

Name & qualification	Designation	Experience as Examiner
List attached, Annexure-II		

Remarks by the Inspectors/Visitors regarding

- a) Nature of the questions.
As per the standard of MCI
- b) Do they cover the whole field of prescribed curriculum
Yes, As per JSS University Curriculum / MCI Curriculum
- c) What is the standard displayed in the answers.
Paper valuation is not yet started by examiners.
- d) What is the nature of assessment.
Theory valuation : Double valuation separately by one internal and one external examiner / valuator
- e) What is the minimum percentage necessary for passing the theory examination **50 %**
- f) What percentage of marks obtained at periodical examinations conducted during the course is carried forwarded to the final examination. **20 %**
(From internal assessment -60 marks for written examination and 40 marks for clinical examination)
- g) Method of assessment of examination conducted During the course of study to be clearly stated.
Three Periodic Internal Assessments are conducted during the course of study. The average of the best two is taken.
- h) How has it influenced the result at the final examination
**It is a good preparation for the students to face the examination.
But the internal examiners / college has more role in deciding the result.(more than 50% of marks are in the hands of internal examiners)**

II. Practical/clinical

How is the practical examination conducted give details.

There are 2 internal and 2 external examiners to conduct the exam.

**There will be 2 long cases - 1 Obstetrics case & 1 Gynaecology case.
(80 marks each)**

Does the practical cover the different branches of the subject?

Yes

a) Time allotted for section.

30 Minutes for Obstetrics case

30 Minutes for Gynaecology case.

b) Examiners

O.B.G. 8th, 9th & 10th Feb.2016

	Batch	Names & qualification	Designation	Experience as examiner	
Internal	I	Dr.M.S.Sujatha MBBS, MD	Professor	20 Yrs.	Biodata enclosed
		Dr.Prathap T. MBBS, MS	Asso.Prof.	01 Yr.	
External		Dr.Satish Korah Kuruvilla	Professor	08 Yrs.	
		Dr.Gayathri M.	Asso.Prof.	01 Yr.	

O.B.G. 11th, 12th & 13th Feb.2016

	Batch	Names & qualification	Designation	Experience as examiner
Internal	II	Dr.Leelavathi MBBS, MD	Professor	12 Yrs.
		Dr.S.Mamatha MBBS, MS	Asso.Prof.	06 Yrs.
External		Dr.Nurul Ameen	Asst.Prof.	
		Dr.R.Sankareswari	Asso.Prof.	

Mode & conduct of practical.

Is it in batches or otherwise.

Batches

c) Are there other centers where the Examination is conducted by the same University?

No

If so, where?

Not applicable

i) Do the same examiners conduct the examination in other centers too?

Not applicable

- ii) If not what steps are taken to ensure uniformity of standard.

Not applicable

- d) Date of Examination

8th, 9th, 10th, 11th 12th, 13th February 2016.

- e) Date and time when the examination was inspected.

08-02-2016 – 9 AM to 5 PM

- f) Are the invigilation arrangements satisfactory?

Yes

- g) No. of candidates appeared.-on 8-2-16

Sl. No.	Subject	No. of Candidates	No. of Candidates appeared
1	OBG	21	21

- h) Number & type of questions (a copy of the question paper may be attached)

Annexure-I

- j) What is the minimum percentage of required for passing.

50 %

Clinical

1. Date of Examination.

8th, 9th, 10th, 11th 12th, 13th February 2016.

2. Date & time when the examination was inspected.

08-02-2016 – 9 AM to 5 PM

3. Are the invigilation arrangements satisfactory?

Yes

4. No. of candidates appeared.

Sl. No.	Subject	No. of Candidates	No. of Candidates appeared
1	OBG	21	21

5. Long cases

Subject	Long Case
Obstetrics	1
Gynaecology	1

6. Type of cases given (list may be attached)

Annexure – III (List attached)

7. Time allotted for study of the case.

30 Minutes each for 2 Long cases.

8. Nature of Discussion of case by the candidate

Clinical and viva, attitude of candidate to patients , clinical skills application, clinical approach to the case and analytical and therapeutic knowledge of the candidate

9. Time of discussion

20 Minutes per case (Maximum)

10. Was the discussion fair, searching and sufficient practical?

On average satisfactory.

But most of the period is allotted to oral questionnaire and less time is allotted to clinical skill evaluation – less of practical.

Short Cases

1. Type of cases given (List may be attached).

Not applicable

2. How many cases were given to each candidate?

Not applicable

3. How long did examination in short cases last for each Candidate?

Not applicable

4. Standard displayed by the candidates in general in the clinical part of the examination.

On average satisfactory.

5. How was the assessment done?

One case of Gynaecology and one case of Obstetrics allotted to one candidate. Each candidate assessed by two sets of examiners belonging to Obstetrics & Gynaecology.

6. Was it done jointly by more than one Examiner?

Yes

7. How many marks are allotted for clinical examination?

Subject	Clinical	IA Clinical
OBG	160	40

8. What is the minimum percentage for passing the clinical part?

50 %

9. Are marks obtained in any other part of the examination added on to that obtained in the clinical examination?

No.

But marks obtained in viva of final clinical examination are added to the final written examination in deciding the pass

10. Are marks given for clinical works done in the wards added on to the marks obtained in the clinical examination?

Yes.

If so, to what extent?

Marks of Internal practical examination (out of 40) are added to the final clinical marks.

How has it influenced the result at the final examination?

It has a role in deciding the result- pass and grade also

(Method of assessment of clinical work in the wards may be clearly stated).

Three Periodic Internal Assessments are conducted during the course of study. The average of the best two is taken.

VIVA-VOCE

1. What did it consist of
(Give extent of coverage of subject)
By way of Records, Specimens, Instruments, Dummy and pelvis, Drugs, Ultrasound, NST and Family Planning.
2. How was it conducted?
Each candidate is examined by 2 sets of examiners each set consists of 1 external and 1 internal examiner for total 40 marks (20 each)
3. What was the standard?
On average, Satisfactory
4. What was the nature of assessment?
Clinical and viva, attitude of candidate to patients , clinical skills application, clinical approach to the case and analytical and therapeutic knowledge of the candidate
5. Was it done jointly by more than one examiner?
Yes
6. How are the marks obtained in different parts of the examination grouped?
Marks allotted to each sub group is verified and tabulated (separately for Viva and clinicals)
*Distribution of marks copy -attached
7. What is the minimum for passing in each and in the grand total?
Clinical + IA - 50 % (for clinical alone there is no minimum pass mark)
Theory + IA + Viva - 50% (for Theory and also for viva alone there is no minimum pass mark)
8. Results for the last three years.
Annexure - IV - List enclosed
9. No. of students appeared?
Annexure - IV - List enclosed
- 10.No. of students passed?
Annexure - IV - List enclosed

11. Other remarks if any.

*Viva marks are added to final theory examination for balancing the result.

*In addition, Internal assessment conducted by the internal examiners of the college has significant role in deciding the result- pass and grade

*The minimum percentage necessary for passing the theory examination (Theory + Theory IA + Viva) is **50 % and** 20% percentage of marks obtained at periodical examinations conducted during the course is carried forwarded to the final examination. So Internal assessment (both theory and practical) by internal examiners is playing more role in deciding the pass and grade.

. *Most of the period for practical examination is allotted to oral questionnaire and less time is allotted to clinical skill evaluation . So more time should be utilized for evaluation of clinical skills (like Objective skilled clinical examination) and also sufficient time must be allotted to know the clinical approach of the student.

Otherwise the examiners may award marks liberally to pass the candidates irrespective of the performance of the student. Actually the standard of examination will be seen in comparison of marks, the candidate received against his/her performance. The performance of some of the candidates at random (by video) and the marks they were allotted to be sent to Neutral body for proper evaluation.

Conclusions :

Was the examination conducted satisfactorily?

On average satisfactorily

Was the standard sufficient for the M.B.B.S. examination as required by Regulations of the Medical Council of India?


Appeared to be sufficient.

Date : 8-2-2016

Place : JSS MEDICAL COLLEGE, MYSORE

Signature

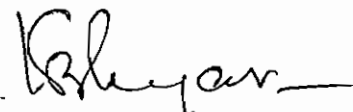
(Inspectors/Visitors)



P. Venkata Krishna

Prof. of Medicine,
JMC, VISHAYANANDA, AP
A-984813408V

krishna.p@jssmc.edu.in



Kanakeswar Bhuyan

Asst. Prof. Surgery
JMC, Mysore