

**From**

03.03.2012

Dr. M.K. Parashar  
Professor  
Dept. of Medicine  
Netaji Subash Chandra Bose Medical College  
Nagpur Road, Jabalpur , -482 003, Madhya Pradesh

**To**

The Secretary  
Medical Council of India  
New Delhi

**Ref No:** MCI/34(41)(UG)(KAR)/2011-Med. Dated 28.02.2012

**Sub:** Assessment of the physical and the other teaching facilities available for continuance of recognition of MBBS degree granted by Rajiv Gandhi University of Health Sciences, Karnataka in respect of students being training at KVG Medical College, Sullia.


Date of Inspection : 02.03.2012 & 03.03.2012

**Madam,**

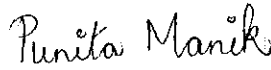
Kindly find enclosed the report form SA - II and its CD with regard to the above mentioned subject.

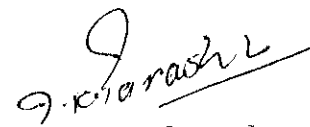
Thanking You

Yours faithfully,

  
Dr. Col. Atoshi Basu  
Prof. of Pathology  
Command Hospital  
Air force

Lucknow

  
Dr. Punita Manik  
Prof. of Anatomy  
CSMMU  
Lucknow

  
Dr. M.K. Parashar  
Prof. of Medicine  
NSCBMC  
Jabalpur

**MEDICAL COUNCIL OF INDIA**  
**ASSESSMENT FORM FOR 100 ADMISSIONS REPORT**

Part A-II

(to be filled by the Assessors)

1.1 Type of Assessment U/S 10A-regular/compliance: Letter of Intent ( ) / Letter of Permission ( ), 1<sup>st</sup> renewal ( ), 2<sup>nd</sup> renewal ( ), 3<sup>rd</sup> renewal ( ), 4<sup>th</sup> renewal ( ) included in Landscape format (Appendix-I)

U/S 11(2)-Regular/compliance: Recognition (✓), u/s 19 Continuation of Recognition (✓)

Name of the Institution	:	K.V.G MEDICAL COLLEGE & HOSPITAL, SULLIA		
Address	:	Kurunjibag-574 327, Sullia, D.K, Karnataka		
Telephone No.	:	08257-232608		
E-mail	:	kvgmedc@yahoo.com		
Assessment Date		02.03.2012	&	Last Assessment Date: 08.05.2007
		03.02.2012		

Particulars of Assessors

Name of the Assessors	Correspondence Address	Phone # Off. / Res./ (Mobile)	Email
Dr. M.K. Parashar	Professor, Dept of Medicine / Gen. Medicine/ Internal Medicine Netaji Subash Chandra Bose Medical College, Nagpur Road, Jabalpur-482 003, Madhya Pradesh.	0761-2370951/9425385504	parashar.mk@rediffmail.com

*Dr. Parashar*

*ABR*

*P. Prasad*

Dr. Col Atoshi Basu	Professor, Central Airforce, Lucknow	Dept. of Command	Pathology, Hospital	2296527/08756110581	atoshibasu@gmail.com
Dr. Punita Manik	Professor, Chatrapati Shahuji Maharaj Medical University, Lucknow-226 003, Uttar Pradesh	Dept. of Anatomy,		0522-2257671/983922622	punitamanik@yahoo.co.in

1.1 The College has following plots of land:

The campus is,	unitary/divided into _____ parts
Proof of ownership & possession verified from original record at the time of Establishment of medical college/verified	yes / <del>no</del>

1.2 Dean/Principal: Dr. SHEELA G. NAYYAK, M.D.,/M.S. with 42Y 5M years of teaching experience and 21 years of administrative experience. She is also holding the post of Professor in the Department of ANATOMY

Dean Office is located in Ground Floor of the college/building along with the administrative block. Adequate space (as per MSR guidelines by MCD) and other required facilities (as given in the table below) are provided/~~not provided~~ to the administrative staff.

Office Space Requirement	Space (m)	Comments (Yes / No)
Dean Office	70 Sq.m	Yes
Principal's Office		
Staff Room	140 Sq.m	Yes
College Council Room	80 Sq.m	Yes

*g. 10/11/2022*

*Sharon*

*Punita Manik*

1.3 Medical Education Unit (MEU):

Available as per regulations	:	Yes/No
Name of the MEU coordinator	:	Dr. Mohan Raj, Professor of Pathology,
Name, Designation & Experience of affiliated faculty	:	1) Dr. C. Mohan Raj, Prof. of Pathology 36Y 9M 2) Dr. Sheela G Nayak, Prof. of Anatomy 3) Dr. Kariappa, Prof. & HOD of Pathology
Name of the MCI Regional Centre where above training has been undertaken	:	NTTC; JIPMER, Pondicherry
Details of the Orientation programme and Basic Course Workshop undergone by MEU (No. of programmes organized during Academic year, No. of People attended, proceedings (to be verified at the time of assessment)	:	04-Programmes organizes in last academic year 81 - Number of participants
Date/s of the above workshops	:	11th & 12th May 2010 28th to 30th June 2010 6th & 7th April 2011 19th & 20th Oct. 2011
Details & Duration of Workshops in Medical Education Technology conducted by MEU	:	1. TOT (Level -I) for faculty 2. TOT on Research Methodology and Synopsis writing for PGs of 2010. 3. TOT on Teaching learning methodology, T.L media and Microteaching, group discussion for

*G. Sridharan*  
*Purika Mani*

*Abbar*

	PGs of 2010.
Details of faculty who have undergone basic course workshop in <i>Medical Education Technology</i> at the allocated MCI Regional Centre	: Attached
Feedback evaluation of workshops and action taken reports on the basis of feedback obtained (comments in the Annexure J) (APPEND ABOVE DETAILS AS ANNEXURE-I, TO BE FILLED BY THE MC AND VERIFIED BY ASSESSOR).	: -



*Verified*

**1.4 Continuing Medical Education :**

No and Details of CMEs/workshop organized by the college held in the past 1 year	: 04
	31.7.11- Live workshop & CME on Thyroid Surgerie
	24.9.11- CME on Marriage & mental illness
	26.11.11 CME in Pathology
	9.12.11 Recent advances in Virology
	25.02.12 Intensity Modulated Radiation Therapy
Details of the credit hours awarded for the past one year (details / comments in ANNEXURE II)	5 credit hrs / session

**1.5 College Council : APPEND AS ANNEXURE-III**

Name, designation, contact no. and address of the President & Secretary.

	: President :
	: Secretary :
	Dr. Kurunji Venkatramana Gowda, Venkatesh Nilaya, Sullia- 574 329, D.K, Karnataka.

*Punita Mand*

Composition of the Council (HODs as members & Principal / Dean as chairperson)	Sri. Paddmbail Venkatramana Gowda Paddmbail House, Ajjavara, Sullia- 574 329, D.K. Karnataka. Chairperson- Dr. Sheela G. Nayak, Principal
No. of times the College Council meets per year (min 4) :	<p>Members -</p> <p>Dr.Prakash Prof&amp;HOD Dept of Anatomy  Dr.Shivaraj Shankar Prof Dept Of Biochemistry  Dr. Sheela Bhatia Prof &amp; HOD of Physiology  Dr.Vijay Ragavan Prof Dept of Pharmacology  Dr.T.M Kariappa Prof &amp; HOD Dept of Pathology  Dr.Meera Meundi Prof &amp; HOD Dept of Microbiology  Dr. Suryakumar Prof &amp; HOD Dept of forensic medicine  Dr. A.G. Kulkarni Prof &amp; HOD Dept of Comm. Medicine  Dr.Gopal Rao Prof &amp; HOD Dept of General medicine  Dr. Edwin Dias Prof &amp; HOD Dept of Pediatrics  Dr. Jayaram Prof &amp; HOD Dept of Dermatology  Dr. Harish D. Prof &amp; HOD Dept of Psychiatry  Dr.K.V Chidananda Prof &amp; HOD Dept of General Surgery  Dr.Chennakeshava Rao Prof &amp; HOD Dept of Orthopedics  Dr. Mohan Appaji Prof &amp; HOD Dept of E N T  Dr.Vasumathi K N Prof &amp; HOD Dept of O B G  Dr. Ganapathi Prof &amp; HOD Dept of Anesthesiology  Dr. Nitin Kansar Prof &amp; HOD Dept of Radiology  Medical Superintendent : Dr. Udayakumar Rao</p> <p>5 times</p>

*[Handwritten Signature]*

*Abbas*

*Punita Mani*

Details of college Council meetings where students Welfare was discussed and Action taken report (details / comments in annexure II)

1.6 Students Union (optional):

Name, contact no. & address of the President & Secretary	:	Mr. Sahadev H. K. General Secretary S/o. H.s. Krishne Gowda Havalli Aldur Post, Chickmagloor- 577111, 9740210082
--	---	--

APPEND AS ANNEXURE-III

1.7 **Pharmacovigilance Committee:** Present/Absent  
If present, append record of activity as ANNEXURE IV (Composition, frequency of meetings, minutes of the meetings & action taker report to be checked and appended)

1.8 **Examination Hall-cum-auditorium:**

	Requirement	Available
Area	800	1200 sq.mt
Capacity		700.

(as provided in appendix 2)

*G. S. [Signature]*

*pppaw*

*Punita Malik*

1.9 Location & arrangement of building for

Preclinical	:	In Single Campus, 2 adjoining buildings
Para clinical	:	
Clinical	:	

1.10 Lecture Theatres:

	Medical college		Hospital	Comments
	120 seating capacity reqd.	250 seating capacity reqd.	150 seating capacity reqd.	
Number	2	1	01	Available
Capacity	120	250	150	
Type (Gallery)	<u>Yes/No</u>	<u>Yes/No</u>	<u>Yes/No</u>	
A/C	<u>Yes/No</u>	<u>Yes/No</u>	<u>Yes/No</u>	
A.V. Aids (LCD / VPS/ OHP)	<u>Yes/No</u>	<u>Yes/No</u>	<u>Yes/No</u>	
Facility for E-class	<u>Yes/No</u>	<u>Yes/No</u>	<u>Yes/No</u>	

*Q/c*  
*Sankhu*

*Pranav*

*Punita Malik*



1.11 Library

Staff available

Librarian		Mr. Satya Narayana
Deputy / Assistant Librarian		Mrs. Janaki P
others		Dy. Librarian - Mr. Tharanath Documentalist - Ms. Veena K.S Cataloguer - Tejaswini K.N Library Assistant - Ms. Savitha K, Ms. Umavathi, Ms. Poornima Dattaries - Ms. Kusumavathi, Mr. Krishnappa Peons - Mr. Thimmappa, Ms. Jagannathe U.S, Mr. Rajesh
Working hours		8.00am to 10.00pm
Open on Sundays and Holidays		Yes

APPEND AS ANNEXURE-V the list of books and journals.

1.12 Common Room for boys : Capacity 20 Attached toilet Yes  
Common Room for Girls: Capacity 20 Attached toilet Yes

1.13 Central Photography cum AV Aids: Available Yes/No:  
Staff  
Photographer -1  
Artist Modeller - 1  
Dark Room Assistant -1  
Audio Visual Technician -1  
Store Keeper - Clerk - 1  
Attendant -1

*[Handwritten Signature]*

*[Handwritten Signature]*

*Punita Manik*

**Equipments : 35 mm SLR Camera with Flash.**

Digital Camera, B & W Enlarger, Tripod Stand, Over Head Projector,  
35mm slide projector, Video Camera, Computer with Multi media projector

1.14 Hostel: Location - within campus / at a distance of 400m boys and 200 m girls from the college.

Hostels	Number	Rooms	Capacity	Furnished (Y/N)	Toilet Facility Adequate/ Inadequate	Mess (Y/N)	Adequate as per norms: Y/N
Students	600	197	534	Yes	Adequate	Yes	Yes
Interns	92	50	100	Yes	Adequate	Yes	Yes

Residents	70	59	150	Yes			
P.G.	88	80	125	Yes	Adequate	Yes	Yes
Nurses	245	110	250	Yes	Adequate	Yes	Yes

*Handwritten signature*

*Handwritten signature*

*Punita Manik*

Comments:

1.15 Recreational Facilities:

Outdoor games	Yes/No	
Play field/s	Available	
Type of games	400 Mts. Track, Cricket, Volleyball, Football, Kabaddi, Basketball, Table Tennis	
Indoor games facilities	Yes/No	
Gymnasium	Available / Not available:	

1.16 Student Welfare Activities: (Documents to be seen)

Involvement in decision making in curriculum structuring	:	Curriculum is as per MCI standard under RGUHS guidelines
involvement in decision making in extra-curricular activities		Yes they participate in the decision making
Students Grievance handling mechanism in place	:	Disciplinary committee/student welfare office

1.17 Gender Harassment Committee: (Documents to be seen at the time of assessment)  
 Requirement as per Supreme Court Order. - Annexure - IV A

*Handwritten signature*

*Punita Manik*

*G. V. S. S. S. S.*

TEACHING HOSPITAL

2.1 Name of the Hospital: K.V.G MEDICAL COLLEGE & HOSPITAL, SULLIA Owned by: Government/Trust/Society

2.2 Name of the Medical Superintendent: Dr. Udaya Kumar Rao MD/MS (Physiology), Professor/Associate Professor/Assistant Professor in Physiology, with 13 years administrative experience.

Office Space Requirement	Comments
Medical Supdt's Office - 69.1m <sup>2</sup>	Yes
Office Space - 23m	Yes

2.4 Teaching and other facilities : (Scale of accommodation to be incorporated)

OPD Timings	:	8.00A.M. to 2.00 P.M.
Separate Registration areas for male/female patients available	:	yes/no
Separate Registration counters for OPD/IPD	:	available/not available
Are the Registration counters computerized	:	yes/no
Staff for registration center	:	adequate / inadequate (on the basis of OPD attendance)
Waiting areas for above patients available	:	yes/no

*Q.V.G*

*Shankar*

*Punita Manek*

No. of rooms for examination of patients (Reqd 4 per major departments - Surgery, Medicine, OBG and GYN and Paediatrics)	:	4 rooms available in all departments
Capacity of teaching area (30 students / department reqd)	:	available in all departments
Enquiry Desk	:	yes/no

**2.5 Facilities available in OPD**

Medicine		Yes/No	E.C.G. Room	Yes/No
Injection room	- Male	Yes/No		Yes/No
	- Female	Available		Available
Surgery	- Dressing room	Available	- Minor OT	Available
Orthopaedics		Yes/No	Plaster cutting room	Yes/No
Plaster room		Yes/No	Central clinical laboratory	Yes/No

*Person*

*Punita Malik*

*D. P. Singh*

Ophthalmology	Refraction Rooms	} Yes / no
	Dark Rooms	
	Dressing Rooms / Minor Procedure Room	
ENT	Audiometry	Yes
	Speech Therapy	
Pediatrics	Child Welfare Clinic	} Yes
	Immunisation Clinic	
	Child Guidance Clinic	
OBS & GYN	Child Rehabilitation Clinic	} Available
	Antenatal Clinic	
	Sterility Clinic	
	Family Welfare Clinic	
Dispensary	Cancer Detection Clinic	} Minor O.T. Yes/No

Comments : All OPDs and Registers are physical verified for space and equipments

*[Signature]*  
 9-10-2018

*[Signature]*

*[Signature]*

2.6 Total number of beds 540 Teaching free beds 540 Paying beds -

Distance between two beds should be (1.5m) between center of two beds

Depts	Beds*	Nursing Station	Treatment Room	Pantry	Utility Room /Store (Clean)	Utility Room (Dirty)	Doctor Duty Room	Demo Room (25 capacity)
Gen. Medicine	120	4	03	03	2	2	03	03
TB & Respiratory Medicine	20		01	01	1		01	
Pediatrics	60	2	01	01	1	1	01	01
Psychiatry	10	1	0	01	1		01	
Dermatology	30	2	01	01	1	1	01	01
Gen. Surgery	120	4	03	02	1	1	02	02
Orthopedics	60	2	02	01	1	1	01	01
Ophthalmology	30	1	01	01	1	1	01	01
ENT	30	1	01	01	1	1	01	01
OB G& GYN	60	2	01	01	1	1	01	01
Total	540							

*Dr. D. Ashwin*

*Ashwin*

*P. Venita Handi*

Patients should be verified randomly for genuineness of admissions in that speciality.

Comments : All the wards are inspected for number of beds and bed occupancy .  
Patients are cross checked and found appropriate. All the wards have ancillary rooms like class room, procedure room, doctors room, staff  
roo etc.

- 2.7 Clinical material (\*Random verification to be done by the assessor).  
Assessor should randomly verify the monthly data and fill accordingly in the daily average columns, specifying the months

Item	Daily average (for last 3 randomly selected months )	Day of assessment	Remarks
O.P.D. attendance	819	965	Checked and found correct
Casualty attendance	62	59	Checked and found correct
No of admissions	76	74	Checked and found correct
No. of discharges	75	73	Checked and found correct
Bed occupancy %	86	85	Checked and found correct
<u>Operative Work</u>			Checked and found correct
No, of major surgical operations	17	19	Checked and found correct
No. of minor surgical operations	83	79	Checked and found correct
No. of normal deliveries	4	4	Checked and found correct

*Dr. R. M. The*

*Abbar*

*Pavita  
Nandik*



No. of caesarian sections	2	1	1	1	Checked and found correct
<b>Radiological Investigations</b>	O.P.D	I.P.D	O.P.D	I.P.D	
X-ray	112	27	130	26	
Ultrasonography	40	26	42	21	
Special investigations (Fluroscopy etc)	3	1	2	1	Checked and found correct
C.T. Scan	3	2	3	2	
Others (MRI preferable)	1	2	1	3	
<u>Laboratory Investigations</u>					
Biochemistry	365	266	373	234	
Microbiology	27	27	22	21	
Serology	316	154	317	124	
Haematology	534	308	531	306	
Histopathology		14	-	13	Checked and found correct
<u>Cytopathology</u>	4	12	9	10	
<u>Others</u>	433	248	387	224	
Any other (HIV/AIDS, DOTs, Malaria etc)	HIV - ICTC - DOTs - RNTCP		6		Dots in the TB/Chest OPD
			7		

*9.12.2017*

*Spam*

*Punita Malik*

Comments: Clinical Materials and investigative load in all departments are cross verified and found correct.

**2.8 Medical Record Section: Available/not-available;**

Manual / Computerized \_\_\_\_\_

If computerized registration software Available / Not Available

ICD X classification of diseases followed for indexing: yes/no

**2.9 Central casualty services:**

- Number of doctors posted / Shift: 1/shift x 3 shifts + 1 CMO for relieving duty total 4 CMO. CMO (required) 04
- Number of nurses posted / Shift: 4/ shifts total 12
- Separate casualty for OBGY cases: Yes available, if yes No. of beds 1 / not available,

Equipment	Availability	Number
Oxygen & suction facility	(Central / Stand Alone)	20 points
Pulse oximeter	Available	4
Ambu bag	Available	4
Disaster trolley	Available	4
Crash Cart	Available	4
Emergency Drug Tray	Available	4

Defibrillator - 02

Ventilator - 01

X-ray Unit - 01

*D. S. ...*

*...*

*Punita Manik*

Emergency Minor Operation Theatre      available/not-available

Emergency Operation Theatre:      available/not-available

Comments: Casualty department has 20 beds.

2.10 Clinical Laboratories

(a) Central Clinical Laboratory: Under control of department of :      Pathology

Separate sections for pathology, microbiology, hematology & biochemistry:      available/not-available.

Technical staff :      adequate/not-adequate (as per Minimum Standard Requirements)

(b) Other laboratories: 03 (give no. and locations) Pathology, Microbiology, & Biochemistry in college

Which ones we are talking - college or in hospital ?

*Prakash*

*Abbas*

*Punita Manik*

### 2.11 Operation theatres

- No. of operation theatres : 13 No. of tables: 13

#### 2.11 Equipment available in O. T. Block (Specify numbers)

Dept	OT Table	Central A/C	Central Oxy / Nitrous Oxide	Boyles apparatus	Multiaar Monitor with Capnogra ph	Resp gas monitor	Resp gas monitor + pulse oximeter	Defibrillators	Ventilators	Infusion Pumps	Syringe Pumps	Any other
Gen Surgery (1)	1	Yes	Yes	Total 13 + 3.	1		1					One OT is reserved for Endo scop y & Bron cos copy
Gen Surgery (2)	2	Yes	Yes		2		2	2	4	4	4	
ENT	2	Yes	Yes		2		2					
Ophthal	2	Yes	Yes		1		1					
Ortho	2	Yes	Yes		2		2					
OBS & GYN	2	Yes	Yes		2		2					
ER/Septic	1	Yes	Yes		1		1					

Waiting area - Adequate

Pre-Anaesthetic / preparation room 5 beds,

Post Op recovery room 12 beds

APPEND. AS ANNEXURE-VI the list of equipments ✓

*Q. H. S. S. S.*

*Pravin*

*Punita*

2.12 Intensive Care: Following intensive areas are available -

Type	Beds (Required)	Beds (Available)	Patients admitted day of assessment	Central AC	Central Oxygen/suction	Major Equipment (Monitor, Ventilator, ABG, Pulse Oximeter etc.)
ICCU	5	05	2	Yes	Yes	Multipara Monitor - 5, Ventilator - 1, ABG- 1
MICU	5	06	4	Yes	Yes	Yes Monitor - 5, Ventilator - 1
SICU	5	06+2 (burns)	3	Yes	Yes	Yes Monitor - 5, Ventilator - 1
RICU (Preferable)	5	02	1	Yes	Yes	Yes Monitor - 2, Ventilator - 1
NICU/PICU	5	06+4	3	Yes	Yes	Yes Phototherapy units & warmers-6
Total		31	13			

2.13 Labour Room

Rooms	Beds	Remarks
Clean Cases	03	Available
Septic Cases	01	Available
Eclampsia	01	Available
Total	5	

*G. K. ...*

*...*

*Punita Manch*

## 2.14 Radiological Facilities:

AERB Approval :

Yes/No/Applied for (details)

\* - AERB :- Layout, Machine, Operations, Registration of Unit, Operational (TLD batches) & documentary proof for each document

PNDT Approval : Approved

Yes/No/Applied for (details)

Equipment	Log Bok Availability	Downtime	Functional Status at the time of assessment
Mobile X Ray 30 mA : 2 No. 60 mA : 2 No. 100mA: 2 No	Maintained	1 day	Functional
Static X Ray 300 mA : 1 No. 500mA : 1 No. 800 mA: 1 ITV & Fluoroscopy: 1	Maintained	1 day	Functional
CT 1	Maintained	3 day	Functional
MRI (optional) 1	Maintained	7 day	Functional
USG: 5 No. ___	Maintained	1 day	Functional
1 DSA system & PAC system available		2 day	Functional

*Disciplined*

*Shan*

*Punita Manik*

2.15 Blood Bank: Available and functional:                    yes/~~no~~  
 Number of units dispensed in a day                               12 Units  
 Number of units stored on day of assessment 14 Units

License valid up to: KTK/28C-163/2003 valid up to 07.08.2013 (LICENCE NUMBER AND COPY TO BE APPENDED AS ANNEXURE-VII)

2.16 Pharmacy: Pharmacist/Staff available: List to be included Annexure VIII  
 • No. of sub-stores located in different parts of hospital: 1 in OPD Block  
 • Average no. of patients per day given drugs: 600 outdoor & 450 indoor.

2.17 Central sterilization Department:

- Timings 8 am to 5pm & Shifts: 4 cycle / day
- Equipment: Horizontal autoclaves 01 / Vertical autoclaves 05 bowl sterilizer 02 & instrument washing machine & disinfecting 2.
- ETO Sterilisers / Flash sterilizer (Desirable): 01
- No. of Bins 33, Trays 24, Packs sterilized 20 / day.                   And bins 32 Trays 26, packs 18 sterilized on day of assessment:
- Sterilization validation facilities available: Chemical / microbiological / both
- Separate receiving and distribution points                               Yes/No
- staff: adequate/inadequate—                               Incharge: Mr. Shrinivas

2.18 Intercom: Available:                               yes/~~no~~  
 No. of incoming lines 30; No. of extension lines: 500

2.19 Central laundry/Alternative Arrangements:

No. of staff available:                   06

*P. S. Srinivasan*

*SRM*

*Punita Nand*

Outsourced / In House: In House

Type of Laundry: Mechanized / Manual

Equipments: List to be provided by the Medical College.

Bulk washing machine 02, Hydro extractor, Rolling machine 02, and Storage Area - 80 sqm

2.20 Kitchen/Alternative Arrangements

- Electric City/Gas : Available
- Food free of charge: yes/no Number of patients 480
- Provision of special diet: yes/no
- Services of a nutritionist/dietician: available/not-available If Available Number: 01
- Storage facilities : Available
- Service trolley : Available

2.21 Total no. of Canteens: 02 For staff - 1 , For students - 1

2.22 Arrangements for biomedical waste management.

Authorisation Certificate from State Pollution Control Board: Available / Non-Available / Renewed / Not Renewed.

- Outsourced/in-house : (if outsourced, append MOU) (If in-house, please specify) - MOU dated 01.05.2011 - Appended
- Incinerator : \_\_\_\_\_
- Diesel-capacity: Available- / Not Available
- Electric capacity: Available / Not Available
- ETP / STP Available / Not Available

Annexure - IX

*Annexure IX*

*G. S. Jambhale*

*Prasad*

*Punita Manik*



MEDICAL COLLEGE

3.1 Teaching Programme\* : It consists of

Lecture	Yes/No, if yes Weekly Schedule Prepared or Not
Demonstration	Yes/No, if yes Weekly Schedule Prepared or Not
Clinical posting	Yes/No, if yes Weekly Schedule Prepared or Not
Clinical Pathological Conference	Yes/No, if yes Weekly Schedule Prepared or Not
Grand Rounds	Yes/No, if yes Weekly Schedule Prepared or Not
Statistical Meeting	Yes/No, if yes Weekly Schedule Prepared or Not
Seminars	Yes/No, if yes Weekly Schedule Prepared or Not
Organized: As per Council recommendations	Yes/No, if yes Weekly Schedule Prepared or Not

\* - Teaching roster & Attendance Register to be verified at the time of assessment.

} Annexes 2 ✓

3.2 Teaching Facilities in: Anatomy, Physiology, Biochemistry, Pharmacology, Pathology, Microbiology, Forensic Medicine & Community Medicine Departments (verify dept wise data from form A & B made available by the institution and correlate with MSR regulations by MCI).

3.3 Anatomy

Number of Demonstration Room/s	02	AV Aids	Available
Capacity	60	Museum	Available
Number of practical laboratory/ies -	Available	Mounted specimens	193
Number of Lab seats -	100	Models	37
Number of microscopes/Histological laboratory	60	Charts	146
		Bone Sets	10
		MRI CT	CT -Yes
Number of dissection tables	18	Number of cadavers	10
Cold store / cooling chambers	Yes	Storage tank	04
Embalming room	Yes	Band saw	Yes
Lockers	Yes		

Adequate exhaust, light, water supply and drainage facilities

Available and not available.

9/10/2022  
 P. S. ...  
 P. S. ...  
 P. S. ...

Deficiency if any: Nil \_\_\_\_\_.

**3.4 Physiology**

Number of Demonstration Room/s	1	AV Aids	Available
Capacity	50-60		
Amphibian laboratory	Available	Haematology laboratory	Available
Seats	64		
Mammalian laboratory	Available	Clinical Physiology	Available
Departmental Library	Available	Research Lab.	Available
Preparation rooms	Available		

**3.5 Biochemistry**

Deficiency if any: Nil

Number of Demonstration Room/s	01	AV Aids	Available
Capacity	50-60		
Number of practical laboratory/ies -	01	Library / Seminar rooms	Available
Number of Lab seats -	64	Research Lab.	Available

Deficiency if any: Nil

**3.6 Pathology**

*Q.15.1*  
*Sharma*  
*Sharma*  
*Ranita Manch*

Number of Demonstration Room/s Capacity	01 50-60	AV Aids	Available
Practical labs. Morbid Anatomy/Histopath./ Cytology Clinical Pathology/Haematology	Available	Museum -Specimens -Catalogues	350 10 187
Departmental library	Research lab.	Available	

3.7 Microbiology

Number of Demonstration Room/s Capacity	01 50-60	AV Aids	Available
Number of practical laboratory/ies - Number of Lab seats - Number of microscopes/laboratory	01 64 73	Media preparation facility Auto Claving Washing and drawing room	Available
Number of service laboratories (7)	07	Museum	Available

Deficiency if any: Nil

*D. Jeyaraj*

*Shyam*

*Punita Manik*

3.8 Pharmacology

Number of Demonstration Room/s	01	AV Aids	Available
Capacity	50-60		
Experimental Pharmacology		Museum	
Clinical pharmacology / pharmacy		-Specimens - 87	
Departmental Library	Available	-Charts - 170	
Research lab.		-Models - 18	
		-History of Medicine - 10	
		-Catalogues - 10 copies	

Deficiency if any: Nil

3.9 Forensic Medicine

Number of Demonstration Room/s	01	AV Aids	Available
Capacity	50-60		
Forensic histopathology	Available	Anthropology	Available
Serology	Available	Toxicology	Available
Autopsy room	Available	Cold storage	Available
Museum :	Medico-Legal specimens 296 , Charts 339, Prototype fire arms -yes,		

*Q. C. S. S. S.*

*Sharma*

*Punita Malik*

slides97\_ Poisons 137, photographs97, catalogues 10 copies

Departmental library- yes      Research lab : Yes

Deficiency if any: Nil

*Done*

*Punita Mendel*

*G. ...*

### 3.10 Community Medicine

Number of Demonstration Room/s	01	AV Aids	Available
Capacity	50-60		
Museum :	Charts 210 Models 24, Specimens 20, catalogues yes,		
Practical lab.	Available		
Departmental Library :	Available	Research lab:	Available

Deficiency if any: Nil

#### Health Centers (Department of Community Medicine)

PHC I :- Sampaje (Palce) 29km (Distance from the college)

PHC II :- Guthigar (place) 17km (Distance from the college)

PHC III :- Kollamogaru (place) 29 (Distance from the college)

Out of the above three PHCs Sampaje has been upgraded to RHTC.

Population covered by the RHTC	19,540
It is under the control of the	Full control of the College
Students and interns posted in batches of	10-15 throughout the year
Separate blocks for accommodating boys in 1rooms having 3 beds.	8/5 throughout the year
Girls 1 rooms having 3 beds.	
Facilities for cooking & dining	Available

*A. S. Srinivas*

*Shivar*

*Punita Manik*

Daily OPD/IPD		25-30/day
Specialist visits if any		Once a week
Cold chain equipment available		Available
Survey/MCH/Immunization/FP registers		Maintained
Activities under the National Health Programmes		Undertaken

Deficiency if any : \_ Nil

**Details of U.H.T.C.: KVGUHTC Sullia Place 2km Distance from college**

Population covered by the UHC	34,425
It is under the control of the	College
Students and interns posted in batches of	3-5
Daily OPD/IPD	10-12
Survey/MCH/Immunization/FP registers	Maintained
Specialist visits if any	Weekly once
Deficiency if any	Nil

*D. V. S. S. S.*

*P. S. S.*

*P. S. S. S.*

**3.10 CONDUCT OF III MBBS EXAMINATION (only for recognition) Not Applicable**

- University which conducts Examination: Rajiv Gandhi University of Health Sciences, Karnataka, Bangalore
- No. of Candidates appeared in Examination: 309
- The III MBBS examination (Part-II) was conducted satisfactorily: yes/no
- Centre for written/practical examination: KVG Medical College & Hospital, Sullia.

Comments: \_\_\_\_\_

Medical College-Staff Strength : as per attached appendix Annexure **XI** ✓

Following teaching staff could not be counted due to reasons mentioned against each: Nil

Name	Designation	Department	Remarks

Attach list of faculty on leave

Shortages Teaching Faculty	3.6 % (that is i.e. 3 out of 83 ) as under:-
Professors:	1 TB & Chest

*[Signature]*

*[Signature]*

*Punita Nand*



Associate Professor		1 Biochemistry
Assistant Professor		1 Forensic Medicine
Tutor		-
Shortage		0.96 % (that is i.e. 1 out of 104 ) as under:-
Senior Residents		One in ophthalmology
Junior Residents		Nil

Signatures of the Assessors

*P. S. ...*  
*Aban*  
*Punita Manch*

Signatures of the Dean/Principal.

*Shalini ...*