

MEDICAL COUNCIL OF INDIA

ASSESSMENT FORM FOR 100 - MBBS ADMISSIONS REPORT

(INCREASE IN ADMISSION CAPACITY FROM _____ TO _____)

Verification of Compliance

Part - A-III (2019-20)

(to be filled by the Assessors)

Dy. 104648
23.04.19

1.1 1. Type of Assessment

U/S 10A-regular/compliance: Letter of Permission(),1st renewal(),2nd renewal (),3rd renewal (),4th renewal ()

U/S 10A-Increase Admission Capacity :Regular/Compliance: Letter of Permission(),1st renewal(), 2nd renewal(),
3rd renewal (),4th renewal ()

U/S 11- Recognition - Regular/Compliance

Continuation of Recognition - Regular-/ Compliance ()

Any Other: _____

2.

Name of the Institution	:	Government Medical College, Chhindwara, MP
Address	:	Near TB Sanitorium Chhindwara.

Signature of Assessors

[Handwritten signatures of assessors]

Date 12.4.19

Signature of Dean/Principal

[Handwritten signature of Dean/Principal]
12.04.2019
Dr. G. B. Hanote
Dean

**Government Medical College
Chhindwara (M.P.)**

Telephone No.	:	07162-297009		
E-mail	:	deanmedicalcollegechhindwara@gmail.com		
College Website :	:	www.governmentmedicalcollegechhindwara.com		
Council Letter No. & Date	:	Personal email dated 11.04.2019 at 6.00pm		
Assessment Date:	12 th April 2019	Last Assessment Date :	14 th & 15 th November 2018	
PG Courses	:	Yes/No		

3. Particulars of Assessors

Name of the Assessors	Correspondence Address	Contact No.	Email
Dr. Sherry Isaac.	Additional Professor, Dept. of Orthopaedics, Government Medical College, Thrissur, Kerala.	9495552633	si1961@yahoo.com
Dr. K.R.Nagesha.	Professor & Head, Dept. of Pathology, Hassan Institute of Medical Sciences, Hassan, Karnataka	9448069264	drkrnagesha@gmail.com


Signature of Assessors

 Dr. Sherry Isaac


 Dr. K.R.Nagesha

Date 12-4-19

Signature of Dean/Principal


 Government Medical College
 Chhindwara (M.P.)
 12-04-2019

4. Verification of compliance submitted by institute:

Sr. No.	Deficiencies reported from GOI/MCI	Compliance by College sent to GOI/MCI	Remarks of the Assessors after the assessment
1	Shortage of faculty is 15.2%	Faculty deficiency 8.47 %	Faculty deficiency 8.47 %
2	Shortage of Residents is 11%	Deficiency of Resident 11.1%	Deficiency of Resident 8.88 %
3	Shortage of 2 Deputy Nursing Superintendent	3 Senior Matrons are working in the district Hospital.	3 Senior Matrons are working in the District Hospital.
4	Shortage of 15 Nursing station	The New Blocks of the Hospital are ready for occupation by patients. Proper nursing stations are available as per different blocks.	The New Blocks of the Hospital are occupied by patients. Proper nursing stations are available in every ward.
5	Lecture theatre are not available 2 short no A.V. aids available	4 Lecture theatres of 180 capacity each are ready. A.V aids are available in each.	4 Lecture theatres of 180 capacity each are ready. A.V aids are available in each. 5 th Lecture Theatre of 350 capacity also available.
6	Waiting area in OPD is less. Only 12 room for all OPDs available in place of 2-4 for each OPD.	Adequate waiting area is available in all the OPDs in the New Hospital Blocks.	Adequate waiting area is available in all the OPDs in the New Hospital Blocks except the present Obstetrics and Gynaecology OPD.
7	No teaching areas in OPDs.	All OPDs in New Hospital block have demonstration rooms.	All OPDs in New Hospital block have demonstration rooms.
8	Audiometry and Speech therapy not available.	Available.	Audiometry and Speech therapy are available.
9	No child rehabilitation clinic available. No cancer detection clinic available	Available in new block nearing completion. Available in Gynaec OPD in New block	Child Rehabilitation Clinic and Cancer Detection Clinic are available.

Signature of Assessors

[Handwritten signatures]
D. K. Sharma
D. K. Sharma
D. K. Sharma

Date 12.4.19

Signature of Dean/Principal

[Handwritten signature]
Dean
Government Medical College
Chhindwara (M.P.)

10	In wards, no nursing stations in TB Chest, Psychiatry, Dermatology wards. - No examination/treatment room available in TB Chest. Psychiatry, Dermatology, General Surgery, Orthopaedics, ENT wards. - No duty room in TB chest, Psychiatry, Derma, Ophthalmology & ENT wards. - No store in any ward except Medicine & Paediatrics. - No pantry in any ward.	- Available in New Hospital Blocks - Available in New Hospital Blocks - Available in New Hospital Blocks in all wards - Available in New Hospital Blocks - Available in New Hospital Blocks	Nursing stations, treatment rooms, and duty rooms available in all the new wards. Pantry available in all new wards.
11	No Books, Journals available in library.	3000 text books 17 Indian Journals 6 Foreign Journals available.	2418 text books, 17 indian journals and 07 Foreign Journals available.
12	No hostels available at present	Boys hostel 190 seater available Girls hostel 190 seater available. 100 separate rooms for Residents (50 Boys/ 50 Girls on College Campus 64 rooms under Construction and Hospital site will be completed by April 2019.	Boys hostel 190 seater available. Girls hostel 190 seater available. 100 separate rooms for Residents are available.
13	No central pipeline available	Tender has been given for fitting of gas pipeline in New Hospital block. Will be completed in 2 months time.	Gas pipeline available in all ICUs and Labour room.
14	No Anaesthesia machine in Eye O.T.	Available	Available
15	No 60 mA and 100 mA	One 100 mA machine available. One	One 500 mA, One 300 mA, And Two Portable

Signature of Assessors

[Handwritten signatures]
Deviyani
[Signature]
[Signature]


Date 12/1/19

Signature of Dean/Principal

[Handwritten signature]
 12-01-2019
 Government Medical College
 Chandwara (M.P.)


	machine available	100 mA Machine ordered.	100 mA X - ray Machines available.
16	Common room not available.	Separate common rooms for Boys & Girls available in College Capacity 75 each with lockers/ Drinking water space/toilets.	Separate common rooms for Boys & Girls available in College Capacity 75 each with lockers/ Drinking water space/toilets available
17	No quarter for teaching Non teaching staff.	8 quarters for Professors, 32 quarters for Senior Faculty, 12 quarters for Non teaching staff, 24 quarters for class III & IV fully ready for occupation. (Allotment already done)	10 quarters for Professors, 32 quarters for Senior Faculty, 12 quarters for Non teaching staff, 24 quarters for class III & IV are occupied.
18	No recreational facilities available.	An excellent sports complex has been developed in college campus with also a Gymnasium. Recreation room and Gymnasium are also present in Boys/Girls hostel. Equipments will be ordered shortly. Open air Amphitheatre available for informal debates/other activities.	A sports complex is available in college campus with a Gymnasium. Recreation room and Gymnasium are also present in Boys and Girls hostel. Open air Amphitheatre available for informal debates/other activities.
19	Despite heavy OPD & IPD load (1221 OPD & 124% IPD & 23 deliveries/ day 29 major & 56 minor OT cases/day) only 94 X-ray. No histopathology or cytopathology specimens 122 Biochemistry samples, 52 hematology samples have been done which is clinical data mismatch.	Due to austerity measures for resources, there was a dip in the number of investigations during the month of October November 2018.	Instruments regarding Histopathology investigations are not available. Culture and sensitivity tests are not done in Microbiology Department. Clinical samples / specimens are adequate.

Signature of Assessors



Date 12.4.19

Signature of Dean/Principal



12-04-2019
Government Medical College
Chennai

20	No minor OT in casualty.	Available.	Minor OT in casualty is available.
21	No crash cart in casualty	Available in various areas in the hospital including casualty & wards.	Available in various areas in the hospital including casualty & wards.
22	No ABG Machine in ICUs.	ABG Machine is available in Central Laboratory. Tender process initiated, shall be ordered shortly for likely supply by 31 March 2019.	ABG Machine is available in ICU.
23	In departments of Anatomy, Physiology & Biochemistry. No furniture, equipments, instruments, books, etc are available.	All three departments are fully equipped as per MCI norms with furniture/equipments/instruments/charts/departmental library.	All three departments are fully equipped as per MCI norms with furniture/equipments/instruments/charts/departmental library.
24	No mess or canteen available in the campus.	The tender for same shall be made shortly. Decision taken on 18/02/19 for the tender.	Canteen available in college campus.
25	Other deficiencies as pointed out in the assessment report.		
	Playground	Areas have been earmarked for football field and lawn tennis court will be developed by May 2019.	Area has been earmarked
	Recreation facilities	Badminton court ready. Indoor games facilities available.	Yes, available
	Anti-Ragging committee	Anti-Ragging committee constituted	Yes
	C.M.E. sessions	Several CME sessions held	Yes

Signature of Assessors

[Handwritten signatures]
Dr. Anand
Dr. [unclear]
Dr. [unclear]

Date 12/4/19

Signature of Dean/Principal

[Handwritten signature]
 12.04.2019
 Dr. B. B. Ramteke
 Dean
 Government Medical College
 Chhindwara

	Research Publications in last one year	03 Publications	Yes
	Intercom facility - No	Lines are in place. Intercom has to be installed.	Lines are in place. Intercom has to be installed.
	Pharmacovigilance Committee	01 Meeting held.	Yes
	Examination Hall	Available.	Yes
	Student Reading Room	Both - inside & outside, Available.	Yes
	E-Library	Available.	Yes, available
	Central Library - not air conditioned	Air Conditioned Central Library. 1635 sqmt.	Yes, Available, Airconditioned
	Central Library - working hours	working hours 9:00 AM to 8:00 PM	working hours 9:00 AM to 8:00 PM
	Central Photography Section	Available. Area allocated. Staff being recruited. Equipment being procured shortly.	Available. Area allocated. Staff being recruited. Equipment being procured shortly.
	Biometric devices	Process for installation will be initiated after grant of LoP.	Not available.
	MS Office & Administration office (Hospital) is small.	Adequate area allocated for both in new hospital building.	Yes, Adequate area allocated for both in new hospital building.

Signature of Assessor

[Handwritten Signature]
[Handwritten Signature]
[Handwritten Signature]


Date 12/04/19

Signature of Dean/Principal

[Handwritten Signature] 12.04.2019
 Dean
 Government Medical College
 Chhindwara (M.P.)

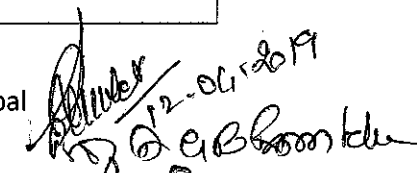
	Waiting area for patients: less in existing hospital	Adequate waiting area in every department in new hospital building.	Adequate waiting area in every department in new hospital building.
	Examination rooms for patients: 12 in existing hospital	04 Examination rooms for each department in new hospital building.	04 Examination rooms for each department in new hospital building.
	No teaching area in clinical departments.	Teaching area / Demonstration rooms in every clinical departments in new hospital building.	Yes, teaching area in clinical departments available.
	Nursing station, Treatment rooms, pantry, demonstration room, duty rooms - not available.	Available in every ward of all clinical departments.	Yes, Available in every ward of all clinical departments.
	Histopathology, Cytopathology - Nil.	Faculties available, equipments ordered, Technician recruitment process on going.	Histopathology equipments are not available .
	Central casualty, central O2 & Suction facility - not available.	Available now in all ICUS & Labor Room.	Available now in all ICUS & Labor Room
	E.N.T. OT	One available in new hospital building.	One available in new hospital building.
	College Website		
	Citizen charter	Uploaded.	Uploaded.
	Gender harrasment committee	Uploaded.	Uploaded.
	Research Publications in last one	Uploaded.	Uploaded.

Signature of Assessors



Date 12/01/19

Signature of Dean/Principal



12-01-2019
Dean
Government Medical College
Chhindwara (M.P.)

	year		
	CME programmes	Uploaded.	Uploaded.
	Clinical material	Uploaded.	Uploaded.
	Unit/Dept. wise Bed distribution	Uploaded.	Uploaded.
	Anti Ragging Committee	will be uploaded shortly.	Committee formed and Uploaded on website.
	Research Publications in last one year	Uploaded.	Uploaded.
	Teaching Facilities		
	Anatomy		
	Demonstration Rooms	Available - 2 nos.; 75 capacity each	Available - 2 nos.; 75 capacity each
		AV aids Available	AV aids Available
	Histology Practical lab	Available; 66 lab seats	Available; 66 lab seats
	Museum	Available; 50 Models on display.	Available; 50 Models on display.
		Microscopes = 50 nos.	Microscopes = 50 nos.
		Dissection Microscope - 3 nos.	Dissection Microscope - 3 nos.
		Bone sets - Available, on display.	Bone sets - Available, on display.

Signature of Assessors

A. M. S.
Dr. M. S. K. S.
Dr. R. R. N. S.

Date 12/4/19

Signature of Dean/Principal

[Signature]
 17/01/2019
 Dean
 Government Medical College
 Chhindwara (M.P.)

	Dissection Hall	Available - 25 Tables	Available - 25 Tables
		Cadavers - 10	No cadavers available at present.
	Embalming Room	Available.	Available.
		Band saw - Available.	Band saw - Available.
	Lockers	120 Available.	120 Available.
	Departmental Library	Furniture Available.	Furniture Available.
		100 Books Available.	100 Books Available.
	Adequate exhaust, light, water supply & drainage facilities	Available.	Available.
	Physiology		
	Demonstration Rooms	Available - 2; Furnished; 75 seating; AV aids available.	Available - 2; Furnished; 75 seating; AV aids available.
	Mammalian Laboratory	Available - Furnished.	Available - Furnished.
	Hematology Laboratory	Available - Furnished; 84 seats.	Available - Furnished; 84 seats.
	Amphibian Laboratory	Available - Furnished.	Available - Furnished.
	Clinical Physiology Laboratory	Available - Furnished; 40 seats	Available - Furnished; 40 seats

Signature of Assessors

[Handwritten signatures]
Dr. K. Venkatesh
Dr. K. Venkatesh

Date *12/11/18*

Signature of Dean/Principal

[Handwritten signature]
 17/06/2019
Dean
Government Medical College
Chhindwara (M.P.)

	Departmental Library	Available - 100 Books present; Furnished	Available - 100 Books present; Furnished
	Biochemistry		
	Demonstration Rooms	Available - 2; Furnished; 75 seating; AV aids available.	Available - 2; Furnished; 75 seating; AV aids available.
	Practical Laboratory	Available - 1; Furnished; 84 seats.	Available - 1; Furnished; 84 seats.
	Departmental Library	Available - 100 Books present; Furnished	Available - 100 Books present; Furnished

5. Clinical material:

Item	On Day of assessment	Remarks
O.P.D. attendance at 2.PM on first day	1216	
Casualty attendance (24 hrs. data)	182	
No of admissions	189	
No. of discharges	181	
Bed occupancy% at 10.00 AM on first day	95 %	
<u>Operative Work</u>		
No, of major surgical operations	16	

Signature of Assessors

[Handwritten signatures of assessors]
 Dr. K. R. N. V. Reddy
 Dr. K. R. N. V. Reddy

Date 12/6/18

Signature of Dean/Principal

[Handwritten signature] 12/06/2018
 Prof. Dr. B. Ramakrishna
Dean
 Government Medical College
 Chittoor (M.P.)

Item	On Day of assessment		Remarks
	O.P. D	I.P.D	
No. of minor surgical operations	56		
No. of normal deliveries	07		
No. of caesarian sections	06		
Radiological Investigations (No. of patients)	O.P. D	I.P.D	
X-ray	63	30	
Ultrasonography	43	11	
Barium, IVP etc.	0	01	
C.T. Scan	0	11	


Item	Day of assessment		Remarks
	O.P. D	I.P.D	
Laboratory Investigations - No. of Patients/samples	O.P. D	I.P.D	
Biochemistry	259	93	
Microbiology	183	46	
Serology	101	27	
Hematology	115	106	
Clinical Pathology	36	05	
Histopathology	00	03	

Signature of Assessors




Date 12/11/19

Signature of Dean/Principal




12-01-2019
Dean
Government Medical College
Chhindwara (M.P.)

Item	Day of assessment		Remarks
	O.P. D	I.P.D	
Laboratory Investigations - No. of Patients/samples			
Cytopathology	05	05	


Signature of Assessors

Date 12/4/19


Signature of Dean/Principal
Dean
Government Medical College
Chitrodwara (M.P.)

6. Medical College-Staff Strength:

Name of College:

Government Medical College, Chhindwara, MP


Number of students - NIL

PG Courses (Yes/No):1. _____ 2. _____ 3. _____ 4. _____ 5. _____

6. _____ 7. _____ 8. _____ 9. _____ 10. _____


11. _____ 12. _____ 13. _____ 14. _____ 15. _____

16. _____ 17. _____ 18. _____ 19. _____ 20. _____


Signature of Assessor


Bageshwar
Bageshwar

Date 12-4-19


Signature of Dean/Principal
12-04-2019
Dean
Government Medical College
Chhindwara (M.P.)

Calculation Sheet (Date: 12/04/2019)

Department	Designation	Requirement as per MSR (UG)	Additional faculty required for running PG courses (if any)	Total (UG + PG)	Accepted	Deficiency
Anatomy	Professor	1		1	1	00
	Assoc. Prof.	1		1	1	00
	Asstt.Prof.	1		1	2	00
	Tutor	3		3	3	00
Physiology	Professor	1		1	1	00
	Assoc. Prof.	1		1	1	00
	Asstt.Prof.	1		1	2	00
	Tutor	3		3	3	00
Biochemistry	Professor	1		1	1	00
	Assoc. Prof.	1		1	1	00
	Asstt.Prof.	1		1	1	00
	Tutor	3		3	4	00
Pharmacology	Professor	0		0	1	00
	Assoc. Prof.	1		1	1	00
	Asstt.Prof.	0		0	1	00
	Tutor	1		1	2	00
Pathology	Professor	0		0	1	00
	Assoc. Prof.	1		1	0	00
	Asstt.Prof.	1		1	3	00
	Tutor	1		1	2	00
Microbiology	Professor	0		0	00	00
	Assoc. Prof.	1		1	1	00

Signature of Assessors

[Handwritten signatures]
 Dr. Anand K. Singh
 Dr. Anand K. Singh
 Dr. Anand K. Singh
 Dr. Anand K. Singh

Date

12/04/19

Signature of Dean/Principal

[Handwritten signature]
 Dr. Anand K. Singh
 12.04.2019
 Government Medical College
 Chhindwara (M.P.)

Department	Designation	Requirement as per MSR (UG)	Additional faculty required for running PG courses (if any)	Total (UG + PG)	Accepted	Deficiency
	Asstt.Prof.	0		0	0	00
	Tutor	1		1	2	00
Forensic Medicine	Professor	0		0	1	00
	Assoc. Prof.	0		0	0	00
	Asstt.Prof.	1		1	1	00
	Tutor	1		1	1	00
Community Medicine	Professor	0		0	1	00
	Assoc. Prof.	0		0	1	00
	Asstt.Prof.	1		1	2	00
	Epidemiologist-Cum-Asstt.Prof.	0		0	0	00
	Statistician-Cum-Tutor	0		0	1	00
	Tutor	1		1	2	00
General Medicine	Professor	1		1	1	00
	Assoc. Prof.	2		2	1	01
	Asstt.Prof.	3		3	5	00
	Sr. Resident	3		3	4	00
	Jr. Resident	6		6	6	00
Paediatrics	Professor	0		0	1	00
	Assoc. Prof.	1		1	0	00
	Asstt.Prof.	0		0	1	00
	Sr. Resident	1		1	2	00
	Jr. Resident	2		2	2	00
Tuberculosis & Respiratory Diseases	Professor	0		0	0	00
	Assoc. Prof.	0		0	1	00
	Asstt.Prof.	1		1	0	00
	Sr. Resident	1		1	0	1
	Jr. Resident	1		1	2	00

Signature of Assessors

[Handwritten signatures]
Dr. M. S. ...
Dr. ...

Date


Signature of Dean/Principal

[Handwritten signature]
12-06-2019
 Government Medical College
 Chindavara (M.S.)

Department	Designation	Requirement as per MSR (UG)	Additional faculty required for running PG courses (if any)	Total (UG + PG)	Accepted	Deficiency
Dermatology, Venereology & Leprosy	Professor	0		0	0	00
	Assoc. Prof.	0		0	0	00
	Asstt.Prof.	1		1	1	00
	Sr. Resident	1		1	0	1
	Jr. Resident	1		1	2	00
Psychiatry	Professor	0		0	0	00
	Assoc. Prof.	0		0	0	00
	Asstt.Prof.	1		1	0	1
	Sr. Resident	1		1	1	00
	Jr. Resident	1		1	1	00
General Surgery	Professor	1		1	1	00
	Assoc. Prof.	2		2	2	00
	Asstt.Prof.	3		3	3	00
	Sr. Resident	3		3	3	00
	Jr. Resident	6		6	6	00
Orthopaedics	Professor	0		0	0	00
	Assoc. Prof.	1		1	1	00
	Asstt.Prof.	0		0	2	00
	Sr. Resident	1		1	1	00
	Jr. Resident	1		1	2	00
Oto-Rhino-Laryngology	Professor	0		0	0	00
	Assoc. Prof.	0		0	0	00
	Asstt.Prof.	1		1	1	00
	Sr. Resident	1		1	1	00
	Jr. Resident	1		1	1	00


Signature of Assessors


 Dr. Shyam Kumar


 Dr. Venopada


Date

Signature of Dean/Principal


 12.04.2019
 Dean
 Government Medical College
 Chhindwara (M.P.)


Department	Designation	Requirement as per MSR (UG)	Additional faculty required for running PG courses (if any)	Total (UG + PG)	Accepted	Deficiency
Ophthalmology	Professor	0		0	0	00
	Assoc. Prof.	0		0	0	00
	Asstt.Prof.	1		1	1	00
	Sr. Resident	1		1	1	00
	Jr. Resident	1		1	2	00
Obstetrics & Gynaecology	Professor	1		1	1	00
	Assoc. Prof.	1		1	1	00
	Asstt.Prof.	2		2	3	00
	Sr. Resident	2		2	2	00
	Jr. Resident	4		4	6	00
Anaesthesiology	Professor	0		0	0	00
	Assoc. Prof.	2		2	0	02
	Asstt.Prof.	2		2	3	00
	Sr. Resident	1		1	1	00
	Jr. Resident	3		3	3	00
Radio-Diagnosis	Professor	0		0	0	00
	Assoc. Prof.	1		1	1	00
	Asstt.Prof.	1		1	0	1
	Sr. Resident	2		2	0	2
Dentistry	Professor	0		0	1	00
	Assoc. Prof.	0		0	0	00
	Asstt.Prof.	1		1	0	00
	JR	0		0	1	00


Signature of Assessor


B. Kanapeta


Date

Signature of Dean/Principal


12-06-2019
Dean
Government Medical College
Chhindwara (M.P.)

Notes:
For purpose of working out the deficiency:
(1) The deficiency of teaching faculty and Resident Doctors shall be counted separately.
(A) For Teaching Faculty:
(a) For calculating the deficiency of faculty, Prof., Assoc Prof., Asst. Prof & Tutor in respective departments shall be counted together.
(b) Any excess teaching faculty in higher cadre can compensate the deficiency of lower cadre of the same department only.
(c) Any excess teaching faculty of lower cadre/ category in any department cannot compensate the deficiency of any teaching faculty in the higher cadre/category of the same department or any other department. e.g. excess of Assistant Professor cannot compensate the deficiency of Associate Professor or Professor.
(d) Excess/Extra teaching faculty of any department cannot compensate the deficiency of any teaching faculty in any other department.
(B) For Resident Doctors:
(a) Excess of SR can be compensated to the deficiency of JR of the same department only.
(b) Excess SR/JR of any department cannot compensate the deficiency of SR/JR in any other department.
(c) Any excess of JR cannot compensate the deficiency of SR in same or any other department.
(d) Any excess/ extra teaching faculty of same or any other department cannot compensate the deficiency of SR/JR. e.g. excess of Assistant Professor cannot compensate the deficiency of SR or JR.
(2) A separate department of Dentistry/Dental faculty is not required where a dental college is available in same campus/city and run by the same management.
(3) Colleges running PG program require additional staff, beds & other requirements as per the PG Regulations - 2000.


Signature of Assessors





Date

Signature of Dean/Principal


 12-01-2019
 Government Medical College
 Chittoveru (MLP)

7. Details of Faculty/Residents not counted/accepted.

(Only faculty/residents who signed attendance sheet before 11:00 am on the first day of assessment should be verified. (In case of Junior Residents/Senior Residents on night duty, 12:00 noon.) No verification of Declaration forms should be done for the faculty/residents coming after 11:00 am of the first day of assessment)

Sr. No	Name	Designation	Department	Remarks/Reasons for Not Considering
1	Dr. Aman Kishore	Assistant Professor	Psychiatry	Appeared on 12.11.18 for MCI Inspection at GMC Shivpuri at same post.


8. 1) Deficiency of Teaching Faculty: 8.47 % (54/59)

2) Deficiency of Resident doctors: 8.88 % (41/45)


9. Any other deficiency/remarks –

All appointment orders are provided in regional language only.

One Nursing Superintendent available and three Senior Matrons working as Deputy Nursing Superintendents.


Signature of Assessors

Date


Signature of Dean/Principal
12.04.2019
Dean
Government Medical College
Chhindwara (M.P.)

407
B
7874

**OFFICE OF THE DEAN
GOVERNMENT MEDICAL COLLEGE CHHINDWARA (MP)**

Website :- www.governmentmedicalcollegechhindwara.com,
E-Mail : deanmedicalcollegechhindwara@gmail.com

No. 940.../Dean./GMCC/ 2019/

Dated: -15/4/2019

To,
The Secretary General
Board of Governors,
Medical Council of India,
New Delhi.

Subject: Representation regarding few remarks in the Assessment report of MCI inspection held on 12th April 2019 for Government Medical College, Chhindwara.


Sir,

The MCI assessor team had come on 12th April 2019. The clarification of the comments made by the team is herewith enclosed along with the necessary documents as annexures.

Requesting you to kindly consider our submissions regarding the assessor's remarks, and to please do the needful.

Thanking you in anticipation

With best regards


15-04-2019
Dean
Government Medical College
Chhindwara (M.P.)
The Dean
Government Medical College
Chhindwara.

Total: 1+21 = 22 pages



Girish Ramteke <girishramteke@gmail.com>

URGENT: Comments on Remarks from MCI inspection held on 12 April 2019. Chhindwara, MP

Girish Ramteke <girishramteke@gmail.com>

Mon, Apr 15, 2019 at 4:30 PM

To: secy-mci@nic.in

Cc: ulkasrivastava@yahoo.com, dirmededu@nic.in, dme12001@yahoo.com

u
Email already sent

Dear Sir,

Kindly find the attachment related to "Comments on Remarks from MCI inspection held on 12 April 2019. Chhindwara"

Thank you

Prof. Dr. Girish B Ramteke

Prof Dr. Girish B Ramteke
Dean,
Government Medical College
Chhindwara
Government of MP

Prof. Dr. Girish B Ramteke
Interventional Cardiologist
MD (Med), DNB (Cardiology), FISE, FIAC
Fellow European Society of Cardiology,
European Cardiologist Diploma (European Board for Cardiology)
Clinical Fellowship Interventional Cardiology (Switzerland)
Research Fellowship Interventional Cardiology (New York)

Comments on Remarks from MCI inspection held on 12 April 2019. Chhindwara.pdf
10390K

**OFFICE OF THE DEAN
GOVERNMENT MEDICAL COLLEGE CHHINDWARA (MP)**

Point Number in the report	Remarks	Representation by Institute
4. (6)	Present Obstetrics & Gynaecology OPD does not have adequate waiting area.	<p><i>Present OBGY department OPD is a make shift arrangement made till renovation work (that is already being done) of our old OPD is completed. (Order for renovation enclosed)[Annexure-1]</i></p> <p><i>Also construction of allocated new block of OPD for OBGY on ground floor, C-block, of new hospital building is ongoing. (photographs enclosed) [Annexure-2] 2A-2D</i></p> <p><i>This new block, as per the undertaking given by construction company previously was to be handed over by 31st March 2019. However it has been a bit delayed and now it going to be handed over by 30th April 2019 (copy enclosed) [Annexure-3]</i></p>
4. (19)	Instruments regarding Histopathology investigations are not available.	<p><i>Tissue specimens for preparation of blocks & slides are presently being sent out of hospital. Once prepared, these blocks & slides are then received by our laboratory. Then our faculties evaluate the slides and issue the histopathology report. We have adequate Faculty for the same.</i></p> <p><i>Presently the following three (03) instrument required for histopathological evaluation of the sample we already have: namely (photographs enclosed) [Annexure-4]</i></p> <p style="text-align: right;"><i>4A-4C</i></p> <p><i>i) Autoclave</i> <i>ii) Incubator</i> <i>iii) Trinocular Microscope</i></p> <p><i>The remaining items required for histopathological evaluation have been already ordered and are being sent to us by the official Govt. of MP supplying agency: HITES (HLL Infratech Services Ltd, Delhi). They are expected to be available here within a month. (Copy of the order) [Annexure-5]</i></p> <p style="text-align: right;"><i>5A-5F</i></p>



4. (19)	Culture and sensitivity tests are not done in Microbiology Department.	Specimens for culture & sensitivity are being sent to NSCB Medical College, Jabalpur. (Copy report) [Annexure-6] <i>GA-6B</i> Equipment required for culture & sensitivity (Biosafety cabinets, Laminar air flow, Blood culture system, Hot air oven) have already been ordered and are being supplied by the official Govt. of MP supplying agency: HITES (HLL Infratech Services Ltd, Delhi). (Copy enclosed). [Annexure-7] <i>7A-7B</i>
4.(25)	No cadavers available at present.	Cadavers will be procured shortly.
9.	All appointment orders are provided in regional language only.	All the appointment orders and correspondences in State Government of M.P. are issued in our national language: Hindi. However, henceforth an English translation document shall be kept ready, as and when required for the MCI inspection. In fact, the Dean, Government Medical College Chhindwara had personally translated and issued such translation-documents and were handed over the MCI assessors for their perusal which were accepted by them.

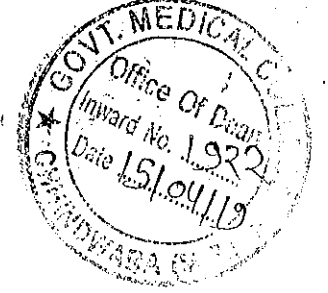


कार्यालय सिविल सर्जन सह मुख्य अस्पताल अधीक्षक
जिला छिन्दवाडा

क्रमांक/का.प्र./जि.वि.छि/2019/1177
प्रति,

/छिन्दवाडा दिनांक 15/04/2019


अक्षिष्ठाता
शासकीय चिकित्सा महाविद्यालय
जिला छिन्दवाडा



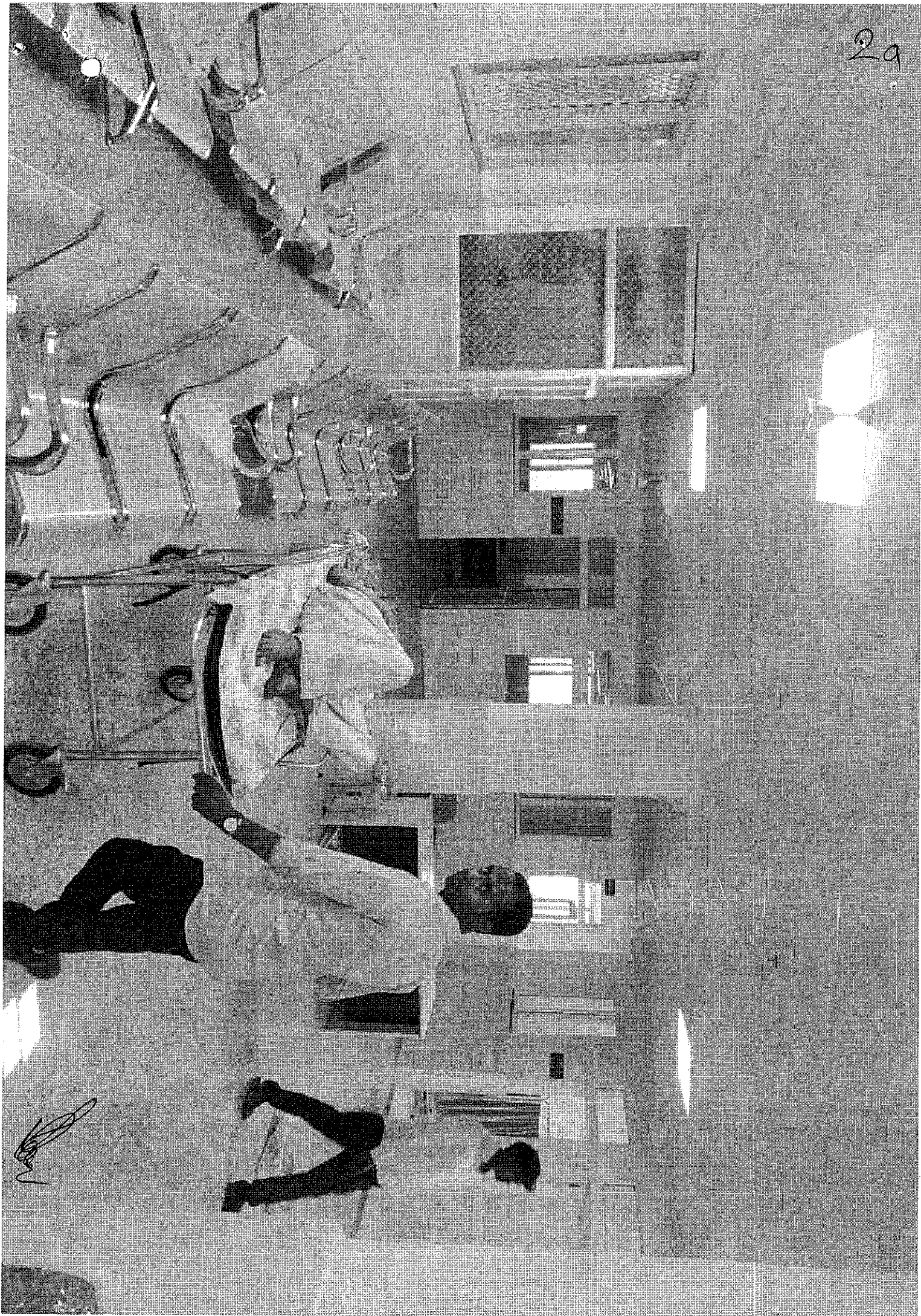
विषय :- गायनिक ~~वार्ड~~ ओ.पी.डी. के स्थान परिवर्तन बाबद।

.....00.....

उपरोक्त विषय में लेख है कि विगत 15 दिनों से जिला चिकित्सालय छिन्दवाडा के गायनिक ओ.पी.डी. एवं लेबर रूम का उन्नयन कार्य लक्ष्य कार्यक्रम के अंतर्गत चल रहा है। अतः स्त्री रोग विभाग की ओ.पी.डी. एक माह के लिए पुराने ई.एन.टी. वार्ड में संचालित हो रहा है। सूचनार्थ एवं आवश्यक कार्यवाही हेतु प्रेषित है।


सिविल सर्जन सह मुख्य अस्पताल अधीक्षक
जिला छिन्दवाडा म0प्र0





[Handwritten scribble]

2c




0081494 OPD - NEW HOSPITAL

OPD-4
ઓ. ડી. સી. - ૪

Dr. H. H. Patel
Department
of General Surgery
Govt. Medical College
Surat, Gujarat


29



DB/444. PPD - NEW HOSPITAL

[Signature]
 8/27/03
 Chief of Police
 Department
 Gov. Nathan

[Signature]



Date:-15/04/2019

To,
The Dean
Govt. Medical collage
Chhindwara Dist. Chhindawara

Subject:- Balance work on the ground and first floor of block- C in Hospital Building.

Sir,

It is here by infrom that the Balance work on the ground and first floor of block- C in Hospital Building ~~will be completed by 30th april 2019~~

This is for your kind information .

Thanking you.


For, JP Structures Pvt. Ltd.
[Signature]
JP STRUCTURES PVT. LTD
Authorised Signatory
Chhindawara

[Signature]
15/04/19
RESIDENT ENGINEER
ARCONS CONSULTANT BHOPAL

[Handwritten signature]

49

AUTOCLAVE



GENIST

Approved

TO
 Government Medical College Chhindwara
 New T.B. Sanatorium, Chhindwara, M.P.

FROM
 GENISTECHNOCRACY PVT. LTD.
 Plot No. 123, Industrial Area, Phase II,
 Chhindwara-480002, Madhya Pradesh
 Phone: 2612345, 2612346, 2612347
 Fax: 2612348, 2612349
 E-mail: genistech@rediffmail.com

AUTOCLAVE

Head Of Department
 Department of Pathology
 Govt. Medical College Chhindwara (M.P.)

42

DIGITAL INCUBATOR


The control panel features several digital displays and buttons. From left to right: a power button, a temperature display showing 30.8 and 37.0, a humidity display showing 19%, a time display showing 04:16, a fan speed controller knob, and three indicator lights. The panel also includes the 'MUSCOM' logo and 'CE' certification marks.



INCUBATOR

Head Of Department
Department of Pathology
Govt. Medical College Chhindwara

4c



TRINAOCULAR
MICROSCOPE.

[Handwritten signature]

[Handwritten signature]
Head Of Department
Department of Pathology
Medical College Chhindwara (M.P.)

59




HLL INFRA TECH SERVICES LTD
HITES/PCD/MP/18-19 / 5905

31/01/2019

To,

The Dean
Government Medical College, Chindwara.
Teacher's Colony, Chindwara
Madhya Pradesh, 480001.



Sub: - Status of equipment under procurement for through HITES.

Please find attached the detailed status of equipment under procurement through HITES.

- Equipment & Furniture for LoP has been ordered and the same is under various stages of Delivery and Installation
- Equipment for first Renewal; including Radiology Equipment & ETO Sterilizer is under various stages of Procurement. The order placement is expected to be completed by March with delivery and installation within 60 days of order placement or 30 days from the availability of site.
- Placement of Orders for MOT & CSSD are expected to be finalised by March with a delivery time of 180 days from the date of order placement or 120 days from the availability of site.

This is for your kind information.

This is for your kind information.

For HLL Infra Tech Services

[Signature]
31/01/19

Neeru D Sandhu
(DGM-PCD)

All ~~para~~ clinical /
para clinical H.O.D
to go through this list
and see which
equipment has been
delivered & which
is pending
Report status
to me in
afternoon today
[Signature]

[Signature]
Head of Department
Department of Pathology
Govt. Medical College Chindwara (M.P.)

एचएलएल इन्फ्रा टेक सर्विसेस लिमिटेड
(एचएलएल लाइफकेअर लिमिटेड की संपुलगी
माल सलकर का कल)

लिमिटेड कार्यालय: सी-14ए, सेक्टर-62,
नोडा-201 307, उत्तर प्रदेश, भारत
ई मेल: hites@lifecarehi.com
वेबसाइट: www.hlhitos.com
फोन: +91 120 - 4071500
फैक्स: +91 120 - 4071513
संसाधन: 24x2000एल2014सीओपी000017

HLL Infra Tech Services Ltd
(Subsidiary of HLL Lifecare Ltd,
A Government of India Enterprise)
Corporate office: B-14 A, Sector-62,
Noida - 201 307, Uttar Pradesh, India
Email: hites@lifecarehll.com
Website: www.hlhitos.com
Tel.: +91 120 - 4071500
Fax: +91 120 - 4071513
CIN: U45200KL2014GOI030617

SB

Major items -First 08 Departments

Sl. No.	Equipment	Qty. Each for Vidisha & Ratlam	Qty. each for Chindwara, Dataia, Khandwa, Shahdol & Shivpuri	Department	Total for 07 colleges	Status
1	Embalming machines for cadavers	1	1	Anatomy	7	Ordered & Delivered
2	Meat cutting machine for thin body sections	1	1	Anatomy	7	Under Evaluation
3	Microscopes Monocular	75	50	Anatomy	680	Ordered & Delivered
		40	40	Physiology		
4	Dissection microscope	4	3	Anatomy	203	Ordered & Delivered
		40	20	Community Medicine		
5	Rotary Microtome with knives/ Blades Manual	1	1	Anatomy	14	Under Evaluation
		1	1	Pathology		
6	Sledge & Freezing Microtomes	1	1	Anatomy	7	Ordered & Delivered
		27	17	Physiology		
7	Binocular Microscopes	5	5	Biochemistry	1294	Ordered & Delivered
		3	2	Community Medicine		
		62	62	Pathology		
		20	15	Forensic Medicine		
		90	75	Microbiology		
8	Binocular Microscopes with Projection Screen	1	1	Physiology	14	Ordered & Delivered
		1	1	Pathology		
9	Polygraphs	1	1	Physiology	7	Ordered & Delivered
10	Gas analyser automatic for CO2, O2, N2	1	1	Physiology	7	Ordered & Delivered
11	Multi channel Physiograph, 3 channels	3	2	Physiology	16	Ordered & Delivered
12	Gas analysis apparatus, Halden's student type	1	1	Physiology	7	Ordered & Delivered
13	Student Physiograph, (single channel)	8	6	Physiology	46	Ordered & Delivered
14	Digital Physiograph	2	1	Physiology	9	Ordered & Delivered
15	ECG Machine- Single Channel	3	2	Physiology	16	Ordered & Delivered
16	Complete Chromatographic Unit for paper & TLC	2	2	Biochemistry	14	No bids received
17	Complete Electrophoresis apparatus with power supply (Paper, PAGE, agarose)	1	1	Biochemistry	14	No bids received
		1	1	Pathology		
18	Densitometer with computer	1	1	Biochemistry	7	No bids received
19	Balance Semi Micro	1	1	Biochemistry	58	Under Evaluation
		2	1	Microbiology		
		2	2	Community Medicine		
		4	4	Pathology		
20	Balance Micro	1	1	Biochemistry	7	Under Evaluation
		1	1	Biochemistry		
21	Spectrophotometer	1	1	Biochemistry	14	Under Evaluation
		1	1	Forensic Medicine		
22	Incubator, electric	1	1	Community Medicine	37	Ordered & Delivered
		2	2	Pathology		
		3	2	Microbiology		
23	Ice Lined refrigerator (I.L.R.)	1	1	Community Medicine	7	Under Evaluation
24	Autoclave	1	1	Community Medicine	37	Ordered & Delivered
		3	2	Microbiology		
		2	2	Pathology		

Head of Department

 Department of Pathology

 Medical College Chindwara (M.P.)

50

Sl. No.	Equipment	Qty. Each for Vidisha & Ratlam	Qty. each for Chindwara, Dataia, Khandwa, Shahdol & Shivpuri	Department	Total Requirement for 07 colleges	Status
25	ECG- 6 Channel	1	1	Community Medicine	7	Ordered & Delivered
26	Biosafety Cabinet Type - 2A	3	3	Microbiology	21	Under Evaluation
27	B.O.D. Incubator	1	1	Microbiology	7	Under Evaluation
28	Centrifuge, electrical high power	4	3	Microbiology	23	Under Evaluation
29	CO2 Incubator	2	2	Microbiology	14	Under Evaluation
30	Deep freezer (-20 degree Celsius)	1	1	Microbiology	14	Under Evaluation
		1	1	Forensic Medicine		
31	Deep freezer (-80 degree Celsius)	1	1	Microbiology	7	Under Evaluation
32	Elisa Reader, washer & dispenser	2	1	Microbiology	16	Ordered & Delivered
		1	1	Biochemistry		
33	Hot Air Oven	2	2	Microbiology	14	Under Evaluation
34	Laminar flow table	1	1	Microbiology	7	Under Evaluation
35	Microscope Trinocular (Teacher)	5	5	Microbiology	49	Under Evaluation
		1	1	Pathology		
		1	1	Forensic Medicine		
36	Serum inspissators	1	1	Microbiology	7	Under Evaluation
37	Automated Blood Culture System	1	1	Microbiology	7	Under Evaluation
38	Weighing machine for cadavers (300 Kg.)	1	1	Pathology	14	Under Evaluation
		1	1	Forensic Medicine		
39	Fully Automatic Rotary Microtome with knives/ Blades	2	2	Pathology	21	Under Evaluation
		1	1	Forensic Medicine		
40	Cryostat (Freezing Microtome)	1	1	Pathology	7	Under Evaluation
41	Automatic tissue processor	2	2	Pathology	14	Under Evaluation
		1	1	Forensic Medicine		
42	Autopsy table	2	2	Pathology	44	Under Evaluation
		5	4	Forensic Medicine		
43	Penta Head Microscope	1	1	Pathology	7	Under Evaluation
44	Deca Head Microscope	1	1	Pathology	7	Under Evaluation
45	Grossing Work Station	1	1	Pathology	7	Under Evaluation
46	Five part Fully Automated Cell Counter	2	2	Pathology	14	Under Evaluation
47	Three Part Fully Automated Cell Counter	3	3	Pathology	21	Under Evaluation
48	Automated coagulation analyzer	2	1	Pathology	9	Under Evaluation
49	Automated Hematology Slide Stainers with workstation	1	1	Pathology	7	Under Evaluation
50	Infusion pumps (Insulin or Drug or Bed side)	15	10	Pharmacology	80	Under Evaluation
51	Manikins for demonstration of intravenous injection, enema, local, intramuscular injections, intracardiac injection and other routes of drug administration	15 sets	10 sets	Pharmacology	80	Under Evaluation
52	Computer Assisted Learning software	1	1	Pharmacology	7	Under Evaluation
53	Cold Storage For Dead Bodies	3	2	Forensic Medicine	23	Under Evaluation
		1	1	Anatomy		
54	OT light Shadowless adjustable	1	1	Forensic Medicine	7	Under Evaluation
55	Semi Auto analyzer	2	2	Biochemistry	14	Under Evaluation
56	Examination Couch			Physiology	77	Ordered

~~not yet delivered~~

Head of Department
 Department of Pathology
 Medical College Chindwara (M.P.)

Sch. No	Sl. No.	Equipments	Qty. Each for Vidisha & Ratlam	Qty. Each for Chhindwara, Dataia, Khandwa, Shahdol & Shivpuri	Total Requirement for 07 colleges
	32	Ear plugs	4	4	28
	33	Safety helmet	4	4	28
	34	Goggles	4	4	28
	35	Safety boots	4	4	28
	36	Swine flu kit	4	4	28
	37	Gloves	4	4	28
	38	Triple layer surgical mask	4	4	28
	39	High efficiency mask	4	4	28
	40	Long sleeved cuffed gown	4	4	28
	41	Protective eye wear	4	4	28
	42	Cap	4	4	28
	43	Disposable delivery kit	4	4	28
	44	Treatment kits as per national health programs	3 each	3 each	21
	45	Iodine testing kit	10	10	70
	46	Glucometer	10	10	70
	47	Slide set for entomology	5	5	35
	48	Mosquito catching kit	4	3	23
	49	Clinical Thermometer	10	10	70
	50	Sling psychrometer	3	3	21
	51	Solar radiation thermometer	3	3	21
	52	First Aid Kit	1	1	7
	53	Spirometer	3	3	21
	54	Audiometry	1	1	7
	55	Otoscope	3	3	21
	56	Ophthalmoscope	2	2	14
	57	Public Address system (2 portable for field based activities and one each for RHTC &UHTC)	4	4	28
	58	Centrifuge clinical	1	1	7
	59	Multimedia Projector with Screen	2	2	14
Items for Department of Microbiology: Ordered					
5	1	Anaerobic apparatus	2	2	14
	2	Distilled water plant	1	1	7
	3	Micrometer eye pieces	2	1	9
	4	Micrometer stage	2	1	9
	5	Multimedia Projector	2	2	14
	6	PH Meter	2	2	14
	7	V.D.R.L shaker	2	1	9
	8	Water bath	2	2	14
	9	Colony Counter	1	1	7
	10	Digital Thermometers of different temperatures	1 set	1 set	7
	11	Vortex Mixer	2	2	14

Head of Department
 Department of Pathology
 Govt. Medical College Chhindwara (M.P.)

5e

Sch. No	Sl. No.	Equipments	Qty. Each for Vidisha & Ratlam	Qty. Each for Chindwara, Dataia, Khandwa, Shahdol & Shivpuri	Total Requirement for 07 colleges
	12	Candle Jar & Desicator	2	2	14
	13	Micropipettes - Multi channel & Single channel	1 set	1 set	7
Items for Department of Pathology: Ordered					
6	2	Hot plates	2	2	14
	3	Paraffin embedding bath with Module	2	2	14
	4	Ultrapure water solutions - Distilled water plant	1	1	7
	5	Water bath	1	1	7
	6	Centrifuge machine	5	5	35
	7	Cabinet for 1000 slides	20	20	140
	8	Digital SLR	1	1	7
	9	Digital Automatic camera	1	1	7
	10	Standalone paraffin dispensing module cold plate holding more than 100 cassettes	1	1	7
	11	Stand alone cold plate	1	1	7
	12	Troughs for staining	1	1	7
	13	Coplin jars	24	24	168
	14	Water bath electric (Tissue Floatation)	2	2	14
	15	Balance, Chemical with weights	2	2	14
	16	Magnifying lens	6	6	42
	17	Blood pressure, instrument	5	5	35
	18	Laboratory Counter	8	6	46
	19	Laboratory stirrer	1	1	7
	20	Automatic timer	5	5	35
	21	Balance for weighing organs	1	1	7
	22	Saws, wire for cutting bones	1	1	7
	23	Slide boxes for 100 slides for students	200	200	1400
	24	Drill for boring glass	2	2	14
	25	X-ray viewing box	2	2	14
	26	Sternal puncture needle Adult size	2	2	14
	27	Sternal puncture needle child size	2	2	14
	28	Liver Biopsy needle	2	2	14
	29	Stop watch	6	6	42
	30	pH Meter electric	5	5	35
	31	Museum jars	1 set	1 set	7
	32	Haemocytometers	90	60	480
	33	Syringes disposable one set from 10 cc (of each) to 2 cc	30	30	210
	34	Urinometers	9	9	63
	35	Glasswares	1	1	7
	36	Cold Plate for Modular Tissue Embedding System	1	1	7

Head of Department
 Department of Pathology
 Government Medical College Chhindwara (M)

58


Sch. No	Sl. No.	Equipments	Qty. Each for Vidisha & Ratlam	Qty. Each for Chhindwara, Dataia, Khandwa, Shahdol & Shivpuri	Total Requirement for 07 colleges
	37	LED wireless projector	3	3	21
Items for Department of Forensic Medicine: To be retendered					
7	1	Anthropometric Set :	2	2	14
		A) Folding Metal Rod Upto 7 Ft	2	2	14
		B) Osteometric Board	2	2	14
		C) Craniometer	2	2	14
		D) Mandibulometer	2	2	14
		E) Goniometer	2	2	14
		F) Vernier Calipers	2	2	14
		G) Equipment for Reporting Height	2	2	14
		H) Weighing Machine Dial Type Human	2	2	14
	2	Consumable for medico legal work			
		Disposable Cap-Mask-Gown, Gloves Etc.	1460	1460	10220
		Cotton Rolls, Suture Materials Etc.	1000 each	750 each	7250
		Formalin/rectified spirit, lugol's iodine	365/20 lit each	300/15 lit each	2230/115 lit
		Swabs, Preservative Bulbs etc.	1000 each	1000 each	14000
		Viscera bottles(plastic, jointless with capacity of 500/200/100 ml), Tissue bottles with capacity of 2 lit.	2900/1100/1100, 1100	2900/1100/1100, 1100	20300/7700/7700, 7700
		Syringe (5, 10, 50 ml)	1000	1000	7000
		Preservative Salts	240 kg	240 kg	1680 kg
		packing gauze than & sealing wax	120	120	840
	3	Multimedia Projector , CPU & Projection Screen	2	1	9
	4	Digital SLR Camera With Accessories	1	1	7
5	X-Ray View Box Two In One	6	4	32	
6	Stop Watch	4	4	28	
7	Digital pH Meter	1	1	7	
8	Chemical Balance	1	1	7	
9	Distillation Plant	1	1	7	
10	Centrifuge	1	1	7	
11	Slide Warming Table	2	1	9	
12	Hot Plate	2	1	9	
13	Glass Cutting Pencil	2	2	14	
14	Spectroscopic Lens With Adjustable Slit	2	2	14	
15	Dissection Set Complete	2	2	14	
16	Digital BP Instrument	2	2	14	
17	Stethoscope	2	2	14	
18	Abrasive Powder	1	1	7	
19	L Modes	1 set of 50	1 set of 50	2	
20	Block Holder	1 set of 50	1 set of 50	2	

Head of Department
 Department of Pathology
 Chhindwara College Chhindwara

60a

**DEPARTMENT OF MICROBIOLOGY: N.S.C.B.: MEDICAL COLLEGE
JABALPUR (M.P.)**

No. Micro /2019/



To,
The Civil Surgeon
District Hospital Chhindwara (M.P.)
Subject: - Culture Report of Dust Swabs from Eye OT Received On- 21/02/2019.

S.No.	Sample	Aerobic Culture	Anaerobic Culture
1	O.T. Table	No Bacteria grown after 48 hours of incubation	Culture is negative for <i>Clostridium tetani</i> after 7 days of incubation
2	O.T. Microscope	No Bacteria grown after 48 hours of incubation	Culture is negative for <i>Clostridium tetani</i> after 7 days of incubation
3	A.C.	No Bacteria grown after 48 hours of incubation	Culture is negative for <i>Clostridium tetani</i> after 7 days of incubation
4	O.T. Wall No. 1	No Bacteria grown after 48 hours of incubation	Culture is negative for <i>Clostridium tetani</i> after 7 days of incubation
5	O.T. Wall No. 2	No Bacteria grown after 48 hours of incubation	Culture is negative for <i>Clostridium tetani</i> after 7 days of incubation
6	O.T. Wall No. 3	No Bacteria grown after 48 hours of incubation	Culture is negative for <i>Clostridium tetani</i> after 7 days of incubation
7	O.T. Wall No. 4	No Bacteria grown after 48 hours of incubation	Culture is negative for <i>Clostridium tetani</i> after 7 days of incubation
8	Foot Steps	No Bacteria grown after 48 hours of incubation	Culture is negative for <i>Clostridium tetani</i> after 7 days of incubation
9	OT Trolley	No Bacteria grown after 48 hours of incubation	Culture is negative for <i>Clostridium tetani</i> after 7 days of incubation

S. No.	Sample	Fungal Culture
1	O.T. Table	No fungus grown after 7 days of incubation
2	O.T. Microscope	No fungus grown after 7 days of incubation
3	A.C.	No fungus grown after 7 days of incubation
4	O.T. Wall No. 1	No fungus grown after 7 days of incubation
5	O.T. Wall No. 2	No fungus grown after 7 days of incubation
6	O.T. Wall No. 3	No fungus grown after 7 days of incubation
7	O.T. Wall No. 4	No fungus grown after 7 days of incubation
8	Foot Steps	No fungus grown after 7 days of incubation
9	OT Trolley	No fungus grown after 7 days of incubation

Subject: - Culture Report of Dust Swabs From Surgical OT Received On- 21/02/2019

S.No.	Sample	Aerobic Culture	Anaerobic Culture
OT. No. 1			
1	OT Table	No Bacteria grown after 48 hours of incubation	Culture is negative for <i>Clostridium tetani</i> after 7 days of incubation

Puri

Head Of Department
Department of Microbiology Scanned by CamScanner
Govt. Medical College Chhindwara (M.P.)


66


S. No.	Sample	Fungal Culture
Inborn Unit		
1	Warmer-1	No fungus grown after 7 days of incubation
2	Wall-1	No fungus grown after 7 days of incubation
3	Phototherapy	No fungus grown after 7 days of incubation
4	Warmer-2	No fungus grown after 7 days of incubation
5	Wall-2	No fungus grown after 7 days of incubation
6	Trolley	No fungus grown after 7 days of incubation
Outborn Unit		
7	Table	No fungus grown after 7 days of incubation
8	Phototherapy	No fungus grown after 7 days of incubation
9	Warmer-1	No fungus grown after 7 days of incubation
10	Wall	No fungus grown after 7 days of incubation
11	Warmer-2	No fungus grown after 7 days of incubation

Subject: - Culture Report of Dust Swabs from New Trauma Minor OT Received 21/02/2019.

S.No.	Sample	Aerobic Culture	Anaerobic Culture
1	OT table	No Bacteria grown after 48 hours of incubation	Culture is negative for <i>Clostridium tetani</i> after 7 days of incubation
2	OT Wall	No Bacteria grown after 48 hours of incubation	Culture is negative for <i>Clostridium tetani</i> after 7 days of incubation
3	OT Floor	No Bacteria grown after 48 hours of incubation	Culture is negative for <i>Clostridium tetani</i> after 7 days of incubation
4	Foot Steps	No Bacteria grown after 48 hours of incubation	Culture is negative for <i>Clostridium tetani</i> after 7 days of incubation
5.	Dressing/Instrument Trolley	No Bacteria grown after 48 hours of incubation	Culture is negative for <i>Clostridium tetani</i> after 7 days of incubation

S. No.	Sample	Fungal Culture
New Trauma Minor OT		
1	OT table	No fungus grown after 7 days of incubation
2	OT Wall	No fungus grown after 7 days of incubation
3	OT Floor	No fungus grown after 7 days of incubation
4	Foot Steps	No fungus grown after 7 days of incubation
5.	Dressing/Instrument Trolley	No fungus grown after 7 days of incubation


Assistant Professor
 Department of Microbiology
 NSCB Medical College Jabalpur


Head Of Department
 Department of Microbiology
 Govt. Medical College Chhindwara (M.P.)





HLL INFRA TECH SERVICES LTD
HITES/PCD/MP/18-19


5905

7a

31/01/2019

To,

The Dean
Government Medical College, Chindwara.
Teacher's Colony, Chindwara
Madhya Pradesh, 480001.



Sub: - Status of equipment under procurement for through HITES.

Please find attached the detailed status of equipment under procurement through HITES.

- Equipment & Furniture for LoP has been ordered and the same is under various stages of Delivery and Installation
- Equipment for first Renewal; including Radiology Equipment & ETO Sterilizer is under various stages of Procurement. The order placement is expected to be completed by March with delivery and installation within 60 days of order placement or 30 days from the availability of site.
- Placement of Orders for MOT & CSSD are expected to be finalised by March with a delivery time of 180 days from the date of order placement or 120 days from the availability of site.

This is for your kind information.

This is for your kind information.

For HLL Infra Tech Services

Handwritten signature
31/01/19

Neeru D Sandhu
(DGM-PCD)

All ~~para~~ clinical /
para clinical H.O.D
to go through this list
and see which
equipment has been
delivered & which
is pending
Report status
to me in
afternoon today
2-11

Handwritten signature
Head Of Department
Department of Microbiology
Govt. Medical College Chindwara (M.P.)

एचएलएच इन्फ्रा टेक सर्विसेस लिमिटेड
(एचएलएच कायरिटेबल लिमिटेड की संपुत्री)
भारत सरकार का उद्योग

निर्देशित कार्यालय: सी-14ए, सेक्टर-62,
नोडा-201 307, उत्तर प्रदेश, भारत
ई मेल: hites@lifecarehll.com
वेबसाइट: www.hllhites.com
दूरभाष: +91 120 - 4671500
फैक्स: +91 120 - 4671513
संस्थापक: 748200012014G01030617

HLL Infra Tech Services Ltd
(Subsidiary of HLL Lifecare Ltd,
A Government of India Enterprise)
Corporate office: B-14 A, Sector-62,
Nojda - 201 307, Uttar Pradesh, India
Email: hites@lifecarehll.com
Website: www.hllhites.com
Tel.: +91 120 - 4671500
Fax: +91 120 - 4671513
CIN: 145200KL2014G01030617

Handwritten signature

76

Sl. No.	Equipment	Qty. Each for Vidisha & Ratlam	Qty. each for Chindwara, Dataia, Khandwa, Shahdol & Shivpuri	Department	Total Requirement for 07 colleges	Status
25	ECG- 6 Channel	1	1	Community Medicine	7	Ordered & Delivered
26	Biosafety Cabinet Type - 2A	3	3	Microbiology	21	Under Evaluation
27	B.O.D. Incubator	1	1	Microbiology	7	Under Evaluation
28	Centrifuge, electrical high power	4	3	Microbiology	23	Under Evaluation
29	CO2 Incubator	2	2	Microbiology	14	Under Evaluation
30	Deep freezer (-20 degree Celsius)	1	1	Microbiology	14	Under Evaluation
		1	1	Forensic Medicine		
31	Deep freezer (-80 degree Celsius)	1	1	Microbiology	7	Under Evaluation
32	Elisa Reader, washer & dispenser	2	1	Microbiology	16	Ordered & Delivered
		1	1	Biochemistry		
33	Hot Air Oven	2	2	Microbiology	14	Under Evaluation
34	Laminar flow table	1	1	Microbiology	7	Under Evaluation
35	Microscope Trinocular (Teacher)	5	5	Microbiology	49	Under Evaluation
		1	1	Pathology		
		1	1	Forensic Medicine		
36	Serum inspissators	1	1	Microbiology	7	Under Evaluation
37	Automated Blood Culture System	1	1	Microbiology	7	Under Evaluation
38	Weighing machine for cadavers (300 Kg.)	1	1	Pathology	14	Under Evaluation
		1	1	Forensic Medicine		
39	Fully Automatic Rotary Microtome with knives/ Blades	2	2	Pathology	21	Under Evaluation
		1	1	Forensic Medicine		
40	Cryostat (Freezing Microtome)	1	1	Pathology	7	Under Evaluation
41	Automatic tissue processor	2	2	Pathology	14	Under Evaluation
		1	1	Forensic Medicine		
42	Autopsy table	2	2	Pathology	44	Under Evaluation
		5	4	Forensic Medicine		
43	Penta Head Microscope	1	1	Pathology	7	Under Evaluation
44	Deca Head Microscope	1	1	Pathology	7	Under Evaluation
45	Grossing Work Station	1	1	Pathology	7	Under Evaluation
46	Five part Fully Automated Cell Counter	2	2	Pathology	14	Under Evaluation
47	Three Part Fully Automated Cell Counter	3	3	Pathology	21	Under Evaluation
48	Automated coagulation analyzer	2	1	Pathology	9	Under Evaluation
49	Automated Hematology Slide Stainers with workstation	1	1	Pathology	7	Under Evaluation
50	Infusion pumps (Insulin or Drug or Bed side)	15	10	Pharmacology	80	Under Evaluation
51	Manikins for demonstration of intravenous injection, enema, local, intramuscular injections, intracardiac injection and other routes of drug administration	15 sets	10 sets	Pharmacology	80	Under Evaluation
52	Computer Assisted Learning software	1	1	Pharmacology	7	Under Evaluation
53	Cold Storage For Dead Bodies	3	2	Forensic Medicine	23	Under Evaluation
		1	1	Anatomy		
54	OT light Shadowless adjustable	1	1	Forensic Medicine	7	Under Evaluation
55	Semi Auto analyzer	2	2	Biochemistry	14	Under Evaluation
56	Examination Couch			Physiology	77	Ordered

* not yet delivered.

Handwritten signature

Head Of Department
Department of Microbiology
Govt. Medical College Chindwara (M.P.)

Handwritten signature