

176459
09-02-2017

MEDICAL COUNCIL OF INDIA
ASSESSMENT FORM FOR 250 MBBS ADMISSIONS REPORT
(INCREASE IN ADMISSION CAPACITY FROM 150 TO 250)
Part A-II (2017-18)

1.1 Type of Assessment

U/S 10A

-Regular/compliance : Letter of Permission (), 1st renewal (), 2nd renewal (), 3rd renewal (), 4th renewal () : N.A.

U/S 11

-Recognition - Regular/Compliance : Yes, Recognition/Approval

Continuation of Recognition/Compliance ()

-N.A.

Any other

-N.A.

| | | | | |
|---------------------------|---|---|----------------------|--|
| Name of the Institution | : | Padmashree Dr. D. Y. Patil Medical College, Hospital & Research Centre | | |
| Address | : | Sant Tukaram Nagar, Pimpri, Pune : 411 018 (Maharashtra) | | |
| Telephone No. | : | 020-27805100/27805900/27805101/27420605/27420307/27422134/27420014/27421609 | | |
| E-mail | : | info.medical@dpu.edu.in | | |
| Council Letter No. & Date | : | MCI-37(2)(UG)/Recg-17/2017-18-Med./ dated 01-02-2017 | | |
| Assessment Date | : | 6 th & 7 th February 2017 | Last Assessment Date | : 10 th & 11 th Dec. 2016 (for the purpose of MBBS final examination) 1 st & 2 nd September 2015 (4 th renewal) |
| PG Courses | : | Yes | | |

Signatures of the Assessors

(Dr. Ashwani K. Sood)

(Dr. Narendra Nath Mukhopadhyay)

(Dr. Sushma Kushal Kataria)

(Dr. Vijayanand Choudhary)

Date : 7th February 2017

Signature of the Dean/Principal

DEAN
Dr. D.Y. Patil Medical College
Pimpri, Pune- 411018.
Date : 7th February 2017

Particulars of Assessors

| Name of the Assessors | Correspondence Address | Phone # Off./ Res./ (Mobile) | Email |
|-------------------------------------|---|---------------------------------|--|
| Dr. Ashwani K. Sood Co-ordinator | Professor and HOD, Paediatrics, Indira Gandhi Medical College, Shimla, 171001, Himachal Pradesh | 09418300888 | docaksud@gmail.com doc.aksood@gmail.com |
| Dr. Narendra Nath Mukhopadhyay | Professor, Department of Surgery, Burdwan Medical College, Burdwan, West Bengal | 9732379265 | narendranath.mukherjee@yahoo.com |
| Dr. Sushma Kushal Kataria | Professor and Head Department of Anatomy, Dr. S. N. Medical College, Jodhpur, Rajasthan | 09414134813 | drkushal11@yahoo.co.in |
| Dr. Vijayanand Choudhary | Additional Professor Department of Pathology, Indira Gandhi Instt. of Medical Sciences, Sheikhpura, Patna (Bihar) | 09334390429, 09473191830 | drvijayanandchoudhary@gmail.com |

Signatures of the Assessors

(Dr. Ashwani K. Sood)

(Dr. Narendra Nath Mukhopadhyay)

(Dr. Sushma Kushal Kataria)

(Dr. Vijayanand Choudhary)

Date : 7th February 2017

Signature of the Dean/Principal

(Dr. J. S. Bhawalkar)

Date : 7th February 2017

1.2 The College has following plots of land:

| | |
|---|--|
| The campus plot is | Unitary |
| Building Plan approval from the competent authority | <u>Name</u> Pimpri Chinchwad Municipal Corporation <u>No.</u> BP/Pimpri/11/1999 <u>date</u> 11-02-1999. |
| Building Use/Occupancy Certificate from the competent authority | <u>Name:</u> Pimpri Chinchwad Municipal Corporation <u>No.</u> D-42/2001 <u>date</u> 02-03-2001 |

1.3 Dean : Dr. J. S. Bhawalkar, M. D. in Preventive and Social Medicine with 26 years and 8 months of teaching experience, 14 years & 6 months of Professor, 4 years & 2 months of Asso Prof and 19 years & 3 months of administrative experience. He is also holding the post of Professor in the Department of Community Medicine.

Dean Office is located in 'C' Wing of the college building along with the administrative block. Adequate space (as per MSR guidelines by MCI) and other required facilities (as given in the table below) are provided to the administrative staff.

| Office Space Requirement | Requirement Space (mts) | Available |
|--------------------------------|-------------------------|-----------|
| Dean Office/Principal's Office | 36 | 40 sq. m. |
| Staff Room | 54 | 55 sq. m. |
| College Council Room | 80 | 85 sq. m. |

Signatures of the Assessors

(Dr. Ashwani K. Sood)

(Dr. Narendra Nath Mukhopadhyay)

(Dr. Sushma Kushal Kataria)

(Dr. Vijayanand Choudhary)

Date : 7th February 2017

Signature of the Dean/Principal

(Dr. J. S. Bhawalkar)

Date : 7th February 2017

1.4 Medical Education Unit (MEU):

| | | |
|---|---|---|
| Available as per regulations | : | Yes |
| Name of the MEU coordinator | : | Dr. S. L. Jadhav, Professor, Community Medicine Dept. |
| Name, Designation & Experience of affiliated faculty | : | ANNEXURE : 1 A |
| Name of the MCI Regional Centre where above training has been undertaken | : | Maharashtra University of Health Sciences, Nashik's University Regional Centre at Aundh, Pune |
| Details of the Orientation programme and Basic Course Workshop undergone by MEU (No. of programmes organized during Academic year, No. of People attended, proceedings (to be verified at the time of assessment) | : | ANNEXURE : 1 B ANNEXURE : 1 C |
| Date/s of the above workshops | : | AS PER ANNEXURE : 1 B AND ANNEXURE : 1 C |
| Details & Duration of Workshops in Medical Education Technology conducted by MEU | : | ANNEXURE : 1 D |
| Details of faculty who have undergone basic course workshop in <i>Medical Education Technology</i> at the allocated MCI Regional Centre | : | ANNEXURE : 1 E |
| Details of faculty who have undergone advanced course workshop in <i>Medical Education Technology</i> at the allocated MCI Regional Centre | : | ANNEXURE : 1 F |
| Regional Centre | : | Maharashtra University of Health Sciences, Nashik's University Regional Centre at Aundh, Pune |
| Feedback evaluation of workshops and action taken reports on the basis of feedback obtained | : | Yes |

Signatures of the Assessors

(Dr. Ashwani K. Sood)

(Dr. Narendra Nath Mukhopadhyay)

(Dr. Sushma Kushal Kataria)

(Dr. Vijayanand Choudhary)

Date : 7th February 2017

Signature of the Dean/Principal

(Dr. J. S. Bhawalkar)

Date : 7th February 2017


1.5 Continuing Medical Education :


| | | |
|--|---|--|
| No and Details of CMEs/Workshops/Guest Lectures organized by the College held in the past 1 year | : | 60 : ANNEXURE : 2 |
| Details of the credit hours awarded for the past one year | : | Anatomy : 04 Paediatrics : 06 Radio-diagnosis : 09 -Faculty : 03 -Delegates : 06 Community Medicine : 06 Respiratory Medicine : 02 |

1.6 College Council: MINUTES OF COLLEGE COUNCIL MEETINGS ATTACHED : ANNEXURE - 3

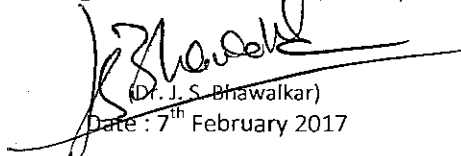
| | | |
|--|---|---|
| Name, designation, contact no. and address of the President & Secretary. | : | <u>Chairman,</u> Dr. J. S. Bhawalkar, Dean <u>Secretary :</u> Dr. D. M. Vaidya, Medical Superintendent Dr. D. Y. Patil Medical College, Hospital and Research Centre, Pimpri, Pune 020-27421017/27420605/27420307 |
| Composition of the Council (HODs as members & Principal / Dean as chairperson) | : | Dean as Chairperson and Registrar, Medical Superintendent and all Head of Departments are members. |
| No. of times the College Council meets per year (min 4) | : | 26 per year |
| Details of college Council meetings where students Welfare was discussed and Action taken report (details / comments in annexure II) | : | Minutes attached as ANNEXURE - 3 |

Signatures of the Assessors


(Dr. Ashwani K. Sood) (Dr. Narendra Nath Mukhopadhyay)


(Dr. Sushma Kushal Kataria) (Dr. Vijayanand Choudhary)

Signature of the Dean/Principal


(Dr. J. S. Bhawalkar)
Date : 7th February 2017

- 1.7 **Pharmacovigilance Committee** : Present
Two meetings were held during the previous year.

Attached as ANNEXURE 4

- 1.8 **Examination Hall** :

| Requirement | Available |
|--|--|
| No : 1/2/3 Area : 250 Sq. mt. Capacity : 250 | 03 Area : (1) 365 sq. mt. (2) 365 sq. mt. (3) 320 sq. mt Capacity : 250 each |

- 1.9 **Lecture Theatres** :

| | Medical college | | Hospital | | Comments |
|----------------|-----------------|-----------|----------|-----------|-----------|
| | Req. | Available | Req. | Available | |
| Number | 4 | 4 | 1 | 1 | Available |
| Capacity | 300 | 300 | 300 | 300 | Available |
| Type (Gallery) | Yes | | Yes | | Available |
| A.V. Aids | Yes | | Yes | | Available |

Signatures of the Assessors

(Dr. Ashwani K. Sood)

(Dr. Narendra Nath Mukhopadhyay)

Date : 7th February 2017

(Dr. Sushma Kushal Kataria)

(Dr. Vijayanand Choudhary)

Signature of the Dean/Principal

(Dr. S. D. Patil)
Date : 7th February 2017
Pune-411018.

1.10 Library :

Air-conditioned : Yes

Working Hours :


a. Stack room : 7am to 12.00 midnight


b. Reading room : 7am to 12.00 midnight


| | Required | Available | Remarks |
|-----------------------------------|--------------|--------------|-----------|
| Area | 4000 Sq.m. | 4500 Sq.m. | Available |
| Student Reading Room (Inside) | 250 Capacity | 300 Capacity | Available |
| Student Reading Room (Outside) | 250 Capacity | 250 Capacity | Available |
| Staff Reading Room | 50 Persons | 50 Persons | Available |
| Room for Resident/PG reading room | --- | 150 persons | Available |
| No of Books | 20000 | 24702 | Available |
| Journals (Indian) | 70 | 89 | Available |
| Journals (Foreign) | 30 | 116 | Available |
| Internet Nodes | 50 | 50 | Available |


LIST OF BOOKS AND JOURNALS : ANNEXURE 5

Signatures of the Assessors

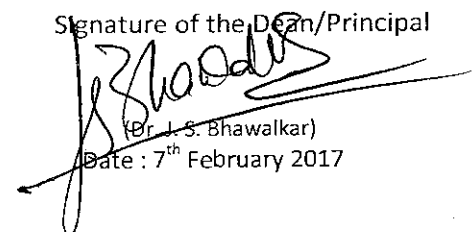

 (Dr. Ashwani K. Sood)


 (Dr. Narendra Nath Mukhopadhyay)


 (Dr. Sushma Kushal Kataria)


 (Dr. Vijayanand Choudhary)

Signature of the Dean/Principal


 (Dr. J. S. Bhawalkar)
Date : 7th February 2017Date : 7th February 2017

1.11 Common Room for Boys & Girls

| | Area Required Sq. Mt. | Available Area Sq. Mt. | Toilet - Attached |
|-------|-----------------------|------------------------|-------------------|
| Boys | 200 | 200 | Yes |
| Girls | 200 | 200 | Yes |

1.12 Central Photography cum AV Aids: Available : Yes
 Staff : Yes
 Equipments : Yes

Signatures of the Assessors

(Dr. Ashwani K. Sood)

(Dr. Narendra Nath Mukhopadhyay)

Date : 7th February 2017

(Dr. Sushma Kushal Kataria)

(Dr. Vijayanand Choudhary)

Signature of the Dean/Principal

(Dr. S. Bhawalkar)

Date: 7th February 2017

1.13 Hostel : Location - within campus

| Hostel Category | Required Capacity | Available Capacity (No Rooms X capacity of each room = Total capacity) | Furnished (Y/N) | Toilet Facility Adequate/ Inadequate | Mess (Y/N) | Hygiene of Hostel campus Y/N | Visitor room, AC Study room with internet & Computer, Recreation room with TV, Music, Indoor Games Y/N | Remarks |
|--|-------------------|---|--------------------|--|---------------|------------------------------------|---|-----------|
| UG Students @ 75% Capacity | 938 | 1002 <u>Boys : 342</u> (84x2=168 58x3=174) <u>Girls : 660</u> (220x3=660) Total capacity : 1002 | Yes | Available | Yes | Yes | Yes | Available |
| Interns @ 100 % Capacity | 250 | 255 <u>Boys : 90</u> (30x3) <u>Girls : 165</u> (55x3) Total capacity : 255 | Yes | Available | Yes | Yes | Yes | Available |
| Residents @ 100% Capacity including PG | 128 | 510 <u>Boys : 240</u> (70x3+15x2) <u>Girls : 270</u> (90x3) Total capacity : 510 | Yes | Available | Yes | Yes | Yes | Available |
| Nurses @ 20% Capacity | 110 | 165 (55X3) Total capacity: 165 | Yes | Available | Yes | Yes | Yes | Available |

Signatures of the Assessors

(Dr. Ashwani K. Sood)

(Dr. Narendra Nath Mukhopadhyay)

Date : 7th February 2017

(Dr. Sushma Kushal Kataria)

(Dr. Vijayanand Choudhary)

Signature of the Dean/Principal

(Dr. S. Bhawalkar)

Date : 7th February 2017

Residential Quarters :

| Category | | Required Nos. | Available Nos. | Remarks |
|-----------------------------------|---|---------------|----------------|-----------|
| Teaching Staff @ 20% Capacity | : | 38 | 70 | Available |
| Non-teaching Staff @ 20% Capacity | : | 38 | 80 | Available |

1.14 Recreational Facilities:

| | | |
|-------------------------|---|---|
| Outdoor games | : | Yes |
| Play field/s | : | Playgrounds available in campus for various outdoor games |
| Type of games | : | Cricket, Volleyball, Badminton, Lawn Tennis, Khokho, Hand Ball, Kabaddi, Tug of war, Basketball, Football, etc. |
| Indoor games facilities | : | Yes, for Table tennis, Carom and Chess |
| Gymnasium | : | Available |

1.15 Gender Harassment Committee: (Documents to be seen at the time of assessment)

Yes, available ANNEXURE : 6 (COLLEGE CIRCULAR)

Constitution :

1. Dr. (Mrs) Renu Magdum, Prof. & Head, Ophthalmology (Chairman)
2. Dr. D. Saldanha, Professor, Psychiatry
3. Dr. (Mrs) Geeta Karambelkar, Professor, Paediatrics
4. Dr. (Mrs) Ruby Chattwal (NGO Member)
5. Adv. Kirti Tornekar, Legal Expert.
6. Mrs. V. Parab (Toraskar) (Administrative Staff)
7. Dr. Shilpa Warle (Administrative Staff)

Signatures of the Assessors

(Dr. Ashwani K. Sood)

(Dr. Narendra Nath Mukhopadhyay)

(Dr. Sushma Kushal Kataria)

(Dr. Vijayanand Choudhary)

Date : 7th February 2017

Signature of the Deputy Principal

(Dr. J. S. Bhawalkar)

Date : 7th February 2017

TEACHING HOSPITAL

- 2.1 **Name of the Hospital** : Padmashree Dr. D. Y. Patil Hospital & Research Centre, Pimpri, Pune
Owned by : Trust
- 2.2 **Name of the Medical Superintendent** : Dr. D. M. Vaidya, M. S. (Surgery), with 14 years administrative experience.

| | Space Requirement | Availability |
|---------------------------------|-------------------|--------------|
| Medical Superintendent's Office | 36 sq. m. | 40 sq. m. |
| Administrative Office | 150 sq. m. | 150 sq. m. |

2.3 **Teaching and other facilities :**

| | | |
|--|---|---|
| OPD Timings | : | 9.00 A.M. to 4.00 P.M. |
| Separate Registration areas for male/female patients available | : | Yes |
| Separate Registration counters for OPD/IPD | : | Available |
| Are the Registration counters computerized | : | Yes |
| Staff for registration center | : | Adequate (on the basis of OPD attendance) |
| Waiting areas for above patients available | : | Yes, available |
| No. of rooms for examination of patients | : | Yes, available (47) |
| Capacity of teaching area in each department | : | Yes, available |
| Enquiry Desk | : | Yes, available but one counter need to be provided. |

Signatures of the Assessors

(Dr. Ashwani K. Sood)

(Dr. Narendra Nath Mukhopadhyay)

(Dr. Sushma Kushal Kataria)

(Dr. Vijayanand Choudhary)

Date : 7th February 2017

Signature of the Dean/Principal

(Dr. J. S. Bhawalkar)

Date : 7th February 2017

2.4 Facilities available in OPD

| | | | |
|--|--|----------------------|--------------------------|
| Medicine Injection room - Male - Female | Yes Yes | E.C.G. Room | Yes |
| Surgery Dressing room : -Male -Female | Yes Yes | Minor O.T. | Yes |
| Orthopaedics Plaster room Dressing room -Male -Female | Yes Yes Yes | Plaster cutting room | Yes |
| Ophthalmology | Refraction Rooms Dark Rooms Dressing Rooms / Minor Procedure Room | | Yes Yes Yes |
| ENT | Audiometry (AC & Sound proof) Speech Therapy | | Yes Yes |
| Pediatrics | Child Welfare Clinic Immunisation Clinic Child Rehabilitation Clinic | | Yes Yes Yes |
| OBS & GYN | Antenatal Clinic Sterility Clinic Family Welfare Clinic Cancer Detection Clinic | | Yes Yes Yes Yes |

Comments : Available, as mentioned above

Signatures of the Assessors

(Dr. Ashwanik Sood)

(Dr. Narendra Nath Mukhopadhyay)

(Dr. Sushma Kushal Kataria)

(Dr. Vijayanand Choudhary)

Date : 7th February 2017

Signature of the Dean/Principal

(Dr. J. S. Bhawalkar)

Date : 7th February 2017


2.5 Total number of teaching beds and admitted patients : Distance between two beds should be 1.5m


Teaching Hospitals in Campus with Total Beds : 1280


Teaching Hospitals Outside the Campus (30 kms, from the campus) with Total 10 Beds (RHTC, Alandi)


| Department | Ward Nos. | Beds Required | Total Beds available | Facilities Available in Each ward | | | | | | Remarks |
|---------------------------|-----------|---------------|----------------------|-----------------------------------|-----------------------------|------------|----------------|---------------|-----------------------------|-----------|
| | | | | Nursing Station Y/N | Examination/ Treatment Room | Pantry Y/N | Store Room Y/N | Duty Room Y/N | Demo Room (25 Capacity) Y/N | |
| Gen. Medicine | 08 | 240 | 240 | Yes | Yes | Yes | Yes | Yes | Yes | Available |
| Pediatrics | 05 | 120 | 160 | Yes | Yes | Yes | Yes | Yes | Yes | Available |
| TB & Respiratory Medicine | 02 | 50 | 60 | Yes | Yes | Yes | Yes | Yes | Yes | Available |
| Psychiatry | 02 | 30 | 60 | Yes | Yes | Yes | Yes | Yes | Yes | Available |
| Dermatology | 03 | 30 | 90 | Yes | Yes | Yes | Yes | Yes | Yes | Available |
| Gen. Surgery | 08 | 240 | 240 | Yes | Yes | Yes | Yes | Yes | Yes | Available |

Signatures of the Assessors

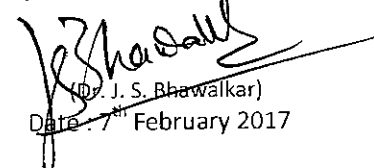

(Dr. Ashwani K. Sood)


(Dr. Narendra Nath Mukhopadhyay)


(Dr. Susuma Kushal Kataria)


(Dr. Vijayanand Choudhary)

Signature of the Dean/Principal


(Dr. J. S. Bhawalkar)
Date : 7th February 2017

Date : 7th February 2017

| Department | Ward Nos. | Beds Required | Total beds available | Facilities Available in Each ward | | | | | | Remarks |
|---------------|-----------|---------------|----------------------|-----------------------------------|---------------------------------|------------|----------------|---------------|-----------------------------|------------------|
| | | | | Nursing Station Y/N | Examination/ Treatment Room Y/N | Pantry Y/N | Store Room Y/N | Duty Room Y/N | Demo Room (25 Capacity) Y/N | |
| Orthopedics | 04 | 150 | 150 | Yes | Yes | Yes | Yes | Yes | Yes | Available |
| Ophthalmology | 03 | 60 | 90 | Yes | Yes | Yes | Yes | Yes | Yes | Available |
| ENT | 02 | 30 | 40 | Yes | Yes | Yes | Yes | Yes | Yes | Available |
| OB & GYN | 08 | 150 | 150 | Yes | Yes | Yes | Yes | Yes | Yes | Available |
| Total | 45 | 1100 | 1280 | Yes | Yes | Yes | Yes | Yes | Yes | Available |

Signatures of the Assessors

(Dr. Ashwani K. Sood)

(Dr. Narendra Nath Mukhopadhyay)

Date : 7th February 2017

(Dr. Sushma Kushal Kataria)

(Dr. Vijayanand Choudhary)

Signature of the Dean/Principal

(Dr. J. S. Bhawalkar)

Date : 7th February 2017

2.6 Clinical material (*Random verification to be done by the Assessor).

Assessor should randomly verify the monthly data and fill accordingly in the daily average columns, specifying the months

| Item | Day of Assessment | Remarks |
|--|-------------------|---------|
| O.P.D. attendance at 2.00 PM On first day | 3589 | |
| Casualty attendance (24 hrs data) | 131 | |
| No of admissions | 282 | |
| No. of discharges | 226 | |
| Bed occupancy @ at 10.00 AM on first day | 92% | |
| <u>Operative Work</u> | | |
| No, of major surgical operations | 45 | |
| No. of minor surgical operations | 80 | |
| No. of normal deliveries | 09 | |
| No. of caesarian sections | 10 | |

Signatures of the Assessors



(Dr. Ashwani K. Sood)

(Dr. Narendra Nath Mukhopadhyay)



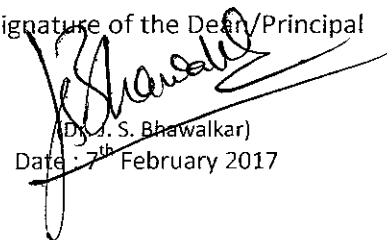
(Dr. Sushma Kushal Kataria)



(Dr. Vijayanand Choudhary)



Signature of the Dean/Principal



(Dr. J. S. Bhawalkar)

Date : 7th February 2017

Date : 7th February 2017

| Item | Day of Assessment | | Remarks |
|---|-------------------|--------------|---------|
| | O.P. D | I.P.D | |
| Radiological Investigations - No. of Tests | | | |
| X-ray | 307 | 194 | |
| Ultrasonography | 176 | 109 | |
| Barium, IVP etc. | 16 | 10 | |
| C.T. Scan | 38 | 24 | |
| MRI | 33 | 20 | |
| | O.P. D | I.P.D | |
| Laboratory Investigations | | | |
| Biochemistry | 569 | 2015 | |
| Microbiology | 298 | 201 | |
| Serology | 63 | 50 | |
| Haematology | 2321 | 1332 | |
| Histopathology | 23 | 42 | |
| Cytopathology | 74 | 54 | |

Signatures of the Assessors

(Dr. Ashwanik. Sood) (Dr. Narendra Nath Mukhopadhyay)
Date : 7th February 2017

(Dr. Sushma Kushal Kataria) (Dr. Vijayanand Choudhary)

Signature of the Dean/Principal

(Dr. S. Bhawalkar)
Date : 7th February 2017

2.7 Medical Record Section

Manual / Computerized

: Computerized

ICD X classification of diseases followed for indexing

: Yes

2.8 Central Casualty Services**No of Beds Required : 30**: **30 beds available**

• Number of doctors posted / Shift

: 2 Doctors / 3 shifts

• CMO Required : 04

: 06 Available

• Number of nurses posted / Shift

: 5 Nurses / 3 shifts

• Separate casualty for OBGY cases

: Available, if yes No. of beds 5 beds

| Equipment | Availability Y/N | Number |
|-----------------------------------|---------------------|-----------------------------------|
| Central Oxygen & suction facility | Yes | Central oxygen and suction supply |
| Pulse oximeter | Yes | 04 |
| Ambu bag | Yes | 04 |
| Disaster trolley | Yes | 12 |
| Crash Cart | Yes | 07 |
| Emergency Drug Tray | Yes | 10 |
| Defibrillator | Yes | 2 |
| Ventilator | Yes | 6 |
| X-ray Unit - (Mobile) | Yes | 1 |
| Minor OT | Yes | 1 |

Comments : Available, as mentioned above

Signatures of the Assessors

(Dr. Ashwani K. Sood)

(Dr. Narendra Nath Mukhopadhyay)

(Dr. Sushma Kushal Kataria)

(Dr. Vijayanand Choudhary)

Date : 7th February 2017

Signature of the Dean/Principal

(Dr. S. Bhawalkar)

Date : 7th February 2017

2.9 Clinical Laboratories

Central Clinical Laboratory under control of Professor of Microbiology Department.

Separate sections for Pathology, Microbiology, Hematology & Biochemistry : Available

2.10 Operation theatres

| Type | Requirement | Available | Remarks |
|-------|-------------|-----------|-----------|
| Major | 11 | 12 | Available |
| Minor | 02 | 06 | Available |

2.11 Equipment available in O. T. Block (Specify numbers) :

| Department | Theatres Nos. | A/C Y/N | Central Oxy/ Nitrous Oxide Y/N | Anesthesia Machine Y/N | Multipara Monitor with Capnograph Y/N | Defibrillators Y/N | Infusion Pumps Y/N | Remarks |
|---------------|---------------|---------|--------------------------------|------------------------|---------------------------------------|--------------------|--------------------|-----------|
| Gen Surgery | 5 | Yes | Yes | Yes | Yes | Yes | Yes | Available |
| ENT | 1 | Yes | Yes | Yes | Yes | Yes | Yes | Available |
| Ophthalmology | 1 | Yes | Yes | Yes | Yes | Yes | Yes | Available |
| Ortho | 1 | Yes | Yes | Yes | Yes | Yes | Yes | Available |
| OBS & GYN | 2 | Yes | Yes | Yes | Yes | Yes | Yes | Available |
| Emergency | 1 | Yes | Yes | Yes | Yes | Yes | Yes | Available |
| Septic | 1 | Yes | Yes | Yes | Yes | Yes | Yes | Available |

Pre-Anaesthetic/Pre-operative Beds : Available :20

Post Operative Recovery room beds : Available :20

Signatures of the Assessors

(Dr. Ashwani K. Sood) (Dr. Narendra Nath Mukhopadhyay)

Date : 7th February 2017

(Dr. Sushma Kushal Kataria) (Dr. Vijayanand Choudhary)

Signature of the Dean/Principal

(Dr. J.S. Bhawalkar)

Date : 7th February 2017

2.12 Intensive Care: Following intensive areas are available -

| Type | Beds (Required) | Beds (Available) | Patients admitted on the day of assessment | AC Y/N | Central Oxygen/Suction Y/N | Major Equipment (Monitor, Ventilator, ABG, Pulse Oximeter etc.) Y/N | Remarks if any |
|-----------|-----------------|------------------|--|--------|----------------------------|---|-------------------------------|
| ICCU | 5 | 6 | 6 | Yes | Yes | Yes | ABG available in Central Lab. |
| ICU | 5 | 6 | 6 | Yes | Yes | Yes | ABG available in Central Lab. |
| SICU | 5 | 10 | 8 | Yes | Yes | Yes | ABG available in Central Lab. |
| NICU/PICU | 5 | 20/8 | 19/8 | Yes | Yes | Yes | ABG available in Central Lab. |

2.13 Labour Room

| Rooms | Beds | Remarks |
|--------------|------|---------|
| Clean Cases | 5 | 5 |
| Septic Cases | 1 | 1 |
| Eclampsia | 1 | 1 |

Signatures of the Assessors

(Dr. Ashwani K. Sood) (Dr. Narendra Nath Mukhopadhyay)
Date : 7th February 2017

(Dr. Sushma Kushal Kataria) (Dr. Vijayanand Choudhary)

Signature of the Dean/Principal

(Dr. S. Bhawalkar)
Date : 7th February 2017

2.14 Radiological Facilities :

| Equipment | Required no. | Available no. | AERB Approval Y/N | Functional Status at the time of assessment Y/N | Remarks if any |
|--|--------------|---------------|-------------------|---|--|
| Mobile X Ray 60 mA 100mA | 3 3 | 3 3 | Yes Yes | All Functional | Additional 30mA two x-ray machines are also available |
| Static X Ray 300 mA 600mA 800 mA/1000mA | 2 2 2 | 2 2 2 | Yes Yes Yes | All Functional | Additional 100 mA one, 500 mA two are also available. |
| CT Spiral Minimum 16 slice | 1 | 3 | Yes | All Functional | Additional 2 CT scans are also available. One:128 slice & One : Dual slice |
| MRI (optional) One : 1.5 Tesla | 1 | 2 | Yes | All Functional | Additional one MRI 0.2 Tesla is also available |

Remarks : Additional 5 C-arms machines are also available.

| Equipment | Required no. | Available no. | PNDT Approval Y/N | Functional Status at the time of assessment Y/N | Remarks if any |
|-----------|--------------|---------------|-------------------|---|--|
| USG | 3 | 8 | Yes | All Functional | Six out of eight USG machines are with colour Doppler and one DSA and one Digital Mammography machines, PACS, DR systems are also available. |

Signatures of the Assessors

(Dr. Ashwani K. Sood)

(Dr. Narendra Nath Mukhopadhyay)

Date : 7th February 2017

(Dr. Sushma Kushal Kataria)

(Dr. Vijayanand Choudhary)

Signature of the Dean/Principal

(Dr. U. S. Bhawalkar)

Date : 7th February 2017

2.15 Blood Bank:

Available and functional : Yes
 Number of units dispensed in a day : 25-30 per day
 Number of units stored on day of assessment : 769
 License valid up to : 31-12-2017
 (LICENCE NUMBER AND COPY TO BE APPENDED AS ANNEXURE - 7)
 Blood Separation Facility : Available

2.16 Pharmacy: Pharmacist/Staff available : List to be included ANNEXURE - 8
 • No. of sub-stores located in different parts of hospital : One sub-store each in OPD & O.T..

2.17 Central sterilization Department :

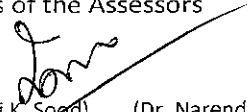
- Timings and Shifts 24 hours in 3 shifts
- Equipment : Horizontal autoclave : 3/Vertical autoclave :1, ETO Sterilizers:1
- Separate receiving and distribution points : Yes

2.18 Intercom : Available : Yes
 No. of incoming lines : 08
 No. of extension lines : 200

2.19 Central laundry/Alternative Arrangements:

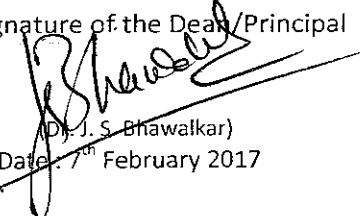
In House/ Outsourced : In house
 Type of Laundry: Mechanized / Manual : Both

Signatures of the Assessors


 (Dr. Ashwani K. Sood) (Dr. Narendra Nath Mukhopadhyay)
 Date : 7th February 2017


 (Dr. Sushma Kushal Kataria) (Dr. Vijayanand Choudhary)

Signature of the Dean/Principal


 (Dr. J. S. Bhawalkar)
 Date: 7th February 2017

2.20 Kitchen/ Alternative Arrangements

- | | | | |
|--|---|-----------|---------------------------|
| Inhouse/Outsourced | : | Inhouse | |
| • Food free of charge | : | Yes ; | Number of patients : 1120 |
| • Provision of special diet | : | Yes | |
| • Services of a nutritionist/dietician | : | Available | |

2.21 Total no. of Canteens:

- | | | |
|----------------|---|----|
| • For staff | : | 01 |
| • For students | : | 05 |

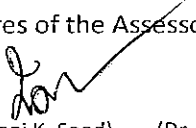
2.22 Arrangements for biomedical waste management.


- Outsourced/ in-house (if outsourced, append MOU) (If in-house, please specify details of facilities available) :
Outsourced

MOU appended ANNEXURE : 9


- | | | |
|-----------------------------------|---|----------|
| 2.23 Central Research Lab. | : | |
| Available | : | Yes |
| Facilities | : | Adequate |
| Research Projects | | |
| • Completed Nos. | : | 97 |
| • Ongoing Nos. | : | 103 |

Signatures of the Assessors


(Dr. Ashwani K. Sood) (Dr. Narendra Nath Mukhopadhyay)


(Dr. Sushma Kushal Kataria) (Dr. Vijayanand Choudhary)

Signature of the Dean/Principal


(Dr. S. Bhawalkar)
Date: 7th February 2017

2.24 Nursing and Paramedical staff :

| Category | No of Beds : 1280 | |
|------------------------|-------------------|----------------|
| | Required Nos. | Available Nos. |
| Staff Nurses | 450 | 741 |
| Sister Incharge | 75 | 75 |
| ANS | 18 | 18 |
| DNS | 08 | 08 |
| Nursing Superintendent | 01 | 01 |
| Total | 552 | 843 |

| Paramedical and Non-teaching staff | Required Nos. | Available Nos. |
|------------------------------------|---------------|----------------|
| | 188 | 310 |

Signatures of the Assessors

(Dr. Ashwani K. Sood)

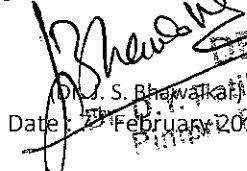
(Dr. Narendra Nath Mukhopadhyay)

Date : 7th February 2017

(Dr. Sushma Kushal Kataria)

(Dr. Vijayanand Choudhary)

Signature of the Dean/Principal


 DEAN
 Dr. S. Bhawani
 Date : 7th February 2017
 Pimpri
 Pimpri Medical College
 Pimpri - 411018.

MEDICAL COLLEGE

3.1 College Website: (to be updated every month with no & date)

| Sr. No. | Details of information | Yes/No |
|---------|---|--------|
| 1 | Dean, Principal & M.S. | Yes |
| 2 | Staff-Teaching & non Teaching* | Yes |
| 3 | Affiliated university and its VC & Registrar. | Yes |
| 4 | Citizen Charter | Yes |
| 5 | List of students admitted category wise (UG & PG) in current and previous year. | Yes |
| 6 | Results of all examinations in previous year. | Yes |
| 7 | Details of members of the Anti Ragging Committee Members with contact details including landline Ph. mobile, email etc. | Yes |
| 8 | Details of members of the Gender Harassment Committee Members with contact details including landline Ph. Mobile, email, etc. | Yes |
| 9 | Toll free number to report ragging. | Yes |

Signatures of the Assessors

(Dr. Ashwani K. Sood)

(Dr. Narendra Nath Mukhopadhyay)

(Dr. Sushma Kushal Kataria)

(Dr. Vijayanand Choudhary)

Date : 7th February 2017

Signature of the Dean/Principal

(Dr. J. S. Bhawalkar)

Date : 7th February 2017

3.2 Teaching Programme* : It consists of

| | |
|--|-----|
| Didactic teaching | Yes |
| Demonstration | Yes |
| Integrated teaching (Horizontal/Vertical teaching) | Yes |
| Clinical posting | Yes |
| Clinical Pathological Conference | Yes |
| Grand Rounds | Yes |
| Statistical Meeting | Yes |
| Seminars | Yes |

Signatures of the Assessors

(Dr. Ashwani K. Sood)

(Dr. Narendra Nath Mukhopadhyay)

Date : 7th February 2017.

(Dr. Sushma Kushal Kataria)

(Dr. Vijayanand Choudhary)

Signature of the Dean/Principal

(Dr. J. S. Bhawalkar)

Date : 7th February 2017

Teaching Facilities :**3.3 Anatomy**

| Required | Available | Required | Available |
|---|--------------------------|--|---|
| Demonstration Room/s • No : 4 • Capacity : 75-100 students | 4 75 students each | AV Aids | Available |
| • Number of practical laboratory/ies : 1 • Number of Lab seats : 150 • Number of microscopes : 150 Dissection Microscopes : 05 | 1 150 152 05 | Museum 50 seating capacity • Mounted specimens • Models - Wet & Dry • Bone Sets-Articulated & Disarticulated • MRI & CT | 50 504 224 11 25 51+ X-ray 225 |
| Number of dissection tables : 30 (Half Standard Size) | 30 | Number of cadavers | 26 |
| Cold store / cooling chambers : 25-30 Bodies | 26 | Storage tank | 14 |
| Embalming room : 1 | 1 | Band saw | 1 |
| Lockers : 250 | 272 | Departmental Library 80-100 books | 419 books |

Adequate exhaust, light, water supply and drainage facilities : Available.

Signatures of the Assessors



(Dr. Ashwani K. Sood)


(Dr. Narendra Nath Mukhopadhyay)


(Dr. Sushma Kushal Kataria)


(Dr. Vijayanand Choudhary)

Signature of the Dean/Principal


(Dr. J. S. Bhawalkar)

Date : 7th February 2017

Date : 7th February 2017

3.4 Physiology

| Required | Available | Required | Available |
|--|--------------------------------------|-------------------------------------|-------------------------|
| Demonstration Rooms: • No. : 4 • Capacity : 60-75 students | Available 4 75 students each | AV Aids | Available |
| Mammalian laboratory-1 120 sq. m. 10 tables x 2 mx 0.6 | Available 150 sq. m. 10 tables | Haematology laboratory 250 sq.m. | Available 375 sq. m. |
| Departmental Library 80-100 books | Available 255 books | Clinical Physiology 120 sq. m. | Available 150 sq. m. |
| Preparation rooms : 3 | Available | | |

Signatures of the Assessors

(Dr. Ashwani K. Sood) (Dr. Narendra Nath Mukhopadhyay)
Date : 7th February 2017

(Dr. Sushma Kushal Kataria) (Dr. Vijayanand Choudhary)

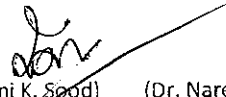
Signature of the Dean/Principal

(Dr. J. S. Bhawalkar)
Date: 7th February 2017



3.5 Biochemistry

| Required | Available | Required | Available |
|---|---------------------------------------|---|------------------------|
| Demonstration Rooms: <ul style="list-style-type: none"> No. : 4 Capacity : 60-75 students each | Available 4 75 students each | AV Aids | Available |
| Number of practical laboratory/ies - 01 | Available | Library / Seminar rooms 80-100 books | Available 180 books |
| Number of Lab seats | 160 seats | | |

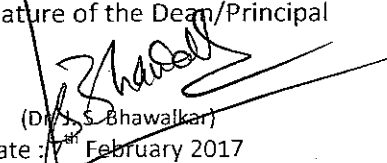
Signatures of the Assessors


 (Dr. Ashwani K. Sood) (Dr. Narendra Nath Mukhopadhyay)

Date : 7th February 2017

 
 (Dr. Sushma Kushal Kataria) (Dr. Vijayanand Choudhary)

Signature of the Dean/Principal


 (Dr. S. Bhawalkar)
 Date : 7th February 2017

3.6 Pathology

| Required | Available | Required | Available |
|--|--|---|--|
| Demonstration Room/s <ul style="list-style-type: none"> No. : 4 Capacity : 60-75 students each | Available 4 75 students each | AV Aids | Available |
| Practical labs. <ul style="list-style-type: none"> Morbid Anatomy/Histopath./ Cytology : 375 sq. m. Microscopes : 125 Clinical Pathology/Haematology : 375 sq. m. Microscopes 125 | Available 375 sq.m. 125 Available 375 sq.m. 125 | <u>Museum</u> : 150 sq. m. Seating capacity 80-100 students <u>Specimens</u> <ul style="list-style-type: none"> Mounted Unmounted Catalogues | 180 sq. m. 80 800 160 16 |
| Departmental library - 80-100 books | 193 books | | |

Signatures of the Assessors

(Dr. Ashwani K. Sood)

(Dr. Narendra Nath Mukhopadhyay)

(Dr. Sushma Kushal Kataria)

(Dr. Vijayanand Choudhary)

Signature of the Dean/Principal


(Dr. J. S. Bhawalkar)

Date : 7th February 2017Date : 7th February 2017

3.7 Microbiology

| Required | Available | Required | Available |
|---|--------------------------|--|--|
| Demonstration Room/s • No. : 4 • Capacity : 60-75 students | 4 75 students each | AV Aids | Available |
| • Number of practical laboratory-01 • Number of Lab seats -160 • Number of microscopes/laboratory -120 | 01 160 120 | Media preparation facility Autoclaving Washing and drying room | Available Available Available |
| Number of service laboratories : 7 1. Bacteriology including Anaerobic 2. Serology 3. Virology 4. Parasitology 5. Mycology 6. Tuberculosis 7. Immunology | 7 | Museum 120 sq. m. • Specimens • Charts • Models • Catalogue • Seating capacity 75 students | 120 sq. m. 05 160 22 20 75 students |
| Departmental library - 80-100 Books | 162 | | |


Signatures of the Assessors




(Dr. Ashwani K. Sood)



(Dr. Narendra Nath Mukhopadhyay)




(Dr. Sushma Kushal Kataria)



(Dr. Vijayanand Choudhary)

Signature of the Dean/Principal




(Dr. J. S. Bhawalkar)

Date : 7th February 2017Date : 7th February 2017


3.8 Pharmacology

| Required | Available | Required | Available |
|--|--|---|---|
| Demonstration Room/s <ul style="list-style-type: none"> No. : 4 Capacity : 60-75 | Available 4 75 students each | AV Aids | Available |
| Experimental Pharmacology : 300 sq. m. | 1 375 sq. m. | <u>Museum</u> : 175 sq. m. <ul style="list-style-type: none"> Seating capacity : 75 Specimens Charts Models History of Medicine Catalogues : 20 | 175 sq. m. 75 600 drugs 60 20 35 photographs 40 |
| Clinical pharmacology/pharmacy : 1 150 sq. m. Capacity : 70 | One : 150 sq. m., Capacity : 70 (Sharing with Forensic Medicine Dept.) | | |
| Departmental Library 80-100 books | 428 books | | |

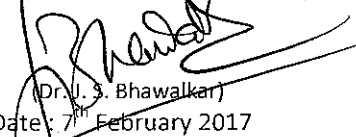
Signatures of the Assessors


 (Dr. Ashwani K. Sood) (Dr. Narendra Nath Mukhopadhyay)

Date : 7th February 2017


 (Dr. Sushma Kushal Kataria) (Dr. Vijayanand Choudhary)

Signature of the Dean/Principal



 (Dr. J. S. Bhawalkar)

Date : 7th February 2017

3.9 Forensic Medicine

| Required | Available | Required | Available |
|---|---|---|---|
| Demonstration Room/s <ul style="list-style-type: none"> No. : 4 Capacity : 60-75 students | Available 4 75 students each | AV Aids | Available |
| <ul style="list-style-type: none"> Forensic histopathology : 275 sq. m. Serology Anthropology and Technology - for examination of specimens, tests | Available Shared with Pathology Dept. Available | Museum : 225 sq. m. <ul style="list-style-type: none"> Medico-legal specimens Charts Phototype fire arms Slides Poisons Photographs Catalogues | Available, 230 sq. m. <ul style="list-style-type: none"> 42 160 159 10 183 27 30 |
| Autopsy room : 500 sq. m. Location - In/near hospital in separate structure) | 500 sq. m. | | |
| Cold storage | Two cabinets with 3 dead bodies each and one cabinet for 6 dead bodies | | |
| Departmental library - 80-100 books | 112 | | |


Signatures of the Assessors




(Dr. Ashwani K. Sood)



(Dr. Narendra Nath Mukhopadhyay)




(Dr. Sushma Kushal Kataria)



(Dr. Vijayanand Choudhary)

Signature of the Dean/Principal




(Dr. J. S. Bhawalkar)

Date : 7th February 2017Date : 7th February 2017

3.10 Community Medicine

| Required | Available | Required | Available |
|---|---|-----------------------------|-------------------------|
| Demonstration Room/s <ul style="list-style-type: none"> • No. : 4 • Capacity : 60-75 students | Available | AV Aids | Available |
| Museum : 175 sq. m. <ul style="list-style-type: none"> • Charts • Models • Specimens • Catalogues | Available 175 sq.m. 168 37 322 108 | Practical Lab. : 375 sq. m. | Available 375 sq. m. |
| Departmental Library - 80-100 books | 466 Books | | |


Signatures of the Assessors




(Dr. Ashwani K. Sood)



(Dr. Narendra Nath Mukhopadhyay)

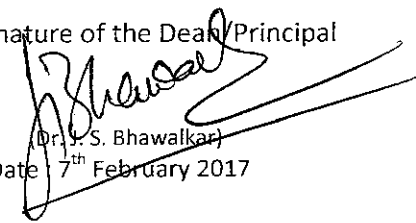


(Dr. Sushma Kushal Kataria)



(Dr. Vijayanand Choudhary)

Signature of the Dean/Principal



(Dr. S. S. Bhawalkar)

Date : 7th February 2017


Date : 7th February 2017


3.11 Health Centers (Department of Community Medicine)

RHTC : Alandi (Place) 13km (Distance from the College)

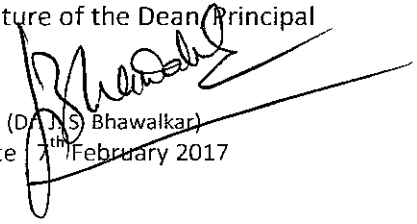
| | |
|--|--|
| Population covered by the RHTC | 39,486 |
| It is affiliated to College | Yes |
| Students and interns posted in batches of <u>35-40</u> throughout the year. | 35-40 Interns throughout the year and students in two groups of 25 are posted. |
| Separate blocks for accommodating boys in <u>15</u> rooms having <u>30</u> beds. Girls <u>7</u> rooms having <u>15</u> beds. | Available in two separate buildings. |
| Facilities for cooking & dining - | Yes, available |
| Daily OPD/IPD | 100/08 Average |
| Specialist visits if any | Paediatrics and Dental Surgery daily, Medicine, Surgery, Orthopaedics, Respiratory Medicine, Psychiatry, Dermatology, Ophthalmology, ENT once a week. Obstetrics & Gynaecology twice a week. |
| Cold chain equipment available | Yes |
| Survey/MCH/Immunization/FP registers | Available |
| Activities under the National Health Programmes | Conducted regularly. |

Signatures of the Assessors


(Dr. Ashwani K. Sood) (Dr. Narendra Nath Mukhopadhyay)
Date : 7th February 2017


(Dr. Sushma Kushal Kataria) (Dr. Vijayanand Choudhary)

Signature of the Dean/Principal


(Dr. J.S. Bhawalkar)
Date : 7th February 2017

3.12 Details of U.H.T.C.: Ajmera, Pimpri Place 2.5 km Distance from College

| | |
|---|--|
| Population covered by the UHTC | 32,084 |
| It is affiliated to College | Yes |
| Students and interns posted in batches of 50 and 10 to 15 respectively. | Students: In two groups of 25 each. Interns :35-40 throughout the year per batch. |
| Daily OPD/IPD | 60 / Nil |
| Survey/MCH/Immunization/FP registers | Available |
| Specialist visits if any | Paediatrics , Orthopaedics, Ophthalmology, Skin & VD, Pulmonary Medicine, Surgery, ENT, Medicine, Psychiatry and Obstetrics Specialists visit once a week. |
| Deficiency if any | Nil |

Signatures of the Assessors

(Dr. Ashwani K. Sood)

(Dr. Narendra Nath Mukhopadhyay)

Date : 7th February 2017

(Dr. Sushma Kúshal Kataria)

(Dr. Vijayanand Choudhary)

Signature of the Dean/Principal

(Dr. J. S. Bhawalkar)


Date : 7th February 2017

DEAN
Dr. J. S. Bhawalkar
Patil Medical College
Pimpri, Pune- 411018.


3.13 CONDUCT OF III MBBS EXAMINATION (only for recognition under 11(2))

- University which conducts Examination : Dr. D. Y. Patil Vidyapeeth, Pimpri, Pune
- No. of Candidates appeared in Examination : General Surgery : 225
General Medicine : 225
Paediatrics : 224
Obstetrics & Gynaecology : 228
- The III MBBS examination (Part-II) was conducted satisfactorily : As per the assessment report available with the College authorities.
- Centre for written/practical examination : Dr. D. Y. Patil Medical College, Hospital & Research Centre, Pimpri, Pune
- Was the standard sufficient for MBBS Examination as required by Regulations of the Medical Council of India ? : As per the assessment report available with the College authorities.

Signatures of the Assessors



(Dr. Ashwani K. Sood)


(Dr. Narendra Nath Mukhopadhyay)


(Dr. Sushma Kushal Kataria)


(Dr. Vijayanand Choudhary)

Signature of the Dean/Principal


(Dr. J.S. Bhawalkar)
Date: 7th February 2017

Date : 7th February 2017

3.14

Medical College-Staff Strength:

Name of College : Dr. D. Y. Patil Medical College, Hospital & Research Centre, Pimpri, Pune 18

Number of students - 250

PG Courses (Yes)

Calculation Sheet (Date : 6th & 7th February 2017)

Additional 5 C-arms mobile x-ray machines are also available.

| Department | Designation | Requirement as per MSR (UG) | Additional faculty required for running PG courses (if any) | Total (UG + PG) | Accepted | Deficiency |
|--------------|--------------|-----------------------------|---|-----------------|----------|--|
| Anatomy | Professor | 1 | 0 | 1 | 3 | Deficiency of one Associate Prof. compensated by excess of Prof. |
| | Assoc. Prof. | 2 | 0 | 2 | 1 | |
| | Asstt.Prof. | 4 | 0 | 4 | 6 | |
| | Tutor | 5 | 0 | 5 | 7 | |
| Physiology | Professor | 1 | 0 | 1 | 3 | |
| | Assoc. Prof. | 2 | 0 | 2 | 2 | |
| | Asstt.Prof. | 4 | 0 | 4 | 6 | |
| | Tutor | 5 | 0 | 5 | 6 | |
| Biochemistry | Professor | 1 | 0 | 1 | 4 | |
| | Assoc. Prof. | 2 | 0 | 2 | 3 | |
| | Asstt.Prof. | 4 | 0 | 4 | 4 | |
| | Tutor | 5 | 0 | 5 | 6 | |

Signatures of the Assessors

(Dr. Ashwani K. Sood)

(Dr. Narendra Nath Makhopadhyay)

(Dr. Sushma Kushal Kataria)

(Dr. Vijayanand Choudhary)


Signature of the Dean/Principal

(Dr. S. Bhawalkar)

Date : 7th February 2017Date : 7th February 2017

| Department | Designation | Requirement as per MSR (UG) | Additional faculty required for running PG courses (if any) | Total (UG + PG) | Accepted | Deficiency |
|-------------------|--------------|-----------------------------|---|-----------------|----------|--|
| Pharmacology | Professor | 1 | 0 | 1 | 3 | Deficiency of two Associate Prof. compensated by excess of two Professors |
| | Assoc. Prof. | 2 | 0 | 2 | 0 | |
| | Asstt.Prof. | 3 | 0 | 3 | 6 | |
| | Tutor | 4 | 0 | 4 | 4 | |
| Pathology | Professor | 1 | 0 | 1 | 6 | Deficiency of one Associate Prof. compensated by excess of Professor |
| | Assoc. Prof. | 4 | 2 | 6 | 5 | |
| | Asstt.Prof. | 4 | 2 | 6 | 7 | |
| | Tutor | 6 | 1 | 7 | 7 | |
| Microbiology | Professor | 1 | 0 | 1 | 4 | |
| | Assoc. Prof. | 2 | 0 | 2 | 2 | |
| | Asstt.Prof. | 4 | 0 | 4 | 4 | |
| | Tutor | 5 | 0 | 5 | 5 | |
| Forensic Medicine | Professor | 1 | 0 | 1 | 2 | Deficiency of one Assistant Prof. compensated by excess of Associate Professor |
| | Assoc. Prof. | 1 | 0 | 1 | 3 | |
| | Asstt.Prof. | 2 | 0 | 2 | 1 | |
| | Tutor | 4 | 0 | 4 | 5 | |


Signatures of the Assessors



(Dr. Ashwani K. Sood)



(Dr. Narendra Nath Mukhopadhyay)

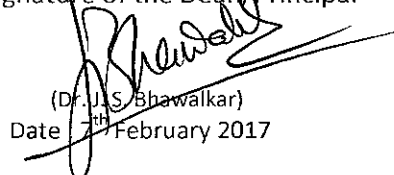


(Dr. Sushma Kushal Kataria)



(Dr. Vijayanand Choudhary)

Signature of the Dean/Principal



(Dr. J. S. Bhawalkar)

Date : 7th February 2017Date : 7th February 2017

| Department | Designation | Requirement as per MSR (UG) | Additional faculty required for running PG courses (if any) | Total (UG + PG) | Accepted | Deficiency |
|-------------------------------------|---------------------------------|-----------------------------|---|-----------------|----------|--|
| Community Medicine | Professor | 1 | 0 | 1 | 5 | |
| | Assoc. Prof. | 2 | 0 | 2 | 3 | |
| | Asstt.Prof. | 5 | 0 | 5 | 6 | |
| | Epidemio-Logist-Cum-Asstt.Prof. | 1 | 0 | 1 | 1 | |
| | Statistician-Cum-Tutor | 1 | 0 | 1 | 1 | |
| | Tutor | 5 | 0 | 5 | 6 | |
| General Medicine | Professor | 1 | 0 | 1 | 11 | |
| | Assoc. Prof. | 7 | 1 | 8 | 6 | Deficiency of two Associate Prof. compensated by excess of Professors |
| | Asstt.Prof. | 8 | 7 | 15 | 11 | Deficiency of four Assistant Prof. compensated by excess of Professors |
| | Sr. Resident | 8 | 0 | 8 | 12 | |
| | Jr. Resident | 16 | 0 | 16 | 30 | |
| Paediatrics | Professor | 1 | 0 | 1 | 7 | |
| | Assoc. Prof. | 3 | 2 | 5 | 4 | Deficiency of one Associate Prof. compensated by excess of Professors |
| | Asstt.Prof. | 4 | 5 | 9 | 7 | Deficiency of two Assistant Prof. compensated by excess of Professors |
| | Sr. Resident | 4 | 1 | 5 | 14 | |
| | Jr. Resident | 8 | 2 | 10 | 23 | |
| Tuberculosis & Respiratory Diseases | Professor | 1 | 0 | 1 | 3 | |
| | Assoc. Prof. | 1 | 1 | 2 | 2 | |
| | Asstt.Prof. | 2 | 1 | 3 | 3 | |
| | Sr. Resident | 2 | 0 | 2 | 4 | |
| | Jr. Resident | 4 | 0 | 4 | 7 | |

Signatures of the Assessors

(Dr. Ashwani K. Sood)

(Dr. Narendra Nath Mukhopadhyay)

(Dr. Sushma Kushal Kataria)

(Dr. Vijayanand Choudhary)

Date : 7th February 2017

Signature of the Dean/Principal

(Dr. J. S. Bhawalkar)

Date : 7th February 2017

| Department | Designation | Requirement as per MSR (UG) | Additional faculty required for running PG courses (if any) | Total (UG + PG) | Accepted | Deficiency |
|------------------------------------|--------------|-----------------------------|---|-----------------|----------|---|
| Dermatology, Venereology & Leprosy | Professor | 1 | 0 | 1 | 3 | |
| | Assoc. Prof. | 1 | 2 | 3 | 3 | |
| | Asstt.Prof. | 1 | 4 | 5 | 4 | Deficiency of one Assistant Prof. compensated by excess of Professors |
| | Sr. Resident | 1 | 2 | 3 | 4 | |
| | Jr. Resident | 2 | 4 | 6 | 6 | |
| Psychiatry | Professor | 1 | 0 | 1 | 4 | |
| | Assoc. Prof. | 1 | 1 | 2 | 2 | |
| | Asstt.Prof. | 1 | 2 | 3 | 2 | Deficiency of one Assistant Prof. compensated by excess of Professors |
| | Sr. Resident | 1 | 1 | 2 | 3 | |
| | Jr. Resident | 2 | 2 | 4 | 8 | |
| General Surgery | Professor | 1 | 0 | 1 | 7 | |
| | Assoc. Prof. | 7 | 1 | 8 | 6 | Deficiency of two Associate Prof. compensated by excess of Professors |
| | Asstt.Prof. | 8 | 7 | 15 | 12 | Deficiency of three Assistant Prof. compensated by excess of Professors |
| | Sr. Resident | 8 | 0 | 8 | 8 | |
| | Jr. Resident | 16 | 0 | 16 | 27 | |

Signatures of the Assessors

(Dr. Ashwani K. Sood)

(Dr. Narendra Nath Mukhopadhyay)

Date : 7th February 2017

(Dr. Sushma Kushal Kataria)

(Dr. Vijayanand Choudhary)

Signature of the Dean/Principal

(Dr. S. Bhawalkar)

Date : 7th February 2017

| Department | Designation | Requirement as per MSR (UG) | Additional faculty required for running PG courses (if any) | Total (UG + PG) | Accepted | Deficiency |
|-----------------------|--------------|-----------------------------|---|-----------------|----------|---|
| Orthopaedics | Professor | 1 | 0 | 1 | 4 | |
| | Assoc. Prof. | 4 | 1 | 5 | 4 | Deficiency of one Associate Prof. compensated by excess of Professors |
| | Asstt.Prof. | 5 | 4 | 9 | 8 | Deficiency of one Assistant Prof. compensated by excess of Professors |
| | Sr. Resident | 5 | 0 | 5 | 6 | |
| | Jr. Resident | 10 | 0 | 10 | 16 | |
| | | | | | | |
| Oto-Rhino-Laryngology | Professor | 1 | 0 | 1 | 3 | |
| | Assoc. Prof. | 1 | 1 | 2 | 2 | |
| | Asstt.Prof. | 1 | 0 | 1 | 4 | |
| | Sr. Resident | 1 | 0 | 1 | 2 | |
| | Jr. Resident | 2 | 0 | 2 | 10 | |
| Ophthalmology | Professor | 1 | 0 | 1 | 4 | |
| | Assoc. Prof. | 1 | 2 | 3 | 1 | Deficiency of two Associate Prof. compensated by excess of Professors |
| | Asstt.Prof. | 2 | 3 | 5 | 4 | Deficiency of one Assistant Prof. compensated by excess of Professors |
| | Sr. Resident | 2 | 1 | 3 | 4 | |
| | Jr. Resident | 4 | 2 | 6 | 12 | |
| | | | | | | |

Signatures of the Assessors

(Dr. Ashwani K. Sood)

(Dr. Narendra Nath Mukhopadhyay)

(Dr. Sushma Kushal Kataria)

(Dr. Vijayanand Choudhary)

Date: 7th February 2017

Signature of the Dean/Principal

(Dr. J. S. Bhawalkar)

Date: 7th February 2017

| Department | Designation | Requirement as per MSR (UG) | Additional faculty required for running PG courses (if any) | Total (UG + PG) | Accepted | Deficiency |
|--------------------------|--------------|-----------------------------|---|-----------------|----------|--|
| Obstetrics & Gynaecology | Professor | 1 | 0 | 1 | 7 | |
| | Assoc. Prof. | 4 | 1 | 5 | 3 | Deficiency of two Associate Prof. compensated by excess of Professors |
| | Asstt.Prof. | 5 | 4 | 9 | 8 | Deficiency of one Assistant Prof. compensated by excess of Professors |
| | Sr. Resident | 5 | 0 | 5 | 9 | |
| | Jr. Resident | 10 | 0 | 10 | 20 | |
| Anaesthesiology | Professor | 1 | 0 | 1 | 6 | |
| | Assoc. Prof. | 4 | 1 | 5 | 3 | Deficiency of two Associate Prof. compensated by excess of Professors |
| | Asstt.Prof. | 6 | 1 | 7 | 9 | |
| | Sr. Resident | 4 | 1 | 5 | 5 | |
| | Jr. Resident | 7 | 0 | 7 | 11 | |
| Radio-Diagnosis | Professor | 1 | 0 | 1 | 5 | |
| | Assoc. Prof. | 2 | 1 | 3 | 2 | Deficiency of one Associate Prof. compensated by excess of Professors |
| | Asstt.Prof. | 2 | 1 | 3 | 7 | |
| | Sr. Resident | 3 | 1 | 4 | 4 | |
| Dentistry | Professor | | | | | Separate Dental College (Dr. D. Y. Patil Dental College) in the same campus. |
| | Assoc. Prof. | | | | | |
| | Asstt.Prof. | | | | | |
| | Tutor/JR | | | | | |

Signatures of the Assessors

(Dr. Ashwani K. Sood)

(Dr. Narendra Nath Mukhopadhyay)

Date : 7th February 2017

(Dr. Sushma Kushal Kataria)

(Dr. Vijayanand Choudhary)


Signature of the Dean/Principal


(Dr. V. S. Bhawalkar)


Date: 7th February 2017


| |
|---|
| Notes: |
| For purpose of working out the deficiency: |
| (1) The deficiency of teaching faculty and Resident Doctors shall be counted separately. |
| (A) For Teaching Faculty: |
| (a) For calculating the deficiency of faculty, Prof., Assoc Prof., Asst. Prof & Tutor in respective departments shall be counted together. |
| (b) Any excess teaching faculty in higher cadre can compensate the deficiency of lower cadre of the same department only. |
| (c) Any excess teaching faculty of lower cadre/ category in any department cannot compensate the deficiency of any teaching faculty in the higher cadre/category of the same department or any other department. e.g. excess of Assistant Professor cannot compensate the deficiency of Associate Professor or Professor. |
| (d) Excess/Extra teaching faculty of any department cannot compensate the deficiency of any teaching faculty in any other department. |
| (B) For Resident Doctors: |
| (a) Excess of SR can be compensated to the deficiency of JR of the same department only. |
| (b) Excess SR/JR of any department cannot compensate the deficiency of SR/JR in any other department. |
| (c) Any excess of JR cannot compensate the deficiency of SR in same or any other department. |
| (d) Any excess/ extra teaching faculty of same or any other department cannot compensate the deficiency of SR/JR. e.g. excess of Assistant Professor cannot compensate the deficiency of SR or JR. |
| (2) A separate department of Dentistry/Dental faculty is not required where a dental college is available in same campus/city and run by the same management. |
| (3) Colleges running PG program require additional staff, beds & other requirements as per the PG Regulations - 2000. |

Signatures of the Assessors



 (Dr. Ashwani K. Sood)


 (Dr. Narendra Nath Mukhopadhyay)


 (Dr. Sushma Kushal Kataria)


 (Dr. Vijayanand Choudhary)

Signature of the Dean/Principal


 (Dr. S. Bhawalkar)

Date : 7th February 2017

3.15 Details of Faculty/Residents not counted/accepted.

(Only faculty/residents who signed attendance sheet before 11:00 am on the first day of assessment should be verified. (In case of Junior Residents/Senior Residents on night duty, 12:00 noon.) No verification of Declaration forms should be done for the faculty/residents coming after 11:00 am of the first day of assessment)

| Sr. No | Name | Designation | Department | Remarks/Reasons for Not Considering |
|--------|------------------------|-----------------|------------|---|
| 1 | Dr. Iqbal Mohammed Ali | Professor | Surgery | On leave |
| 2 | Dr. Trupti P. Tonape | Associate Prof. | Surgery | Not accepted as Associate Professor because experience of Assistant Professor, 4 years and 1 month with one publication. Accepted as Assistant Professor |
| 3 | Dr. Neelam Bala Prasad | Associate Prof. | Physiology | Not accepted as Associate Professor because of her experience as Ph. D. Scholar is not counted as she was in the Dr. D. Y. Patil Medical College, while pursuing Ph. D. programme as her guide is from S. N. Medical College, Nav Nagar, Bagalkot District (Karnataka). However, she has been accepted as Associate Professor during the previous inspection, she has been accepted as Assistant Professor in the current assessment in the faculty of Physiology and matter may kindly be taken up with TEQ eligibility committee. |

3.16 1) Deficiency of Teaching Faculty: 0%

2) Deficiency of Resident doctors: 0%

Signatures of the Assessors

(Dr. Ashwani K. Sood) (Dr. Narendra Nath Mukhopadhyay)
Date : 7th February 2017

(Dr. Sushma Kushal Kataria) (Dr. Vijayanand Choudhary)

Signature of the Dean/Principal


(Dr. J. S. Bhawalkar)
Date : 7th February 2017

Jan 1
45


Summary of Assessment

1. Dr. D. Y. Patil Medical College, Hospital and Research Centre, Pimpri, Pune, is run by a Trust.
2. The college has got LOP from GOI/MCI with intake of 250 seats for last academic year 2012-13.
3. Type of assessment : Recognition / approval No. of seats: 250
4. PG courses : Yes
5. Deficiency of the infrastructure of college and hospital If any : No deficiency observed.
6. Deficiency of clinical material If any: No deficiency observed.
7. Deficiency of teaching staff if any:
Shortage of teaching faculty is : 0%
8. Deficiency of resident doctors if any:
Shortage of resident doctors is : 0%
9. Any other Remarks
 - o The Institution has got good infrastructure and high OPD patients workload and well equipped labs and ancillary departments. The newly constructed wards and intensive care units are well equipped.
 - o The Central Library is one of the best as per the number of books, journals (hard copy and online) and the seating arrangements.

Signatures of the Assessors


(Dr. Ashwani K. Sood)
Coordinator

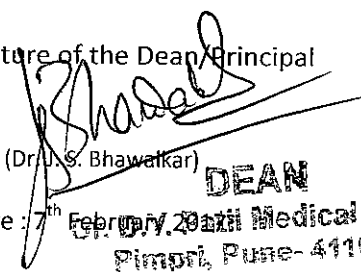

(Dr. Narendra Nath Mukhopadhyay)


(Dr. Sushma Kushal Kataria)


(Dr. Vijayanand Choudhary)

Date : 7th February 2017

Signature of the Dean/Principal


(Dr. J. S. Bhawalkar)

DEAN

Date : 7th February 2017
Dr. D. Y. Patil Medical College
Pimpri, Pune- 411016.

166-99
13-12-16



MEDICAL COUNCIL OF INDIA

STANDARD INSPECTION FORM

FORM - C

On the

Final M.B.B.S. Examination of Dr. D. Y. Patil Vidyapeeth, Pune

(Deemed University)

In the subject of

PAEDIATRICS

held at

Padmashree Dr. D. Y. Patil Medical College & Hospital & Research Centre

Place - Pimpri, Pune, Maharashtra

Shankar
10/12/16.


DEAN
Dr. D.Y. Patil Medical College
Pimpri, Pune- 411018.


Ramesh S. Ramesh
10/12/16

Dr. Rajit U. Debn

1. Date of Inspection : 10th Dec. 2016
2. Names of Inspectors : 1. Dr. R. K. Deka,
Professor, Dept. of General Surgery,
Guwahati Medical College,
Guwahati, Assam.
2. Dr. Rakesh Mondal
Professor,
Department of Paediatrics,
Medical College Kolkata,
Calcutta, West Bengal
3. Date of last Inspection/Visitation : 01/09/2015 & 02/09/2015
4. Name of last inspectors/Visitors : Dr. Bharat Jain,
Prof. & HOD, Dept. of Pathology,
Gajra Raja Medical College,
Gwalior, Madhya Pradesh
- Dr. Noorjahan Begam
Prof. & HOD, Department of Physiology,
Vijaynagar Institute of Medical Sciences,
Ballary, Karanataka
- Dr. B. G. Lepakshi
Professor and HOD,
Department of Obstetrics & Gynaecology,
Shimoga, Karnataka
- Dr. R. P. Singh
Professor,
Department of Paediatrics,
Government Medical College,
Kannauj, Uttar Pradesh

| Defects pointed out in the last inspection/visitation if any | Remarks by the University |
|---|--|
| As per SAF II, Department of Microbiology and Community Medicine, Histology and Histopathology and Pharmacology and Forensic Medicine are sharing their practical laboratories. | There are 6 laboratories 375 sq. m. each and 2 laboratories of 150 sq. m. areas each. All these laboratories are used as per MCI Guidelines as laid down Minimum Standard Requirements for 250 admissions annually regulations, 1999 (Amended upto July 2015). "A.1.17 All of these laboratories may be used in common with various departments e.g. Histology and Histopathology, Biochemistry and Clinical Pharmacology, Haematology and Pathology; Microbiology and Community Medicine". |


10/12/16.
DEAN
Dr. D.Y. Patil Medical College
Pimpr, Pune- 411018.


2
10/12/16
Dr. Rakesh Mondal



A. Scheme of Examination

1. Theory
2. Clinical / practical
3. Oral
- } Marks allotted, minimum marks for passing the exam.- Tabulated below

| | | Marks allotted | Total marks allotted |
|---------------------|-----------|----------------|----------------------|
| Theory Paper | | 40 | |
| Viva | | 10 | 50 |
| Clinical | | 30 | 30 |
| Internal Assessment | Theory | 10 | 20 |
| | Practical | 10 | |
| Total | | | 100 |

Minimum marks for Passing the Exam: - 50 %
Each in Theory & Practical Including Internal Assessment i.e. total of 50 out of 100.


B. Theory


1. Theory paper-1 (One), Subject Pediatrics, Time for the paper:- 2 1/2 Hours (copy of paper may attached C Annexure No 1).

Theory Paper Paediatrics including Neonatology 05/12/16 2 ½ hours

1. Dates on which conducted : 05th December 2016

2. Where conducted : Examination Halls of Dr. D.Y.Patil Medical College, Hospital & Research Centre Sant Tukaram Nagar, Pimpri Pune-411018.



10/12/16
DEAN
Dr. D.Y. Patil Medical College
Pimpri, Pune- 411018.

3

17/12
Dr. Ramesh



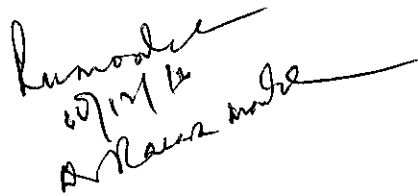
3. Invigilation arrangements : 10 No. of invigilators for 224 Students for examination, No of Supervisors :2, Center Superintendent :- 1 As per University Guidelines
4. No. of candidates appeared : 224
5. Papers setters : As appointed by University

| | Name & Qualification | Designation | Experience as Examiner |
|----------|----------------------|---------------------|------------------------|
| Internal | Dr. N.S. Deshpande | Professor | 20yrs,6months |
| | Dr. Maya Borle | Associate Professor | 10yrs,3months |
| External | Dr. Gargi H. Pathak | Professor | 10yrs |
| | Dr. A. H. Budensab | Professor | 10yrs |


10/12/16.

DEAN

**Dr. D.Y. Patil Medical College
Pimpri, Pune- 411018.**


10/12/16
A. Ramesh Babu



Remarks by the Inspectors/Visitors regarding

- a) Nature of the questions.
Optimum for the assessment of III MBBS – Part II (Paediatrics). Questions paper is attached as annexure I.
Section A - Single sentence answer - 8 x 1= 8 marks
- Long answer questions - 2 x 7 = 14 marks
Section B - Shorts answer question - 6 x 3= 18 marks
- b) Do they cover the whole field of prescribed curriculum - Adequate
- c) What is the standard displayed in the answer - Adequate, as per CAP (Central assessment Programme)
- d) What is the nature of assessment? - Satisfactory
- e) What is the minimum percentage necessary for passing The theory examination. - 50%
- f) What percentage of marks obtained at Periodical examinations conducted during the course is carried forward to the final examination.
Total Internal Assessment is carried out for 140 marks out of which 20 marks are carried to the university examination. Internal Assessment of 20 marks constitutes 20% of total university marks
- g) Method of assessment of examination conducted
During the course of study to be clearly stated. A Theory Exam in the pattern of final Exam & as per the syllabus completed till that term is held the at the end of the term.

| Term | Marks |
|---------------------------------------|------------|
| VI (End of 6 th Term) | 50 marks |
| VIII (End of 8 th Term) | 50 marks |
| Total | 100 Marks |
| Proportionate Reduction to | 5 Marks |
| IX Term Prelim | 40 marks |
| Proportionate Reduction to | 5 Marks |
| Total Marks | 5 + 5 = 10 |

Shawel
10/12/12.
DEAN
Dr. D.Y. Patil Medical College
Pimpri, Pune- 411018.

Kumar
10/12/12
Dr. Ramesh Kumar

Patil

- h) How has it influenced the result at the final examination.
The examination is under process. The result is to be compiled.
In the year 2015-16

II. Practical/clinical

How is the practical examination conducted give details.

Students are divided in 9 batches, each batch with 26 students and they are given long & short cases (duration of examination 7th to 17th December 2016). One batch is examined daily. On the day of inspection on 10th December 2016, batch C from Roll No. 052 to 076 have appeared for practical examination.

Was conducted As per University Time table from 7th to 17th December (7th to 10th First Half and 13th to 17th Second Half)

The student are divided into Two batches per day.

Each Student has to present

- i) One long case - 20 marks
- ii) One short case - 10 marks
- iii) Table viva - 10 marks

Does the practical cover the different branches of the subject?

Yes

- a) Time allotted for section.
- i) Long case 40 min (30 minutes for case Examination + 10 Minutes for Assessment)
 - ii) Each Short case 20 min (15 minutes for case examination + 5 Minutes for Assessment)
 - iii) Table Viva 10 min
- b) Examiners : As allotted by University's (Inspection done on 10-12-2016)
Appointment letters and brief CV of examiners (first half) attached

| 1 st half (07 th -10 th Dec.) | Names & qualification | Designation | Experiences examiner |
|---|--------------------------|-----------------|-------------------------|
| Internal | Dr.Sharad Agarkhedkar | Professor & HOD | 20 yrs |
| | Dr.Vineeta Pande | Professor | 12 yrs |
| External | Dr. Bela Shah | Professor | 13 yrs |
| | Dr. Rupesh Masand | Professor | 10yrs,7months |

| 2nd half (13 th -17 th Dec.) | Names & qualification | Designation | Experiences examiner |
|---|--------------------------|-----------------|-------------------------|
| Internal | Dr.Sharad Agarkhedkar | Professor & HOD | 20 yrs |
| | Dr.G.R.Karambelkar | Professor | 22yrs |
| External | Dr. Ravi Patil | Professor & HOD | --- |
| | Dr. Pradeep Meena | Professor | --- |

Mode & conduct of practical.

The students are divided into 9 batches of 25 to 26 students per day.
Each student is assessed by a set of one external and one internal
examiner for long case, short case & viva voice.

Is it in batches or otherwise.
Yes in batches

- c) Are there other centers where the
Examination is conducted by the same University?
No

If so, where?
NA

- i) Do the same examiners conduct the examination in other centers too?
NA

- ii) If not what steps are taken to ensure uniformity of standard. Not applicable

- d) Date of Examination
7th, 8th, 9th, 10th, 13th, 14th, 15th, 16th, 17th Dec 2016. (11th & 12th Dec. are
holiday)

- e) Date and time when the examination was inspected.
Date : 10th Dec. 2016 (9am to 5pm)

- f) Are the invigilation arrangements satisfactory?
Yes

- g) No. of candidates appeared.
224

- h) Number & type of questions (a copy of the question paper may be attached)
Theory paper attached.

DEAN

Dr. D.Y. Patil Medical College
Pimpri, Pune- 411018.

7
Ramesh
10/12/16

10/12/16

Questions for case presentation are evaluated as follows :-

- 1) Elicitation of history
 - Chief complaint
 - History of present illness
 - Past History, Family history, Perinatal history, Immunization file.
 - Developmental history
- 2) General examination
- 3) Systemic Examination
- 4) Management

- 1) What is the minimum percentage of required for passing.
50 %

Clinical

- 1) Date of Examination. 7th to 17th December
7th to 17th December (7th to 10th 1st half and 13th to 17th 2nd half)
- 2) Date & time when the examination was inspected.
10th December 2016 (9am to 5pm)
- 3) Are the invigilation arrangements satisfactory? (As per University specifications)
Adequate
- 4) No. of candidates appeared
224
- 5) Long Cases
Adequate number of long cases from Pneumonia, Bronchiolitis, Empyema, Anemia, etc. were allotted as per lottery.
- 6) Type of cases given (list may be attached) For each batch
Pool of long cases available
List of cases chosen from the following :-
Acynotic congenital heart disease, Cyanotic congenital heart disease, Rheumatic fever / Rheumatic valvular heart disease, Polyarthritits, Pneumonia, Bronchiolitis, Empyema, Anemia, Hypoproteinemia, Severe acute malnutrition, Hepatomegaly with fever and jaundice, Hepatosplenomegaly with anemia, Nephrotic syndrome, Acute nephritic syndrome, Fever with rash, Fever with generalized Lymphadenopathy, Acute gastroenteritis, etc.
- 7) Time allotted for study of the case.
30 Minutes for examination and 10 minutes for assessment

Ramdas
10/12/16

[Signature]

- 8) Nature of Discussion of case by the candidate.
Fair and average.
- 9) Time of discussion.
10 Minutes
- 10) Was the discussion fair, searching and sufficient practical?
Yes, optimum

Short Cases

1. Type of cases given (List may be attached)
Normal new born, New born with jaundice, Term LBW.
2. How many cases were given to each candidate?
One short case
3. How long did examination in short cases last for each Candidate?
Total 20 minutes (15 minutes for examination and 5 minutes for assessment)
4. Standard displayed by the candidates in general in the clinical part of the examination.
Good
5. How was the assessment done?
Adequate
6. Was it done jointly by more than one Examiner?
Yes. Each short case was assessed by one external & one internal examiner.
7. How many marks are allotted for clinical examination? Total marks –
10Marks
Elicitation of History : 2 marks
Demonstrations of signs : 4 marks
Management & counseling the mother : 4 marks
8. What is the minimum percentage for passing the clinical part?
50 Percent
9. Are marks obtained in any other part of the examination added on to that obtained in the clinical examination?
No


10/12/16.
DEAN

**Dr. D.Y. Patil Medical College
Pimpri, Pune- 411018.**


19/11/16



10. Are marks given for clinical works done in the wards added on to the marks obtained in the clinical examination?

Yes

Internal Assessment - Practical exam is conducted at end of each clinical posting during 6th, 8th and 9th term and a Prelim Exam.

Internal assessment marks are evaluated based on those examinations.


11. If so, to what extent?

As above.

12. How has it influenced the result at the final examination?


The examination is under process. The result is to be compiled.

(Method of assessment of clinical work in the wards may be clearly stated).


10/12/16.

DEAN

**Dr. D.Y. Patil Medical College
Pimpri, Pune-411018.**


12/12/16



VIVA-VOICE

1. What did it consist of
(Give extent of coverage of subject)

Viva A) – Nutrition -

- a) cereals - Rice, Wheat, Bajra ,Jawar
- b) Pulses- Green gram dal, Black gram dal, Red gram dal,
- c) Others- Soyabean, Sabudana, Egg, Ground nut, Jaggery, Sugar.
- d)Fruits – Banana, Apple, Orange

B) Drugs –

Adrenaline, Atropine, Dopamine, Calcium Gluconate, Calcium Chloride,
Sodium bicarbonate, Hydrocortisone. ORS, IVFluids-DNS,NS,RL,5%D,10%D,Isolyte P.

C) Vaccine -

BCG Vaccine, DPT Vaccine, HIB vaccine, HBV, Measles, OPV, IPV, Typhoid,
Rotavirus, MMR vaccine,

D) X-Rays – General : Rickets, Scurvy

Chest-X-ray - Pneumonia, Empyema, Cardiomegaly, Pleural Effusion,
Congenital Heart disease, Pneumothorax, Foreign body.

Abdominal X-ray-Intestinal Obstruction, Hydronephrosis, Renal Stone,
Ureteric Stone.

E) Instruments & procedures : AMBU bag, Foley's catheter,Ryles tube, Infant feeding tube, IV catheter, Blood Transfusion Set, Laryngoscope, Endotracheal tube, Suction catheter, Bone Marrow Biopsy needle, Lumbar Puncture Needle, Sternal puncture needle, Liver biopsy needle, Cord clamp, Resuscitation.

How was it conducted?

Viva was are conducted by a set of one external and one internal examiner.
Each Candidate Examined for 5 Minutes on Each Table (two table).

2. What was the standard?

Satisfactory

3. What was the nature of assessment?

Satisfactory

4. Was it done jointly by more than one examiner?

Yes Viva A & B are conducted by a set of one external and one internal examiner

11

Sumit
10/12/16

[Signature]

DEAN

Dr. D.Y. Patil Medical College
Pimpri, Pune- 411018.

5. How are the marks obtained in different parts of the examination grouped?

| | |
|---|-----------|
| Oral (Viva) | 10 marks |
| Clinical (Bed side) | 30 marks |
| University theory | 40 marks |
| Internal assessment (Theory-10; Practical-10) | 20 marks |
| Total | 100 marks |

6. What is the minimum for passing in each and in the grand total?

50%

7. Results for the last three years.

| Academic Year | Appeared Students | Passed Students | Passing Percentage |
|---------------|-------------------|-----------------|--------------------|
| 2013 | 162 | 153 | 94.4% |
| 2014 | 145 | 134 | 92.4% |
| 2015 | 141 | 133 | 94.32% |

8. No. of students appeared?

| Academic Year | Appeared Students |
|---------------|-------------------|
| 2013 | 162 |
| 2014 | 145 |
| 2015 | 141 |

9. No. of students passed?

| Academic Year | Passed Students |
|---------------|-----------------|
| 2013 | 153 |
| 2014 | 134 |
| 2015 | 133 |

[Signature]
90/12/16
DEAN
Dr. D.Y. Patil Medical College
Pimpri, Pune- 411018.

[Signature]
19/12/16

[Signature]

10. Other remarks if any.

Conclusions:

Was the examination conducted satisfactorily?

As per inspection, examination conducted for 3rd MBBS (Part II) subject Paediatrics of Dr. D. Y. Patil Medical College, Pimpri, Pune was adequate.


Observations of the assessors are to be made in assessment report only.


The total number of daily appearing candidates, the relevant clinical cases and other arrangement of examination was as per norms and satisfactory.

Was the standard sufficient for the M.B.B.S. examination as required by Regulations of the Medical Council of India? - Adequate.


Observations of the assessors are to be made in assessment report only.

The total number of daily appearing candidates, the relevant clinical cases and other arrangement of examination was as per norms and satisfactory.


10/12/16.
DEAN
Dr. D.Y. Patil Medical College
Pimpri, Pune-411018.


17/12/16





MEDICAL COUNCIL OF INDIA

STANDARD INSPECTION FORM

FORM - C

On the

Final M.B.B.S. Examination of Dr. D. Y. Patil Vidyapeeth, Pune
(Deemed University)

In the subject of

OBSTETRICS & GYNAECOLOGY

held at

Padmashree Dr. D. Y. Patil Medical College & Hospital & Research Centre

Place - Pimpri, Pune, Maharashtra

[Signature]
10/12/16.

DEAN
Dr. D.Y. Patil Medical College
Pimpri, Pune- 411018.

¹
[Signature]
10/12/16
[Signature]

[Signature]
Dr. Ranjit U. Deka

1. Date of Inspection : 10th Dec. 2016
2. Names of Inspectors : 1. Dr. R. K. Deka,
Professor, Dept. of General Surgery,
Guwahati Medical College,
Guwahati, Assam.
2. Dr. Rakesh Mondal
Professor,
Department of Paediatrics,
Medical College Kolkata,
Calcutta, West Bengal
3. Date of last Inspection/Visitation : 01/09/2015 & 02/09/2015
4. Name of last inspectors/Visitors : Dr. Bharat Jain,
Prof. & HOD, Dept. of Pathology,
Gajra Raja Medical College,
Gwalior, Madhya Pradesh
- Dr. Noorjahan Begam
Prof. & HOD, Department of Physiology,
Vijaynagar Institute of Medical Sciences,
Ballary, Karanataka
- Dr. B. G. Lepakshi
Professor and HOD,
Department of Obstetrics & Gynaecology,
Shimoga, Karnataka
- Dr. R. P. Singh
Professor,
Department of Paediatrics,
Government Medical College,
Kannauj, Uttar Pradesh

| Defects pointed out in the last inspection/visitation if any | Remarks by the University |
|---|--|
| As per SAF II, Department of Microbiology and Community Medicine, Histology and Histopathology and Pharmacology and Forensic Medicine are sharing their practical laboratories. | There are 6 laboratories 375 sq. m. each and 2 laboratories of 150 sq. m. areas each. All these laboratories are used as per MCI Guidelines as laid down Minimum Standard Requirements for 250 admissions annually regulations, 1999 (Amended upto July 2015). "A.1.17 All of these laboratories may be used in common with various departments e.g. Histology and Histopathology, Biochemistry and Clinical Pharmacology, Haematology and Pathology; Microbiology and Community Medicine". |

- A. Scheme of Examination
1. Theory : 120 Marks
 - (a) 40 marks each 2 papers I & II total 80 marks
 - (b) 20 marks of theory internal assessment
 - (c) 20 marks of Viva voce oral exam
 2. Clinical / Practical: 80 Marks
 - (a) 60 Marks clinical examination
 - (b) 20 Marks of Practical Internal Assessment
 3. Oral: 20 Marks (they merge with theory marks)

Total 200 marks

Minimum marks for Passing the Exam Separate passing with 50% in the 2 heads Theory + oral, Practical.

B. Theory

| 1. Theory paper | Subject | Time for the paper (1 copy of each of the papers is attached). | |
|-----------------|---|--|-----------|
| Paper No. 1 | Obstetric including Social Obstetrics & New born care | 01/12/16 | 2 ½ hours |
| Paper No. 2 | Gynaecology & Family Planning | 02/12/16 | 2 ½ hours |

2. Dates on which conducted : Paper I – 01/12/2016
Paper II – 02/12/2016
3. Where conducted : Exam hall of Dr. D.Y. Patil Medical College, Hospital & Research Centre, Pune -18
4. Invigilation arrangements : Incharge of examination- Dr. A.B. Sapate
12 Invigilator & 2 Supervisors.
5. No. of candidates appeared : 228
6. Papers setters : Panel approved by Dr. D. Y. Patil Vidyapeeth, Pimpri, Pune.

| Name & qualification | Designation | Experience as Examiner |
|--|-------------|------------------------|
| 1) Internal : Dr. S. B. Burute | Professor | Adequate |
| 2) Internal : Dr. Mangal Puri | Professor | Adequate |
| 3) External: Dr. Tushar Kar | Professor | Adequate |
| 4) External : Dr. Guru Prasad Pednekar | Professor | Adequate |

Remarks by the Inspectors/Visitors regarding

- a) Nature of the questions : Optimum for the assessment of MBBS Obstetrics & Gynaecology. Questions papers are attached as annexure I & II
- | | |
|------------------------------------|--------------------|
| Section A - Single sentence answer | - 8 x 1= 8 marks |
| Section B - Shorts answer question | - 6 x 3= 18 marks |
| Section C - Long answer questions | - 2 x 7 = 14 marks |
- b) Do they cover the whole field of prescribed curriculum - Adequate
- c) What is the standard displayed in the answers - Adequate, as per CAP (Central Assessment Programme)
- d) What is the nature of assessment. - Mostly objective assessment is done on structured questions. Each paper independently is assessed by 2 different examiners on bar coded answer papers and the final marks reflect average of two. If >20% variation is observed, 3rd assessment is done
- e) What is the minimum percentage necessary for passing the theory examination - 50%
- f) What percentage of marks obtained at periodical examinations conducted during the course is carried forwarded to the final examination - (a) 2 theory exams are conducted of 60 marks each, one at end of 6th Semester & 2nd at end of 8th Semester.
(b) Theory preliminary exam of 80 marks (2 papers - 40 marks each)
(i) 120 marks converted to 10
(ii) 80 marks converted to 10
Total 20 marks
20 marks are carried forward for Internal Assessment
- g) Method of assessment of examination conducted during the course of study to be clearly stated. - Assessment done by case study, tutorials and seminars followed by periodical examination after every clinical posting.
- h) How has it influenced the result at the examination - Minimum 35% marks are required for qualifying for final examination.

II. Practical/clinical

How is the practical examination conducted give details.

Students are divided in 9 batches, each batch with 26 students and they are given long & short cases (duration of examination 7th to 17th December 2016). One batch is examined daily. On the day of inspection on 10th December 2016, batch B from Roll No. 026 to 051 have appeared for practical examination.

Clinical evaluation done in morning and viva voce in afternoon in the department. Long case & short case are taken by one internal and one external team, oral viva are conducted by one internal + one external team.

Two faculty work as invigilators for smooth conducting and time management.

Does the practical cover the different branches of the subject?

Practical examination –

The clinical examination is done as per standard.

Long case 30 min. case taking + 10 min. discussion

Short case 15 min. case taking + 5 min. discussion

It covers all different aspects of subject - Obstetrics, Gynecology & family planning

a) Time allotted for section.

Long case - 40 min.

Short case - 20 min.


Table viva - 15 min.


b) Examiners

Appointment letter and brief CV of all examiners (attached)

1st half 4 days 7,8,9,10 Dec. 2016 (inspected on 10th Dec. 2016)

| | Names & qualification | Designation | Experience as examiner |
|----------|---|------------------------------|------------------------|
| Internal | Dr. Hemant Deshpande Dr. Meenal Patwekar | Professor & HOD Professor | 20 years 12 years |
| External | Dr. Lalit Kapadia Dr. T. Chandrashekhar | Asso. Professor Professor | 9 years 9 years |


10/12/16.
DEAN
Dr. D.Y. Patil Medical College
Pimpri, Pune- 411018.


19/12/16
Dr. Hemant Deshpande



2nd half 5 days 13,14,15,16,17 Dec. 2016.

| | Names & qualification | Designation | Experience as examiner |
|----------|-----------------------|-----------------|------------------------|
| Internal | Dr. Hemant Deshpande | Prof. & HOD | 20 years |
| | Dr. C. S. Madkar | Professor | 9 years |
| External | Dr. Unmesh Santpur | Professor | --- |
| | Dr. H. E. Ramaraju | Asso. Professor | --- |

Mode & conduct of practical.

Is it in batches or otherwise.

In batches of 26 candidates in each batch. Total 9 batches. Each student is given Long & Short case, cases discussion and table viva is assessed by 2 sets of One Internal & One External Examiner.

Confidentiality is ensured in exam. -Yes

c) Are there other centers where the Examination is conducted by the same University? - No

If so, where? -Not applicable

i) Do the same examiners conduct the examination in other centers too? N.A.

ii) If not what steps are taken to ensure uniformity of standard. N.A.

d) Date of Examination
7th, 8th, 9th, 10th, 13th, 14th, 15th, 16th, 17th Dec 2016. (11th & 12th Dec. are holiday)

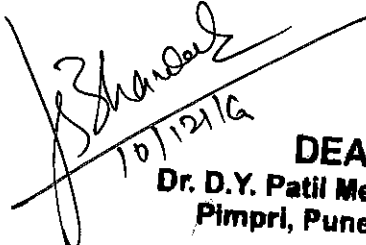
e) Date and time when the examination was inspected.
Date : 10th Dec. 2016 (9am to 5pm)

f) Are the invigilation arrangements satisfactory?
Yes, invigilation arrangement made by dept. deputing 2 faculty members daily.

g) No. of candidates appeared.
On dated 26 appeared on 10th Dec. 2016.

h) Number & type of questions (a copy of the question paper may be attached)
Theory Question paper attached.
Long case 30 min. examination – 10 min. for discussion
Short case 15 min examination – 5 min for discussion
Table viva for 3 table of 10 marks each
1) Obstetric table
2) Gynaec table
3) Family Planning

i) What is the minimum percentage required for passing. - 50%


10/12/16
DEAN
Dr. D.Y. Patil Medical College
Pimpri, Pune- 411018.

6
Reviewed
Dr. Ramesh Munde
10/12/16



Clinical

1. Date of Examination.

7th, 8th, 9th, 10th, 13th, 14th, 15th,
16th, 17th Dec 2016. (11th & 12th
Dec. are holiday)

2. Date & time when the examination was inspected - 10th Dec. 2016, 9am to 5pm

3. Are the invigilation arrangements satisfactory? - Yes

4. No. of candidates appeared. - 26 students / day as per university list
Each candidate is given one long case & short case by lottery system.

5. Long cases - A pool of total of 26 cases was presented to examiners out of which 26
case were approved.

6. Type of cases given (list may be attached) - The list of cases includes
Long cases (antenatal cases, anemia in pregnancy, pregnancy with previous
Caesarian section, preterm labour, etc.)

7. Time allotted for study of the case.

- 30 min. for Long Case

- 15 min. for Short Case

- Cases are given at 8am by lottery system for each batch daily for record of
examination


8. Nature of Discussion of case by the candidate -

On History / Clinical findings / Investigations / Differential diagnosis /
Management.


9. Time of discussion - 10 min. Long case

5 min. Short case

10. Was the discussion fair, searching and sufficient practical? - Yes


20/12/16.
DEAN
Dr. D.Y. Patil Medical College
Pimpri, Pune- 411018.

7


19/12/16
Dr. Ramesh Nandke



Short Cases

1. Type of cases given
DUB, FIBROID, PROLAPSE, INFERTILITY, ETC. - Adequate
2. How many cases were given to each candidate?
One each in Gynaec case
3. How long did examination in short cases last for each Candidate?
Case taking 15 min. + discussion 5 min.
4. Standard displayed by the candidates in general in the clinical part of the examination.
Optimum
5. How was the assessment done?
Satisfactory
6. Was it done jointly by more than one Examiner?
Yes, one internal + one external
7. How many marks are allotted for clinical examination?

| | | |
|---|---|----------------|
| - 40 marks long case | } | Total 60 marks |
| 10 marks short case | | |
| 10 marks for family planning discussion | | |
8. What is the minimum percentage for passing the clinical part?
- 50%
9. Are marks obtained in any other part of the examination added on to that obtained in the clinical examination?
- No
10. Are marks given for clinical works done in the wards added on to the marks obtained in the clinical examination?
- Yes
11. If so, to what extent?
- 10 marks for theory and 10 marks for practical
12. How has it influenced the result at the final examination?
The examination is under process. The result is to be compiled.


Method of assessment of clinical work in the wards may be clearly stated.
Adequate, as mentioned above.


VIVA-VOCE

1. What did it consist of
(Give extent of coverage of subject)
2 table viva of 10 marks each are conducted
a) Obst. table – Skull, Pelvis, Instrument, Drugs & Specimens
b) Gynac table – Drugs, Instrument & Specimen
2. How was it conducted?
2 tables with one internal examiner + one external examiner on each table and time of 5 min. at each table
3. What was the standard?
Satisfactory
4. What was the nature of assessment?
Fair assessment of knowledge and skill is done
5. Was it done jointly by more than one examiner?
Yes, Jointly by one internal & one external
6. How are the marks obtained in different parts of the examination grouped?
a) Theory exam 2 papers, 40 marks each - Total 80 marks
b) Practical examination of 60 marks
c) Oral viva of 20 marks
d) Internal assessment of theory 20 marks
e) Internal assessment of practical 20 marks
THEORY: 80 marks + 20 mark is internal assessment + 20 oral (a+c+d)= 120 marks
PRACTICAL: 60 marks + 20 marks internal assessment (b+e) = 80 marks
GRAND TOTAL: 200 marks
7. What is the minimum for passing in each and in the grand total?
Theory 50%
Practical 50%
8. Results for the last three years.

| Year | No. appeared | No. passed | No. percentage |
|------|--------------|------------|----------------|
| 2013 | 157 | 136 | 86.62% |
| 2014 | 145 | 114 | 78.62% |
| 2015 | 137 | 121 | 88.32% |

9. No. of students appeared? 228
10. No. of students passed? Exam in progress
11. Other remarks if any.


10/12/16.
DEAN
Dr. D.Y. Patil Medical College
Pimpri, Pune- 411018.


10/12/16
Dr. Ramesh N. N. N.



Conclusions:

Was the examination conducted satisfactorily?

As per inspection, examination conducted for 3rd MBBS (Part II) subject Obstetrics and Gynaecology of Dr. D. Y. Patil Medical College, Pimpri, Pune was adequate.


Observations of the assessors are to be made in assessment report only.

The total number of daily appearing candidates, the relevant clinical cases and other arrangement of examination was as per norms and satisfactory.


Was the standard sufficient for the M.B.B.S. examination as required by Regulations of the Medical Council of India? – Adequate.

Observations of the assessors are to be made in assessment report only.

The total number of daily appearing candidates, the relevant clinical cases and other arrangement of examination was as per norms and satisfactory.


10/12/16.

DEAN
Dr. D.Y. Patil Medical College
Pimpri, Pune- 411018.


10/12/16
D. Kulkarni





MEDICAL COUNCIL OF INDIA

STANDARD INSPECTION FORM

FORM - C

On the

Final M.B.B.S. Examination of: - Dr. D. Y. Patil Vidyapeeth Pune, University

In the subject of


General Medicine & Allied


Held at


Place: -Dr. D. Y. Patil Medical College, Hospital & Research Centre

Sant Tukaram Nagar,

Pimpri Pune-411018



10/12/16
DEAN
Dr. D. Y. Patil Medical College,
Pimpri, Pune - 411 018


10/12/16
Dr. Ranjit U. Delekar


10/12/16
Dr. Ramesh Munde

| | |
|---|---|
| Date of Inspection | 10/12/2016 |
| Names of Inspectors | <p>1. Dr. R.K. Deka, (Co-Ordinator) Professor Deptt. Of General Surgery, Gauhati Medical College, Gauhati, Assam. Mob.- 9064096705 Email- ranjit_deka@yahoo.co.uk</p> <p>2) Dr. Rakesh Mondal, Professor, Deptt. Of Paediatrics Medical College Kolkata Calcutta, West Bengal, Mob.- 09674240973 Email: ivanrakesh2001@gmail.com</p> |
| Date of last Inspection/Visitation | 01/09/2015 and 02/09/2015 |
| Name of last inspectors/Visitors | <p>Dr. Bharat Jain</p> <p>Dr. Noorjehan Begum</p> <p>Dr. Lepakshi B. G.</p> <p>Dr. R. P. Singh</p> |

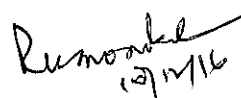
| Defects pointed out in the last inspection/visitation if any | Remarks by the University |
|---|---|
| As per S.A.F. II, departments of Microbiology and Community Medicine, Histology and Histopathology and Pharmacology and Forensic Medicine are sharing their practical laboratories. | <p>There are 6 laboratories 375 Sq.m each and 2 laboratories of 150 Sq.m areas each. All these laboratories are used as per MCI Guide line as laid down Minimum Standard Requirement for 250 admission annually regulations,1999 (Amended – UP to July 2015)</p> <p>“A.1.17 All of these laboratories may be used in common with various departments e.g. Histology and Histopathology ; Biochemistry and Clinical Pharmacology , Heamatology and Pathology; Microbiology and Community Medicine”</p> |


10/12/16
DEAN

Dr. D. Y. Patil Medical College,
Pimpri, Pune - 411 018


10/12/16

2


10/12/16

A. Scheme of Examination**Marks Allotted**

| | |
|--|---|
| 1. Theory 120 | 120+30 Internal Assessment |
| 2. Clinical/Practical | 100+30 Internal Assessment |
| 3. Oral | 20 |
| Minimum marks for Passing the Exam: | - 50 % in aggregate with a minimum of 50% in Theory including orals and minimum of 50% in practical/clinical. |

B. Theory**(ANNEXURES-I)**

| 1. Theory paper | Subject | Time for the paper |
|-----------------|------------------|--------------------|
| Paper -I | General Medicine | 3 Hours |
| Paper -II | General Medicine | 3 Hours |

(1 copy of each of the papers may be attached).

Copy attached:-

| | |
|-------------------------------|---|
| 2. Dates on which conducted | 25 And 26 November 2016. |
| 3. Where conducted | Examination Halls of Dr. D. Y. Patil Medical College, Hospital & Research Centre Sant Tukaram Nagar, Pimpri Pune-411018 |
| 4. Invigilation arrangements | (ANNEXURES-II) a) No. of invigilators for <u>225</u> Students.-12 b) No of Supervisors-2 c) Center / In-charge |
| 5. No. of candidates appeared | 225 (List of Candidates appearing attached.) |

[Signature]
10/12/16
DEAN

[Signature] 3
10/12/16

[Signature]
10/12/16

6. Papers setters.

| Name & qualification | Designation | Experience as Examiner |
|--------------------------------|-------------------|------------------------|
| 1. Dr. S. K. Sharma-(MD) | Professor | 28 Years |
| 2. Dr. Mrs. V. S. Gokhale-(MD) | Professor | 26 Years |
| 3. Dr. Nilay Suthar-(MD) | Asso Professor | 8 Years (9 Months) |
| 4. Dr. B. Ramesh-(MD) | Asso Professor | 11 Years |

Remarks by the Inspectors/Visitors regarding

- a) **Nature of the questions.** satisfactory

Marks Distribution Pattern Theory Paper - I

| Subject | Group | Duration | Question Paper Pattern | Marks |
|---|----------|----------|--|-----------------|
| Medicine Paper 1 (CVS,RS,TB, Infectious diseases, Hematology, Nephrology, and Fluid & Electrolyte disorders) | 60 Marks | 3. Hrs. | a) Sec-A-(30) i). One line answer questions(Answer any 12 out of 14) | 12 X 1 = 12 |
| | | | ii). Long answer structured questions(Answer any 2 out of 3) | 2 X 9 = 18 |
| | | | b) Sec-B-(30) i). Short answer questions(Answer any 6 out of 8) | 6 X 5 = 30 |
| | | | | Total=60 |

[Signature]
10/12/16
DEAN
Dr. D. V. Patil Medical College,
Pimpri, Pune - 411 018

[Signature]
10/12/16

4

[Signature]
19/11/16

Marks Distribution Pattern Theory Paper - II

| Subject | Group | Duration | Question Paper Pattern | Marks |
|--|----------|----------|---|-----------------------|
| Medicine Paper 2 (Neurology, GIT including liver & pancreatic disorders, Endocrine, Metabolic & Nutritional Disorders, Connective Tissue & Musculoskeletal Disorders, Poisoning & Environmental Diseases, Geriatrics, Psychiatry, Dermatology and S.T.D) | 60 Marks | 3. Hrs. | a) Sec-A-(30) I). One line answer questions Answer (any 12 out of 14) | 12 X 1 = 12 |
| | | | ii). Long answer structured questions(Answer any 2 out of 3) | 2 X 9 = 18 |
| | | | b) Sec-B-(30) I). Short answer questions Answer any 6 out of 8 (It should contain at least one short answer question on TB, Skin & STD and Psychiatry) | 6 X 5 = 30 Yes |
| | | | | Total =60 |

| | |
|---|---|
| b) Do they cover the whole field of Prescribed curriculum | Yes |
| c) What is the standard displayed in the Answers. | Satisfactory |
| d) What is the nature of assessment? | (ii)Each paper is independently assessed by two examiners on Bar-coded answer books. Final marks reflect average. If there is >20% variation in the marks given by the two examiners, then a third senior examiner examines the paper and the marks given by him are considered as final. |
| e) What is the minimum percentage necessary for passing the theory examination? | 50 % |

| | |
|--|--|
| <p>f) What percentage of marks obtained at Periodical examinations conducted during the course is carried forwarded to the Final examination.</p> | <p>(i) Total Internal Assessment is carried out for 240 marks which is converted to 30.</p> <p>(ii) Internal Assessment of 30 marks constitutes 20% of total university marks.</p> |
|--|--|

g) Method of assessment of examination conducted During the course of study to be clearly stated.

1. Day to day Assessment- Seminar / Problem Based Learning / Tutorials.
2. Periodical Assessment.

| Term | Marks |
|---------------------------------------|---------------------|
| VI (End of 6 th Term) | 60 marks |
| VIII (End of 8 th Term) | 60 marks |
| Total | 120 / 8 = 15 |
| IX Prelims (Pre Final Exam) | 120 / 8 = 15 |
| Total Marks | 15 + 15 = 30 |

| | |
|--|--|
| <p>h.) How has it influenced the result at the final examination?</p> | <ol style="list-style-type: none"> 1. Those who are below average i.e less than 35% marks in internal assessment are detained (Annexure III) 2. Those who score high marks in the internal assessment are benefited in the final examination. 3. The result of present exam is yet to be completed. <p>In the year 2015-16-</p> <p>(i) 64 Out of 141 i.e. (45.3%) students benefitted because of addition of internal assessment marks in Theory.</p> |
|--|--|

| | |
|--|--|
| | (ii) (i) <u>77</u> out of <u>141</u> i.e. (54.6%) students were adversely affected because of addition of internal assessment marks in Theory. |
|--|--|

II. Practical/clinical


| | |
|--|--|
| <p>How is the practical examination conducted give details.</p> | <p>The students are divided into 9 batches of about 26 students according to the list sent by university.</p> <p>(List of students appearing for practical examination each day is attached.)</p> <p>Each batch is divided into two groups - Group A and Group B. The students of Group A are allotted Long case by random chit selection method. The students of Group B are allotted two short cases by chit selection method. Time allotted for long case is-30 minutes for examination and 10 minutes for presentation. Time allotted for each short case is-15 minutes for examination and 5 minutes for presentation. All the long cases and short cases are assessed by a pair of one external and one internal examiner.</p> <p>Then Group A is allotted short cases and Group B is allotted long cases by random chit selection and same procedure is repeated as mentioned above.</p> <p>After the cases, Table viva is conducted.</p> |
|--|--|


[Signature]
 10/12/16
 DEAN
 Dr. D. Y. Patil Medical College,
 Pimpri, Pune - 411 018

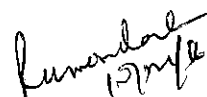
7
[Signature]
 10/12/16

[Signature]
 10/12/16

| | |
|--|--|
| | <p>Table viva</p> <p>Table A-(i) ECG,(ii) X-Rays & (iii)Chart</p> <p>(i)ECG- interpretation of ECG</p> <p>Heart Rate, Axis, rhythm, chamber enlargement, ischaemia, infarction, and bundle blocks etc.</p> <p>(ii)X-Rays- interpretation of X-Rays such as X-ray chest- consolidation, cavity, pleural effusion, pneumothorax etc. X Ray skull, X-ray abdomen etc.</p> <p>(iii)Lab charts-interpretation of lab reports such as Renal function tests, Liver function tests, Haemogram, Bone marrow biopsy, endocrine, CSF analysis, ascitic fluid analysis, pleural fluid analysis, electrolytes and acid base imbalance , infectious disease (dengue , malaria , enteric fever) etc.</p> <p>Table B- Drugs & Instruments & emergencies</p> <p>(i)Drugs- indication, contraindication, doses, adverse reaction of commonly used d rugs such as antibiotics, antihypertensive, antidiabetics, drugs used in treating asthma, myocardial infarction etc</p> <p>(ii) Instruments-indications and method of using instruments such as lumbar puncture needle, bone marrow aspiration needle, liver biopsy needle, laryngoscope, endotracheal tube, Ryle's tube, Foley's catheter etc.</p> <p>(iii) Emergencies-discussion of management of emergencies such as acute severe asthma, snake bite, status epilepticus, pulmonary edema, anaphylaxis, cardiogenic shock etc</p> <p>Viva A & B each are conducted by a set of one external and one internal examiner.</p> <p>Each Student has to present</p> <ol style="list-style-type: none"> i) One long case ii) Two short cases iii) Table viva 1 and 2 |
|--|--|


 10/12/16
 DEAN
 Dr. D. Y. Patil Medical College
 Pimpri, Pune - 411 018


8

 10/12/16



 10/12/16


| | |
|---|---|
| Does the practical cover the different branches of the subject? | Yes |
| a) Time allotted for section. | <p>i) Long case 40 min (30 for case exam+10 Minutes for presentation and discussion.</p> <p>ii) Each Short case 20 min (15 for case assessment + 5 Minutes for presentation and discussion.</p> |

b) Examiners- (Annexure- VII)

| | Names & qualification | Designation | Experiences as examiner |
|---|------------------------------|--------------------|-------------------------|
| 7th to 10th December 2016 | | | |
| Internal | Dr. Mrs. S. A. Kanitkar-(MD) | Professor | 21 Years |
| | Dr. P .K. Satpathy-(MD) | Professor | 26 Years |
| External | Dr. Bipin Amin-(MD) | Professor | 22 Years |
| | Dr. Ajay S. Dabhi-(MD) | Asso Professor | 17 Years |
| 12th to 17th December 2016 | | | |
| Internal | Dr. Mrs. S. A. Kanitkar-(MD) | Professor | 21 Years |
| | Dr. V. B. Vikhe-(MD) | Professor | 13 Years |
| External | Dr. M. M. Kalbargi-(MD) | professor | 11 years |
| | Dr. Nilay Suthar-(MD) | Asso- Professor | 8 Years (9 Months) |


10/12/16
DEAN


10/12/16.


10/12/16


| | |
|--|--|
| <p>Mode & conduct of practical.</p> | <p>The students are divided into 9 batches of about 26 students according to the list sent by university. (List of students appearing for practical examination each day).</p> <p>Each batch is divided into two groups – Group A and Group B. The students of Group A are allotted Long case by random (Lottery) chit selection method. The students of Group B are allotted two short cases by chit selection method. Time allotted for long case is-30 minutes for examination and 10 minutes for presentation. Time allotted for each short case is-15 minutes for examination and 5 minutes for presentation. The long case is assessed by a pair of one external and one internal examiner. Each short case is assessed by a pair of one external and one internal examiner.</p> <p>Then Group A is allotted short cases and Group B is allotted long cases. After the cases, Table viva is conducted.</p> <p>Table viva</p> <p>Table A – (i) ECG,(ii) X-Rays & (iii)Chart</p> <p>(i)ECG - interpretation of ECG</p> <p>Heart Rate, Axis, rhythm, chamber enlargement, is chaemia, infarction, and bundle blocks etc.</p> <p>(ii)X-Rays- interpretation of X-Rays such as X-ray chest- consolidation, cavity, pleural effusion, pneumothoraxetc. X Ray skull</p> <p>(iv)Lab charts-interpretation of lab reports such as Renal function tests, Liver function tests, Haemogram, Bone marrow biopsy, CSF analysis, ascetic fluid analysis, pleural fluid analysis etc.</p> <p>Table B – Drugs & Instruments & emergencies</p> <p>(i)Drugs- indication, contraindication, doses, adverse reaction of commonly used d rugs such as antibiotics, antihypertensive, antidiabetics, drugs used in treating asthma, myocardial infarction etc</p> <p>(ii) Instruments-indications and method of</p> |
|--|--|

Shawel
10/12/16
DEAN
Dr. D. Y. Patil Medical College,
Pimpri, Pune - 411 018

10
[Signature]
10/12/16.


[Signature]
10/12/16

| | |
|---|---|
| | <p>using instruments such as lumbar puncture needle, bone marrow aspiration needle, liver biopsy needle, laryngoscope, endotracheal tube, Ryle's tube, Foley's catheter etc.</p> <p>(iii) Emergencies-discussion of management of emergencies such as acute severe asthma, snake bite, status epilepticus, pulmonary edema.</p> <p>Viva A & B each are conducted by a set of one external and one internal examiner.</p> <p>Each Student has to present</p> <ul style="list-style-type: none"> iv) One long case v) Two short cases vi) Table viva 1 and 2 <p>i) Long case 40 min (30 for case assessment + 10 Minutes for presentation and discussion.</p> <p>ii) Each Short case 15 min (10 for case assessment + 5 Minutes for presentation and discussion.</p> <p>The students are divided into 9 batches of 25 to 26 students.</p> <p>The student are divided into 2 groups 1- Group is allotted long case first & the second group is allotted short case.</p> <p>Each student is assessed by a set of one external and one internal examiner.</p> <p>Then the second group is allotted long case & first group is allotted short cases.</p> <p>After the cases the table viva is conducted as</p> <p>Viva A) - ECG, X-Rays & Lab Charts</p> <p>Viva B) - Drugs, Instrument & <u>Emergencies</u></p> |
| <p>Is it in batches or otherwise.</p> | <p>Yes, Conducted in batches</p> |
| <p>c) Are there other centers where the Examination is conducted by the same University?</p> | <p>NO</p> |


 10/12/16.
 DEAN
 Dr. D. Y. Patil Medical College,
 Pimpri, Pune - 411 018

11


 10/14/16.



 10/14/16.

| | |
|---|---|
| If so, where? | NA |
| i) Do the same examiners conduct the examination in other centers too? | NA |
| ii) If not what steps are taken to ensure uniformity of standard. | NA |
| d) Date of Examination. | 7 th to 17 th December (7 th to 10 th round 1 and 13 th to 17 th round 2) |
| e) Date and time when the examination was inspected. | 10 th Dec 2016 9 AM to 5 PM |
| f) Are the invigilation arrangements satisfactory? | Yes List of Invigilators (Annexure IV) |
| g) No. of candidates appeared. | 225 |
| h) Number & type of questions (a copy of the question paper may be attached) (Annexure III) | <p style="text-align: center;">Question paper for practical exam (III MBBS part- II) General Medicine</p> <hr/> <p style="text-align: center;">Maximum marks- 100</p> <p>Q1. (Long Case) Elicit history, Perform general and Systemic examination. Write the above details in the answer book provided along with diagnosis, differential diagnosis, investigations and principles of management. 50 Marks</p> <p>Time 30 Minutes Time for Assessment 10 Minutes</p> <p>Q2A. (Short case 1)- Perform general and systemic examination of the allotted system & mention diagnosis and differential diagnosis Write the findings on answer sheet.- 25 Marks</p> <p>Time 15 minutes. Time for assessment 5 minutes</p> <p>Q2B. (Short case 2)- Perform general and systemic examination of the allotted system & mention diagnosis and differential diagnosis Write the findings on answer</p> |

| | |
|---|---|
| | sheet. 25 Marks Time 15 minutes. Time for assessment 5 minutes |
| i) What the minimum percentage is of required for passing. | 50 % |

Clinical

| | |
|---|--|
| 1. Date of Examination. 7th to 17th December | 7 th to 17 th December (7 th to 10 th round 1 and 13 th to 17 th round 2) |
| 2. Date & time when the examination was inspected. | 10/12/2016, 9 AM to 5 PM |
| 3. Are the invigilation arrangements satisfactory? | Yes |
| 4. No. of candidates appeared | 225 |
| 5. Long cases | i) Cardiovascular disorders. ii) Respiratory disorders. iii) Gastrointestinal disorders. iv) Renal system disorders. v) Hematological and lympho- reticular disorders. |
| 6. Type of cases given (list may be attached) (Annexure V) | Types of long cases available List of cases chosen for the exam attached) i. Case of mitral valve disease ii. Case of aortic valve disease iii. Case of rheumatic multivalvular disease with infective endocarditis iv. Case of atrial septal defect v. Case of ventricular septal defect vi. Case of is ischemic heart disease with congestive cardiac failure. vii. Case of chronic bronchitis viii. Case of bronchiactasis ix. Case of emphysema x. Case of lung consolidation xi. Case of pleural effusion xii. Case of carcinoma lung xiii. Case of tuberculosis with ascitis xiv. Case of hydropneumothorax xv. Case of pulmonary fibrocavitatory lesions xvi. Case of interstitial lung disease xvii. Case of liver cirrhosis with portal hypertension xviii. Case of hepatitis |


10/12/16
DEAN
Dr. D. Y. Patil Medical College,
Pimpri, Pune - 411 018



16/12/16.


15/12/16

| | |
|---|---|
| | xix. Case of obstructive jaundice. xx. Case of alcoholic liver disease Etc |
| 7. Time allotted for study of the case. | 30 Minutes |
| 8. Nature of Discussion of case by the candidate. | History presentation, general examination, system examination. Demonstration of signs. Questions and answers regarding diagnosis, investigations and management. Mark distribution History-10 Marks General Examination -5 Marks Systemic Examination-15Marks Differential diagnosis- 5Marks investigations-5 Marks Management-10Marks |
| 9. Time of discussion. | 10 Minutes |
| 10. Was the discussion fair, searching and sufficient practical? | Yes |

Short Cases

| | |
|--|---|
| 1. Type of cases given (List may be attached) (Annexure VI) | List attached a) Type of Short cases available. b) List of Short cases chosen for the exam. i) Examination of Motor system ii) Examination of sensory system iii) Examination of Cranial nerves iv) Case of Bell's palsy. v) Case of Chronic obstructive pulmonary disease vi) Examination of Respiratory system vii) Case of congestive cardiac failure viii) Examination of Cardiovascular system ix) General examination in a case of chronic renal failure x) Case of diabetes mellitus with peripheral neuropathy xi) General examination in a case |
|--|---|


10/12/16
DEAN
Dr D. Y. Patil Medical College,
Pimpri, Pune - 411 018

14

10/12/16


10/12/16

| | |
|--|--|
| | <p>of anaemia.</p> <p>xii) General examination in a case of leukaemia</p> <p>xiii) General examination in a case of lymphoma.</p> <p>xiv) General examination in a case of immunocompromised patient.</p> <p>xv) Case of cachexia.</p> <p>xvi) Case of nephritic syndrome.</p> <p>xvii) Case of nephrotic syndrome.</p> <p>xviii) Case of anasarca.</p> <p>xix) Case of hepatosplenomegaly.</p> <p>xx) Case of massive splenomegaly.</p> <p>xxi) Case of hepatosplenomegaly with lymphadenopathy.</p> <p>xxii) Case of generalized lymphadenopathy.</p> <p>xxiii) General examination in case of liver disease.</p> <p>xxiv) General examination in case jaundice.</p> <p>xxv) General examination in case rheumatoid arthritis</p> <p>xxvi) General examination in case systemic lupus erythematosus.</p> <p>xxvii) General Examination in a case of infective endocarditis.</p> <p>xxviii) Case of thyrotoxicosis.</p> <p>xxix) Case of hypothyroidism.</p> <p>xxx) Case of Cushing's syndrome.</p> <p>xxxi) Case of leprosy.</p> <p>xxxii) Etc.</p> |
| 2. How many cases were given to each candidate? | Two short cases |
| 3. How long did examination in short cases last for each Candidate? | 15 + 5 Minutes for each short case. |
| 4. Standard displayed by the candidates in general in the clinical part of the examination. | satisfactory |
| 5. How was the assessment done? | <p>Preassessment on answer written by student about case findings.</p> <p>Discussion on clinical finding and demonstration of clinical signs.</p> |
| 6. Was it done jointly by more than one Examiner? | Yes. Each short case was assessed by one external & one internal examination. |
| 7. How may marks are allotted for clinical examination? | <p>Total=100 Marks</p> <p>Long Case = 50</p> |

[Signature]
 10/12/16
 DEAN
 Dr. D. Y. Patil Medical College,
 Pimpri, Pune - 411 018

[Signature]
 10/12/16

[Signature]
 10/12/16

| | |
|--|---|
| | Short Case = 25 x 2 = 50 |
| 8. What is the minimum percentage for passing the clinical part? | 50 % of total marks allotted for practical. |
| 9. Are marks obtained in any other part of the examination added on to that obtained in the clinical examination? | No |
| 10. Are marks given for clinical works done in the wards added on to the marks obtained in the clinical examination? | Yes Internal Assessment exam conducted at end of each clinical posting. Marks Allotted are mentioned below. |

11. If so, to what extent?

CLINICAL

| Term | Subject | Marks |
|--|----------------------|--------------------------|
| III | Medicine | 60 marks |
| IV | Medicine | 60 marks |
| VI | Medicine | 60 marks |
| VII | Medicine | 60 marks |
| VIII | Medicine | 60 marks |
| • Best 3 to be counted for internal assessment except prelim marks for medicine. | | |
| VII | Skin | 20 marks |
| VIII | Psychiatry | 20 marks |
| VIII | TB & Chest | 20 marks |
| Total | | 240 marks |
| | | 240/16 = 15 marks |
| IX | Prefinal Examination | 120 marks |
| | | 120/8 = 15 marks |
| Total Marks | | 15+15 = 30 marks |

- Term end examination also includes marks of day to day assessment.

12. How has it influenced the result at the final examination?

The examination is under process. The result is to be compiled.

[Signature]
10/12/16
DEAN
Dr. D. Y. Patil Medical College,
Pimpri, Pune - 411 018

16

[Signature]
10/12/16

[Signature]
19/12/16

In the year 2015-16

(i) **85** Out of **141** i.e. **(60.2 %)** students benefitted because of addition of internal assessment marks in Practical.

(ii) (i) **56** out of **141** i.e. **(39.7 %)** students were adversely affected because of addition of internal assessment marks in Practical

(Method of assessment of clinical work in the wards may be clearly stated).

| Term | Training Schedule | Examination Schedule |
|-----------------------------------|---|--|
| 3 rd Term | History taking & General Examination, Examination of Respiratory System & Abdominal System. | History taking & General Examination. |
| 4 th Term | All above mentioned in 3 rd Term + Examination of Cardio-Vascular System. | History taking + General Examination + Examination of Respiratory System, Abdominal System and Cardio-Vascular System. |
| 5 th Term | All above mentioned in 4 th Term + Examination of Central Nervous System. | No Examination. |
| 6 th Term | All Systems | History taking & Examination of all systems |
| 7 th Term | All Systems | History taking & Examination of all systems |
| 8 th Term | All Systems | History taking & Examination of all systems |
| 9 th Term (prelims) | All Systems | History taking & Examination of all systems+ Table Viva (ECG/X-ray/Drugs/Instruments) |

- Journals should be completed and duly signed by head of the unit before appearing for term end examination.

VIVA-VOCE

| | |
|---|--|
| 1. What did it consist of (Give extent of coverage of subject) | Table Viva A) – ECG, X-Rays & Charts Table Viva B) – Drugs, Instruments & Emergencies |
| 2. How was it conducted? | Table Viva A & B is conducted by a set of |

10/12/16.
DEAN
Dr. D. Y. Patil Medical College,
Pimpri, Pune - 411 018

17

Remondal
17/12/16

| | |
|---|--|
| | one external and one internal examiner. Each Candidate Examined for 5 Minutes on Each Table. |
| 3. What was the standard? | Good |
| 4. What was the nature of assessment? | Students were assessed on interpretation, of ECGs, X-rays, Chart, Indications of use of instruments, emergencies indications and adverse reaction of drugs etc. |
| 5. Was it done jointly by more than one examiner? | Yes Viva A & B is conducted by a set of one external and one internal examiner. |
| 6. How are the marks obtained in different parts of the examination grouped? | <p>Oral (Viva) Interpretation of X-ray, ECG, drugs, instruments etc.</p> <p style="text-align: right;">20 marks</p> <p>Clinical (Bed side) 100 marks</p> <p>University theory (paper- 1 and paper- 2) 120 marks</p> <p>Internal assessment (Theory-30; Practical-30) 60 marks</p> <p>Total 300 marks</p> |

7. What is the minimum for passing in each and in the grand total?

| Head | Minimum Passing percentage |
|--------------------------|--|
| University theory + Oral | 50% |
| Practical | 50% |
| Internal assessment | 35% (Eligibility to appeared in final exam) |
| Total | 50% |

[Signature]
10/12/16
DEAN
Dr. D. Y. Patil Medical College,
Pimpri, Pune - 411 018

[Signature]
Dr. Ramesh ...
10/12/16

| | | | |
|---|--------|--------|--------|
| 8. Results for the last three years. | 2013 | 2014 | 2015 |
| 9. No. of students appeared? | 159 | 144 | 140 |
| 10. No. of students passed? | 147 | 118 | 122 |
| % age | 92.45% | 81.94% | 87.14% |
| 11. Other remarks if any. | — | | |

Conclusions:**Was the examination conducted satisfactorily?**

- Yes


Observations of the assessors are to be made in assessment report only.


- Overall conduct of the examination and performance of the students was satisfactory


Was the standard sufficient for the M.B.B.S. examination as required by Regulations of the Medical Council of India?


- Yes

Observations of the assessors are to be made in assessment report only.


 10/12/16.
DEAN
 Dr. D. Y. Patil Medical College,
 Pimpri, Pune - 411 018


 Dr. Ranjit K. Dhanu
 10/12/16.


 Dr. Rakesh Mondhe
 10/12/16



MEDICAL COUNCIL OF INDIA

STANDARD INSPECTION FORM

FORM - C

On the

Final M.B.B.S. Examination of Dr. D. Y. Patil Vidyapeeth Pune University

In the subject of

Surgery & Allied Speciality

Held at

Dr. D. Y. Patil Medical College Hospital and Research Center

Place -Pimpri, Pune- 411018

DEAN

Dr. D.Y. Patil Medical College
Pimpri, Pune- 411018

[Signature]
10/12/16
DEAN
Dr. D.Y. Patil Medical College
Pimpri, Pune-411018.

[Signature]
10/12/16


[Signature]
Dr. Ranjil K. Dhanu
10/12/16

1. **Date of Inspection** : 10th Dec 2016
2. **Names of Inspectors** : 1) Dr. R.K. Deka, (Co-Ordinator)
Professor
Deptt. Of General Surgery,
Gauhati Medical College,
Gauhati, Assam.
Mob.- 9064096705
Email- ranjit_deka@yahoo.co.uk
2) Dr. Rakesh Mondal,
Professor,
Deptt. Of Paediatrics
Medical College Kolkata,
Calcutta, West Bengal,
Mob.- 09674240973
Email: ivanrakesh2001@gmail.com
3. **Date of last Inspection/Visitation** : UG for 250 Seats- 4th renewal
(1st and 2nd Sept 2015.)
4. **Name of last inspectors/Visitors** : 1. Dr. Bharat Jain
2. Dr. Noorjehan Begum
3. Dr. Lepakshi B. G
4. Dr. R. P. Singh

| Defects pointed out in the last inspection/visitation if any | Remarks by the University |
|---|--|
| As per S.A.F. II, departments of Microbiology and Community Medicine, Histology and Histopathology and Pharmacology and Forensic Medicine are sharing their practical laboratories. | There are 6 laboratories 375 Sq.m each and 2 laboratories of 150 Sq.m areas each. All these laboratories are used as per MCI Guide line as laid down Minimum Standard Requirement for 250 admission annually regulations, 1999 (Amended - UP to July 2015) "A.1.17 All of these laboratories may be used in common with various departments e.g. Histology and Histopathology ; Biochemistry and Clinical Pharmacology , Hematology and Pathology; Microbiology and Community Medicine" |

A. Scheme of Examination

| | | |
|---------------------|----------------------------|------------------|
| Theory- | Paper I-60, Paper II-60 | Total=140 |
| | Viva(Oral-20) | |
| Clinical/Practical | | 100 marks |
| Internal Assessment | Theory-30 | 60 Marks |
| | Practical- 30 | |
| Grand Total | | 300 marks |


10/12/16
DEAN
Dr. D.Y. Patil Medical College
Pimpri, Pune- 411018.


Rakesh Mondal
20/12/16




Minimum marks required for passing the exam. 50%.

B. Theory

1.

| Theory paper | Subject | Topics | Time for the paper (1 copy Of each of the papers may be attached). |
|--------------|------------------|---|--|
| No. 1 | Surgery Paper I | 1. General Surgery, Endocrine Surgery, Head Face Neck, Breast, Principles of Oncology and Transplantation, Traumatology 2. Separate section for Orthopaedics is allotted | 3hrs |
| No. 2 | Surgery Paper II | Gastrointestinal Tract, Hepatobiliary System, Spleen, Genitourinary Tract (GUT), Allied-- Pediatric Surgery, Cardiovascular thoracic surgery, Plastic Surgery, Dentistry, Neuro Surgery, Radiology, Anaesthesiology and Critical Care. | 3hrs |

1. Dates on which conducted : 28th & 29th Nov 2016
2. Where conducted : Dr. D. Y. Patil Medical College, Hospital and Research Centre Pimpri, Pune-18.
3. Invigilation arrangements : a) One Center superintendent (**Annexure I**)
b) Two No of Supervisors
c) Twelve No of invigilators
4. No. of candidates appeared : 225


10/12/16.
DEAN
Dr. D.Y. Patil Medical College
Pimpri, Pune- 411018.


10/12/16



5. Papers setters


: As appointed by DPU

| Examiner | Name and Qualification | Designation | Experience as Examiner |
|-----------------------|------------------------------------|-----------------|------------------------|
| i) Internal Moderator | Dr. S.G. Chavan, MS (Gen. Surg) | Prof & HOD | 15 years |
| ii) Internal | Dr. S.V. Panchabhai, MS (Gen.Surg) | Professor | 14 yrs 6 months |
| iii) Internal | Dr. B.D. Dhaigude, MS (Gen. Surg) | Professor | 8 years 6 months |
| iv) Internal(Ortho) | Dr. Rahul Salunkhe, MS (Ortho) | Asso. Professor | 3 years,6 months |
| v)External | Dr. Sandeep Kansal, MS (Surg) | Professor | 10 Years |
| vi)External | Dr. Dilip Amonkar, MS (Surg) | Professor | 15 Years |
| vii)External(Ortho) | Dr. Sanjay Patil, MS (Ortho) | Professor | 9 Years |

Remarks by the Inspectors/Visitors regarding**a. Nature of the questions.** - Satisfactory**b. Do they cover the whole field of prescribed curriculum** - Yes**c. What is the standard displayed in the answers.** -Fairly Good**d. What is the nature of assessment.-** Satisfactory

- Objective assessment of structured questions.
- Each paper is assessed by 2 examiners independently on bar coded answer Sheets (Examiner I and II).
- Average of the marks given by two examiners is taken as final marks.
- If more than 20% difference in marks of 2 examiners then the paper is Assessed by 3rd examiner and those marks are taken as final .


 10/12/16
DEAN
 Dr. D.Y. Patil Medical College
 Pimpri, Pune- 411018.

4

 17/12/16


 ...

e. What is the minimum percentage necessary for passing the theory examination-

--- 50%

f. What percentage of marks obtained at periodical examinations conducted during the course is carried forwarded to the final examination.

--- 20 %. Of total

g. Method of assessment of examination conducted During the course of study to be clearly stated.-

- i) **Day to day Assignment-** In the form of Seminar, Problem Based Learning , Tutorials
Students are suggested corrective measures
- ii) **Periodical Assessment -**
Theory-

| Term | Marks |
|--|------------|
| VI (End of 6 th Term) | 60 |
| VIII (End of 8 th Term) | 60 |
| Total | 120 |
| Proportionate Reduction to 15 marks | |
| IX Prelims (Pre Final Exam) | 120 |
| Proportionate Reduction to 15 marks | |
| Proportionate Reduction to 15+15= | 30 |

iii) **Day to day record** - Journals, Tutorials

h. How has it influenced the result at the final examination

- Those who are below average i.e less than 35% marks in internal assessment are detained (**Annexure II**)
- Those who score high marks in the internal assessment are benefited in the final examination.
- The result of present exam is yet to be completed.
- In the year 2015- 2016, 114 out of 148 students appearing for final examination had 50% or more marks in internal assessment.
- In the year 2015- 2016, 29 out of 148 students appearing for final examination had 35% - 50% or more marks in internal assessment.

10/12/16
DEAN
Dr. D.Y. Patil Medical College
Pimpri, Pune- 411018.

5

[Handwritten signature]
27/12/16

[Handwritten signature]

II. Practical/clinical

How is the practical examination conducted give details.

Total of 225 students have been divided into 9 batches of 25 students each.

Each batch is examined as per university timetable.

Each batch is divided into two groups- Group-A & Group B

Group A Students are allotted long cases by lottery method

Group B Students are allotted one General Surgery and one orthopaedics short cases by lottery method.

The same pattern is followed in reverse way.

Time allotted for **long case** is 30 minutes for examination & 10 minutes for viva.

Time allotted for **each short case** is 15 minutes for examination & 5 minutes for viva.


All the long cases & short cases are assessed by a pair of one external & one internal examiner.


Does the practical cover the different branches of the subject?

-Yes

a) Time allotted for each section.

| Cases | Clinical exam | Assessment/Viva Voce |
|-------------------------|---------------|----------------------|
| Long Case Surgery | 30 Min | 10 Min |
| Short Case Surgery | 15 Min | 5 Min |
| Short Case Orthopedics | 15 Min | 5 Min |
| Table Viva- Four Tables | - | 5 Min for each table |


 10/12/16.
DEAN
 Dr. D.Y. Patil Medical College
 Pimpri, Pune- 411018.


 07/12/16



b) Examiners -

- Surgery - Three Internal examiners and Four External examiners.
- Orthopedics - Two Internal examiners and Two External examiners.

| | Names & qualification | Designation | Experience as examiner |
|--------------------------|----------------------------------|---------------------|-------------------------------|
| Internal | First Half | | |
| | 1. Dr. Shahaji Chavan | Prof. & HOD | 15 Years |
| | 2. Dr. Mahendra Bendre | Professor | 12 years |
| External | 3. Dr. Sanjay Deo (Ortho) | Prof. & HOD | |
| | 1. Dr. S. S. Karbhari | Prof. & HOD | 13 Years |
| | 2. Dr. Janakrai N. Parekh | Prof. & HOD | |
| 3. Dr. Sanjivreddy Budan | Prof. & HOD | | |
| Internal | Second Half | | |
| | 1. Dr. Shahaji Chavan | Prof. & HOD | 15 Years |
| | 2. Dr. Bhushan Shah | Professor | 12 years |
| External | 3. Dr. Ajit Swamy (Ortho) | Professor | |
| | 1. Dr. Darshan Jitendra | Professor | 10 years |
| | 2. Dr. Basavaraj Narasanagi | Associate Professor | 4 Years |

Mode & conduct of practical.

Is it in batches or otherwise- Yes, In Batches

c) Are there other centers where the Examination is conducted by the same University? - NO

If so, where? - NA

i) Do the same examiners conduct the examination in other centers too? - NA

ii) If not what steps are taken to ensure uniformity of standard. - NA

10/12/16
DEAN
 Dr. D.Y. Patil Medical College
 Pimpri, Pune- 411018.

7
 Kumar
 10/12/16

Patil

d) **Date of Examination** - 7,8,9,10,13,14,15,16,17 December 2016.

e) **Date and time when the examination was inspected.**

10th Dec- 2016, 9:00 AM to 5:00 PM

f) **Are the invigilation arrangements satisfactory?**- Yes

g) **No. of candidates appeared.**

Total no of student was 225.

h) **Number & type of questions (a copy of the question paper may be attached)**

Long Case Gen. Surgery:

(Annexure III)

1. The questions related to detailed history and presentation of case.
2. Student was asked to elicit signs pertaining to the case given.
3. Discussion was carried out on provisional and differential diagnosis.
4. Student was asked about the investigations and treatment

• **Short Cases- Gen. Surgery / Orthopedics**

1. History discussed briefly
2. Relevant signs were asked to be elicited
3. Provisional and differential diagnosis was discussed
4. Relevant investigations and treatment discussed

i) **What is the minimum percentage of required for passing.** - 50%

• **Clinical**

1. **Date of Examination.** : 7,8,9,10,13,14,15,16,17 December 2016

2. **Date & time when the examination was inspected.** : On date 10th Dec-2016
9:00am to 5:00pm

3. **Are the invigilation arrangements satisfactory?** : Yes

4. **No. of candidates appeared.** - : Total 225 students.

16/12/16
DEAN
Dr. D.Y. Patil Medical College
Pimpri, Pune- 411018.

8

Rumale
16/12/16



5. Long cases :

A pool of variety of cases was presented to the examiners, out of which good cases were selected for examination purpose.

6. Type of cases given (list may be attached)- Annexure IV

- a. Pool of variety of cases like lump breast, thyroid swelling, lump abdomen, inguinal hernia, incisional hernia, Ca oral cavity, varicose veins, PVD, cervical swellings parotid swelling etc. Were given for the exam.

7. Time allotted for study of the case. - For Clinical examination- 30 min.

8. Nature of Discussion of case by the candidate - Satisfactory

9. Time of discussion - 10 min

10. Was the discussion fair, searching and sufficient for practical? - Yes

Short Cases**1. Type of cases given (List may be attached). (Annexure V)**

A pool of variety of cases like lipoma, sebaceous cyst, dermoid cyst, neurofibroma, cervical swelling, hydrocele, varicocele, diabetic ulcer foot etc. Were given for the exam.

For Orthopaedics, variety of cases like Frozen Shoulder, Osteomyelitis, Mallet Finger, Tennis Elbow/Golfer's Elbow, De Quervain's Tenosynovitis, CTEV, Carpal tunnel syndrome etc.

2. How many cases were given to each candidate? -

Gen. Surgery - 1
Orthopedics - 1

3. How long did examination in short cases last for each Candidate?

Clinical exam-15 mins
Assessment - 5 mins

DEAN
Dr. D.Y. Patil Medical College
Pimpri, Pune- 411018.

9

Handwritten signature
19/12/16

Handwritten signature

Handwritten signature
10/12/16

4. Standard displayed by the candidates in general in the clinical part of the examination. – Satisfactory

5. How was the assessment done? Satisfactory

6. Was it done jointly by more than one Examiner?-

Yes, the assessment was done jointly by one internal and one external examiner.

7. How many marks are allotted for clinical examination?

| | |
|-----------------------|-------------|
| 1 Long case | 50 marks |
| 1 short case surgery- | 25 marks |
| 1 Short case ortho- | 25 Marks |
| Total | = 100 Marks |

8. What is the minimum percentage for passing the clinical part?-


50 %.


9. Are marks obtained in any other part of the examination added on to that obtained in the clinical examination? - No

10. Are marks given for clinical works done in the wards added on to the marks obtained in the clinical examination? - Yes-

Marks given for clinical works done in the wards are added in Internal Assessment section.

- i. Day to day clinical work done in the wards during clinical posting.
- ii. Periodical clinical post end exam at the end of each clinical posting is conducted.
- iii. Day to Day assessment marks are added to term end examination marks


10/12/16.
DEAN
Dr. D.Y. Patil Medical College
Pimpri, Pune- 411018.


10/12/16



| Term | Subject | Marks |
|--|--|-----------------|
| 3 rd | Surgery | 60 |
| 4 th | Surgery | 60 |
| 6 th | Surgery | 60 |
| 7 th | Surgery | 60 |
| 8 th | Surgery | 60 |
| Marks of Best of Three out of 5 exams are considered | 60 x 3 | 180 |
| | Ortho | 40 |
| | Anaesthesia | 10 |
| | Radiology | 10 |
| Total | | 240 |
| Proportionate Reduction to 15 marks | | |
| 9 th | Pre-final exam (Includes Surgery, Ortho, Anaesthesia, Radiology and dentistry) | 120 marks |
| Proportionate Reduction to 15 marks | | |
| | Total marks | 15+15=30 |

For Surgery, marks of best 3 out of above 5 are considered.
Term ending examination also includes marks of day to day assessment

11. If so, to what extent? - 20%

12. How has it influenced the result at the final examination?

a) This exam is under progress.

b) In the year 2015- 2016 110 out of 148 students appearing for final examination had 50% or more marks in internal assessment.

c) In the year 2015- 2016 27 out of 148 students appearing for final examination had 35% - 50% or more marks in internal assessment.

(Method of assessment of clinical work in the wards may be clearly stated.)

1. At the end of clinical posting post end exam is carried out(60 Marks)
2. Clinical examination of 30 marks and viva 30 marks.
3. Each student is supposed to complete the journal day to day.
4. The Journal is checked at the end of the post end exam by the faculty.

Shawals
15/12/16.
DEAN
Dr. D.Y. Patil Medical College
Pimpri, Pune- 411018.

Ramankes
19/12/16

[Signature]

VIVA-VOCE**1. What did it consist of (Give extent of coverage of subject)****Gen. Surgery:**

| | |
|-------------------|--|
| Table I- | Surgical pathology specimen--- Identification, description of external and cut surface, Diagnosis and management. |
| Table II- | Radiology--- Reading the X-ray, Diagnosis, Treatment. |
| Table III- | Instruments, Catheter tubes Identification, description ,Uses. Operative Procedure —Steps of minor operation. |
| Table IV- | Orthopedics - Discussion on Instruments, X- ray and Operative Procedure. |

(Each Student was assessed by a set of One Internal and One External Examiner)**2. How was it conducted?**

- Students were rotated from table 1 to table 4. Each student was assessed for 5 min. by a pair of one Internal and one external examiners.
- Assessment was done as above.

3. What was the standard? Satisfactory**4. What was the nature of assessment?** Satisfactory**5. Was it done jointly by more than one examiner?-** Yes**6. How are the marks obtained in different parts of the examination grouped?**

Marks obtained in Viva-Voce are added to theory.

| | |
|--|------------------|
| Theory | 120 |
| Viva Voce | 20 |
| Clinical- | 100 |
| Internal Assessment (Theory -30+ Practical -30)= | 60 |
| Total | 300 Marks |

[Signature]
10/12/16
DEAN
Dr. D.Y. Patil Medical College
Pimpri, Pune- 411018.

[Signature]
10/12/16

[Signature]

- 7. What is the minimum for passing in each and in the grand total?- 50%**
- Of Theory (120+Viva Voce 20 =140 marks) 50% is required for passing
 - Of Clinical (100 marks) 50% is required for passing
 - Internal assessment (Theory and Practical)=35% is required for eligibility to appear for the University exam.
 - Total – 50% marks required for passing.

8. Results for the last three years.

| | Appeared | Passed | Percentage |
|---------------|-----------------|---------------|-------------------|
| November 2013 | 160 | 140 | 87.50% |
| November 2014 | 146 | 111 | 76% |
| November 2015 | 142 | 130 | 91.54% |

9. No. of students appeared-225

10. No. of students passed? The present Exam is in Progress

11. Other remarks if any _


Conclusions:

Was the examination conducted satisfactorily?- Yes, satisfactorily
Observations of the assessors are to be made in assessment report only.


- Overall conduct of the examination and performance of the students was satisfactory

Was the standard sufficient for the M.B.B.S. examination as required by Regulations of the Medical Council of India?-

-YES


10/12/16
DEAN
Dr. D.Y. Patil Medical College
Pimpri, Pune- 411018.


10/12/16


Dr. Ranjit U. Dhanu
10/12/16