

MEDICAL COUNCIL OF INDIA
ASSESSMENT FORM FOR 150 ADMISSIONS REPORT
(INCREASE IN ADMISSION CAPACITY FROM 100 TO 150)

Part A-I (**2019-20**)
 (To be filled by the Institution)

1.1 Type of Assessment

U/S 10A- Regular/~~Compliance~~: Letter of Permission (—), 1st renewal (—), 2nd renewal (—), 3rd renewal (—), 4th renewal (—)

U/S 10A- Increase Admission Capacity: Regular/~~Compliance~~: Letter of Permission (—), 1st renewal (—), 2nd renewal (—), 3rd renewal (—), 4th renewal (—)

U/S 11: Recognition: **Regular** / ~~Compliance~~

U/S 19 Continuation of Recognition: **Regular** / ~~Compliance~~

Any Other: _____

Note:

1. All rows/columns must be filled.
2. 'Not applicable' should be clearly written wherever a required information is not relevant.
3. All pages of the A-I are to be signed by Dean/Principal/Director.

Date:

07/2/19


 Signature with stamp Dean/Principal/Director

Principal
KIMS

Name of the Institution / College : Kalinga Institute of Medical Sciences
Address of College : KIIT Deemed to be University, Bhubaneswar - 751024.
Address of Hospital : Paradyumna Bal Memorial Hospital, KIMS,
 KIIT Deemed to be University, Bhubaneswar - 751024.

Telephone No. : 0674-2725708, 2725415, 2725472
E-mail : principal@kims.ac.in
Fax : 0674-2725708, 2725415
Website : www.kims.ac.in
Management : Government / Society / ~~Trust~~ / ~~Company~~
Regn. No. of Society / ~~Trust~~ / ~~Company~~ : 4268-191 OF 1992/93 DATED 30.06.92

Consent/Affiliation from University : Yes / No (Annexure - 2)
 : Ref. No. & Date:


Period of Validity : 2019-2020

No. of seats as per Essentiality Certificate: (Annexure - 3)
Period of Validity : 150, 2014 to 2019

Last Assessment Date: 18.08.2017 & 19.08.2017

Date:

07/2/19


 Signature with stamp Dean/Principal/Director
 Principal
 KIMS

1.2

(a) Location: The applicant college is located in __ Bhubaneswar __ (city/village) of __ Khurda __ talluka
 _____ district of __ Odisha __ state.

(b) The College has following plots of land:

Plot #	Survey #	Place	Area	Remarks if any
		<i>Not applicable</i>		

(c) The campus is unitary/~~divided~~ into __ unitary __ parts. If not unitary distance between parts. _____.

1.3 Building Plan approval from the competent authority: __ 6150 BP/BDA BBSR dt.29.06.05, 10455/BP/BDA, BBSR __ date of approval __ 23.11.05 __ (Annexure - 12)

1.4 Buildings:

College: _____ 9486 _____ sq.mt.


Hospital (including OPD): _____ 23323 _____ sq.mt.

Hostel & Residential complex -----21575----- sq.mt.

Date:

07/2/19

Signature with stamp Dean/Principal/Director


 principal
 BMS

1.5 Building Use/ Occupancy Certificate: approved by _ BDA _ order no: _6150 BP/BDA BBSR _ dated _ dt.29.06.05, 10455/BP/BDA,BBSR dated 23.11.05____.(Annexure - 13)

1.6 Nearest Commercial airport: __ Biju Pattnaik Intl Airport _Distance in kms_10_ Traveling time required: _25 Minutes __

1.7 Nearest major Railway Station: __ Bhubaneswar __Distance in kms_10_ Traveling time required: _25 Minutes __

1.7 (a) Nearest major city is__ Cuttack __, distance in km_15 kms _____, Traveling time required: _30 Minutes __

1.8 Water Supply: Through Municipal / Bore wells _____ Bore wells _____

1.9 Electric supply: Sanctioned Load _1500___KVA.

1.10 Generators: available/~~not available~~, Available load ___1500___KVA

1.11 Drainage & sewage disposal : SELF

1.12 Working Hours:

1. OPD Timings: ___9_____am to ___5_____pm

2. College Timings: ___9_____am to ___5_____pm

3. Library Timings: ___9_____am to ___9_____pm

Date:

07/2/19

Signature with stamp Dean/Principal/Director

Principal
KIMS

1.12 (A) Details of PG courses run by the college / Institution : (Annexure - 1)

S. No.	Department / Speciality	Diploma / MD / MS/ M.Ch/ DM	Number of Seats	Status of Recognition		Number of Seats filled in last Academic year
				Permitted	Recognized	
1.	Anatomy	MD	02		Recognized	
2.	Physiology	MD	02		Recognized	
3.	Biochemistry	MD	02		Recognized	
4.	Pharmacology	MD	02		Recognized	
5.	Pathology	MD	02		Recognized	
6.	Microbiology	MD	02		Recognized	
7.	Community Medicine	MD	06		Recognized	
8.	Forensic Medicine	MD	03		Permitted	
9.	Pathology	MD	06		Permitted	
10.	Medicine	MD	10		Permitted	
11.	Resp. Med.	MD	03		Permitted	
12.	DVL	MD	04		Permitted	
13.	Psychiatry	MD	03		Permitted	

Date: 07/2/19

Signature with stamp Dean/Principal/Director

Principal
10/10/19

14.	Pediatrics	MD	06	Permitted	
15.	Gen. Surgery	MS	10	Permitted	
16.	Orthopedics	MS	07	Permitted	
17.	Ophthalmology	MS	04	Permitted	
18.	ENT	MS	04	Permitted	
19.	O & G	MS	09	Permitted	
20.	Anesthesiology	MD	10	Permitted	
21.	Radio-diagnosis	MD	08	Permitted	

1.12 (B) Details of other academic colleges available in the campus : [Yes/No]

- (a) Dental College : Yes
- (b) Nursing College : Yes
- (c) Physiotherapy College : No
- (d) Pharmacy College : No
- (e) Ayush College : No
- (f) Engineering College : Yes
- (g) Any other : No

Date:

07/2/19

Signature with stamp Dean/Principal/Director

Principal
KIMS

1.12 (C) Details of any other medical college being run by same management / Trust / Society / Company, anywhere(not applicable for Govt. colleges): _____

1.13 Annual Budget: College & Hospital

Year	Current Financial Year		Previous financial year As per Audited report	
	College (In Lacs)	Hospital (In Lacs)	College (In Lacs)	Hospital (In Lacs)
Salary				
- Doctors	6100.25	6270.2	5620.2	5702
- Resident Doctors	803	920	761	846.15
- Other Staff	2804.90	2465	2619.1	2338
Technical Training	67	78.95	66	75.2
Library & Education	760	137	699	132
Maintenance	430	2990	397.1	2729.4
Contingencies	1394	5733	1285.5	5402
Others	218	1992	206	1901

Date: 07/2/19

Signature with stamp Dean/Principal/Director

Principal
KIMS


Total	12577.15	20586.15	11653.9	19125.75
-------	----------	----------	---------	----------

1.14 Paramedical staff (Nos.): Give details of technicians department wise:

Department	Technician	Assistant	Attendant	Other
Radiology	8	5	3	3
General medicine	1	3	4	3
Pediatrics	1	1	1	6
OT	8	8	3	5
Anesthesia	8	4	2	2
Blood Bank	6	2	6	8
Labour Room	3	3	4	3
Emergency Room	6	6	6	2
CSSD	8	8	8	8
Mortuary	1	2	2	2
Laundry	2	12	12	5

Date: 07/2/19

Signature with stamp Dean/Principal/Director


Principal
KIMS


Electrical	7	10	3	2
Housekeeping	10	10	300	
psychiatry	1	1	1	1
Biomedical Waste Man.	MOU with Saniclean			
Pharmacy	3	30	20	
ENT	1	1	1	4
Orthopedics	1	1	1	3
Ophthalmology	1	1	1	4
TB & chest	1	1	1	4

General surgery	3	4	2	4
Anatomy	1	1	4	3
Biochemistry	2	1	1	3
Physiology	1	1	1	3
Microbiology	7	3	2	4
Pathology	4	2	2	4
Forensic Medicine	2	1	2	6

Date:

07/2/19

Signature with stamp Dean/Principal/Director



Principal
KIMS

Community Medicine	1	1	1	5
Pharmacology	2	1	2	3
UHC	2	2	3	9
RHC	1	1	1	9

1.15 Nursing Staff available:

Category	No of Beds <u>750</u>	
	Required Nos.	Available Nos.
Staff Nurses	309	701
Sister Incharge	45	50
ANS	12	15
DNS	5	6
Nursing Suptd	1	1
Total	372	773

1.16 Medical Education Unit (MEU): (Information not required for LOP inspection) (Annexure - 4)

Available as per Regulations : Yes/No

Name of the MEU coordinator : Dr. Basanta Kumar Behera, Professor Community Medicine

Date:

07/1/19

Signature with stamp Dean/Principal/Director

Principal
KIMS


Details of affiliated faculty :

Sl.No	Name of the faculty	Designation	Position
1	Maj.Gen.Prof. P.K.Patnaik	Principal& Director, School of Medicine	Officer-in-Charge
2	Dr. Basanta Ku Behera	Prof. Community Medicine	Coordinator
3	Dr. Jayanti Mishra	Prof. Physiology	Joint Coordinator
4	Dr. Sushansu Kumar Rath	Professor, O & G	Member
5	Dr.Rudra Narayan Biswal	Professor, ENT	Member
6	Dr.Sudhansu Sekhar Panda	Professor Medicine	Member
7	Dr. Krishana P. Tripathy	Professor, Medicine	Member
8	Dr.Ansuman Panigrahi	Prof. Community Medicine	Member
9	Dr. Jaya Prakash Russel Ravan	Asso.Prof. Psychiarty	Member
10	Dr.Magna Manjareeka	Asso.Prof, Physiology	Member
11	Dr.Kavita Agrawal	Asso.Prof, Biochemistry	Member
12	Dr.Shweta Solan	Asso.Prof, Anatomy	Member
13	Dr.Basanti Kumari Pathi	Asso.Prof., Microbiology	Member
14	Dr.Kumudini Panigrahi	Asso.Prof., Microbiology	Member

Date:

07/12/19

Signature with stamp Dean/Principal/Director



Principal
S.O.A.

15	Dr.Sibabrata Pattnaik	Asso.Prof, Paediatrics	Member
16	Dr.Ipsa Mohapatra	Asst.Prof, Community Medicine	Member
17	Mrs. Mamata Panigrahi	Asst. Prof, Anatomy	Member
18	Dr. Soumya Mishra	Asst. Prof, Physiology	Member
19	Dr. C.Mohan Rao	Asst.Prof, Respiratory Medicine	Member
20	Dr.Matuli Das	Asst.Prof. Ophthalmology	Member

Details of the Orientation programme and Basic Course Workshop undergone by MEU: 02

Coordinator: *Dr. Basanta Kumar Behera, Professor Community Medicine MEU, Coordinator*

1. *Trained at MCI Regional Training Centre, S.C.B. Medical College, Cuttack
25.02.2011 to 28.02.2011*

2. *One day sensitization in ATCOM Module & 3days Revised basic Course on Medical Education Technologies at MCI RTC
MET, SCB Medical College, Cuttack. From 24.08.15 to 27.08.15.*

3. *Advance course (Felloship in Medical Education – FIME) at SRMC - MCI Nodal Centre, Chennai from 13.03.2016 to
15.03.2016*

Name of the MCI Regional Centre where

Above training has been undertaken : 1. SCB Medical College, Cuttack

Date/s of the above workshops : 25.02.2011 to 28.02.2011
24.08.15 to 27.08.15

Date:

07/2/19

Signature with stamp Dean/Principal/Director

Principal
KIMS

Details & Duration of Workshops in Medical Education Technology conducted by MEU: ---

One hundred fifty seven faculty members underwent the training for the basic course of workshop on medical education conducted in above stated regional centres and MEU, KIMS, BBSR Out of which 30 no.s in 2018.

a) One Workshop in the year 2018:-

Trained at MEU of KIMS under MCI Regional Training Centre, S.C.B. Medical College, Cuttack held from **01.02.2018 to 03.02.2018**

SL.No	Faculty Name	Designation & department
01	Dr. Bikash Chandra Satapathy	Assistant Professor, Department of Anatomy
02	Dr.Jagannath Upadhyaya	Tutor, Department of Anatomy
03	Dr. Soumya Mishra	Assistant Professor, Department of Physiology
04	Mrs. Anugya Aparajita Behera	Tutor, Department of Physiology
05	Dr. Preetinanda Parida	Assistant Professor, Department of Biochemistry
06	Dr. Alpana Mishra	Assistant Professor, Department of Community Medicine
07	Dr. C.Mohan Rao	Assistant Professor, Department of Respiratory Medicine
08	Dr. Biswamohan Mishra	Assistant Professor, Department of General Medicine
09	Dr.Bijay Kumar Sahoo	Assistant Professor, Department of General Medicine
10	Dr. Konchada Srikant	Assistant Professor, Department of Orthopedics
11	Dr.Sandeep Pradhan	Assistant Professor, Department of Orthopedics
12	Dr. Abhipsa Mishra	Assistant Professor, Department of O & G
13	Dr. Subhra Samantroy	Assistant Professor, Department of O & G
14	Dr. Pradip Kumar Maharana	Assistant Professor, Department of Anesthesiology
15	Dr. Saswati Das	Assistant Professor, Department of Anesthesiology
16	Dr. Sibabrata Pattnaik	Assistant Professor, Department of Paediatrics
17	Dr. Sanjay Sahu	Assistant Professor, Department of Paediatrics
18	Dr. Pradipta Kishore Khuntia	Assistant Professor, Department of General Sugery
19	Dr. Jagat Ballav Jagdev	Assistant Professor, Department of General Surgery
20	Dr. Prajna Das	Assistant Professor, Department of Pathology
21	Dr. Shilpa Anupurba	Assistant Professor, Department of Pathology
22	Mr. Priya Ranjan Lenka	Tutor Department of Microbiology
23	Dr. Shovna Dash	Assistant Professor, Department of Ophthalmology
24	Dr. Matuli Das	Assistant Professor, Department of Ophthalmology

Date:

07/2/19

Signature with stamp Dean/Principal/Director

Principal
KIMS

25	Dr. Rudra Narayan Biswal	Professor, Department of ENT
26	Dr. Pradipt Ranjan Sahoo	Assistant Professor, Department of ENT
27	Dr. Bhaskar Thakur	Asst. Professor, (Stastics), Department of Community Medicine
28	Dr. T.Sundar Sahoo	Assistant Professor, Department of Dermatology, Venereology & Leprosy
29	Dr. Ananya Apurba Patra	Assistant Professor, Department of Radio-Diagnosis
30	Dr. Pranab Mahapatra	Assistant Professor, Department of Psychiatry

b) One Workshop in the year 2017:-

Trained at MEU of KIMS under MCI Regional Training Centre, S.C.B. Medical College, Cuttack held from **17.04.2017 to 19.04.2017.**

01	Dr. Ranjita Panigrahi	Asso. Prof, Department of Pathology
02	Dr. Subhra Snigdha Panda	Asst. Prof, Department of Microbiology
03	Dr. Nipa Singh	Asst. Prof, Department of Microbiology
04	Dr. Sudeepa Das	Asst. Prof, Department of Anatomy
05	Dr. Gyanraj Singh	Asst. Prof., Department of Anatomy
06	Dr. R.N. Rout	Professor, Department of Community Medicine
07	Dr. Smruti Rn Nayak	Asso. Professor, Department of Community Medicine
08	Dr. Sarbeswar Pradhan	Asso. Prof, Department of Paediatrics
09	Dr. Swarnalata Das	Asso. Prof, Department of Paediatrics
10	Dr. Reshmi Mishra	Asso. Prof, Department of Paediatrics
11	Dr. Manas Ku Nayak	Asst. Prof, Department of Paediatrics
12	Dr. Debashish Mishra	Asst. Prof, Department of Orthopedics

Date:

07/2/19

Signature with stamp Dean/Principal/Director

Principal
KIMS

13	Dr. Siddhartha Sahu	Asst.Prof,Department of Orthopedics
14	Dr. Sudhansu Ku Rath	Prof.,Department of O&G
15	Dr.Sudarshan Dash	Asst .Prof,Department of O&G
16	Dr. G.Prasanna	Asst .Prof,Department of O&G
17	Dr. Rajalaxmi Sarangi	Asso.Prof. Department of Biochemistry
18	Dr. Amaresh Mishra	Asso.Prof,Department of Surgery
19	Dr.Pradipta Das	Asst.Prof,Department of Surgery
20	Dr. Ambika Prasad Mohanty	Professor, Department of Medicine
21	Dr.S.S.Panda	Prof.,Department of Medicine
22	Dr.Rajani Sarma	Asst.Prof,Department of Pathology
23	Dr.Prita Pradhan	Asst. Professor, Department of Pathology
24	Dr.Gurukrushna Mohapatra	Asst. Professor-cum- Epidomologist , Department of Community Medicine
25	Dr.Akshya Ku Parida	Prof.Department of Anasthesiology
26	Dr.Lingaraj Sahu	Asst.Prof., Department of Anesthesiology
27	Dr. Basanti Devi	Professor, Dermatology
28	Dr. Shagun Thakur	Asst. Prof. Department of FMT
29	Dr. Sudipta Ku Das	Asst. Prof. Department of Psychiatry

c) One Workshops in the year 2015:-

Trained at MEU of KIMS under MCI Regional Training Centre, S.C.B. Medical College, Cuttack held from **05.05.15 to 07.05.15.**

1. Dr. Ranjana Giri, Asso. Prof., Pathology

Date:

07/05/15

Signature with stamp Dean/Principal/Director

Principal
KIMS

2. Dr. Nageswar Sahu, Asst. Professor, Pathology
3. Dr. Surya Narayan Mishra, Asst. Prof., Microbiology
4. Dr. Madhumita Pattnaik, Asst. Prof., Anatomy
5. Mrs. Mamata Panigrahi, Asst. Prof., Anatomy
6. Dr. Sunny C., Asst. Professor, Pharmacology
7. Dr. Ratikanta Tripathy, Asst. Prof, Pharmacology
8. Dr. Saurav Patra, Asso. Prof, Biochemistry
9. Dr. Ipsa Mohapatra. Asst. Prof, Community Medicine
10. Dr. Nirmal Ku Mohakhuda, Asst. Prof, Paediatrics
11. Dr. Duryodhan Samal, Prof, Paediatrics
12. Dr. Krishna Mohan Miishra, Asso. Prof, Orthopedics
13. Dr. Jagat Jivan Mallick, Prof, O & G
14. Dr. Sashi Shankar Behera, Asso. Prof, O & G
15. D. Asima Das, Asso. Prof, O & G
16. Dr. Narahari Agasti, Asso. Prof, O & G
17. Dr. Niranjana Moharana, Asst. Prof, Surgery
18. Dr. Anjana Ekka, Asst. Prof, Surgery
19. Dr. Pravakar Khatua, Asst. Prof, Medicine
20. Dr. Pradip Ku Behera, Asso. Prof, Medicine
21. Dr. Prabhavati Mohanty, Prof, Physiology
22. Dr. Dillip Ch Das, Prof, Physiology
23. Dr. Amrut Ku Mohapatra, Asst. Prof, Pul. Medicine
24. Dr. Pratima Singh, Asst. Prof, Pul. Medicine
25. Dr. Bhagirathi Panda, Prof. Ophthalmology
26. Dr. Jagdish Ch Mishra, Asso. Prof, Anasthesiology
27. Dr. Chitta Rn Mohanty, Asst. Prof, Anasthesiology

d) Two Workshops in the year 2014:-

Trained at MEU of KIMS under MCI Regional Training Centre, S.C.B. Medical College, Cuttack held from

1. **6-03-2014 to 08-03-2014**

2. **21-08-2014 to 23-08-2014**

Date:

07/07/19

Signature with stamp Dean/Principal/Director

Principal
KIMS

Details of faculty who have undergone basic course workshop in *Medical Education Technology* at the allocated MCI Regional Centre

Sixteen faculty members underwent the training for the basic course of workshop on medical education conducted in above stated regional centres.

Trained at MCI Regional Training Centre, S.C.B. Medical College, Cuttack & Others Regional Training Centre in the following dates.

Trained at MCI Regional Training Centre, S.C.B. Medical College, Cuttack

20.03.2014 to 22.03.2014

1. Dr.Sonali Kar, Asso.Prof, Community Medicine
2. Dr.Amit Kumar Adhya,Asso.Prof, Pathology
3. Dr.Aswini Kumar Das, Asst.Prof. Dermatology

Trained at MCI Regional Training Centre, S.C.B. Medical College, Cuttack-**26.06.2014 to 28.06.2014**

- 1.Dr.Kanaklata Dash, Asst.Prof.,Pathology

Trained at MCI Regional Training Centre, S.C.B. Medical College, Cuttack

22-08-2013 to 24-08-2013

- 1.Dr.Snigdha Tripathy, Professor, Medicine
- 2.Dr.Asis Kumar Ray, Assoc.Prof, FM&T
- 3.Dr.Satyajit Sundar Ray, Asst.Prof, Community Medicine
- 4.Dr.Kavita Agrawal, Asst.Prof. Biochemistry

Trained at MCI Regional Training Centre, S.C.B. Medical College, Cuttack

06-04-2013


Dr. Jayaaprakash Russel Ravan, Asst.Prof,Psychiatry

Trained at MCI Regional Training Centre, S.C.B. Medical College, Cuttack

Date:

07/2/19

Signature with stamp Dean/Principal/Director



Principal
KING

13-09-2012 to 15-09-2012

1. Dr. Pramila Jena, Asso. Prof. O & G
2. Dr. Magna Manjareeka, Asst. Prof, Physiology

Trained at Sri Aurobindo Medical College & P.G. Institute, Indore, Madhyapradesh from **07-11-2011 to 09-11-2011**
Dr. Manas Ranjan Mishra, Asst. Prof, Pharmacology

Trained at Govt. Medical College, Kottayam, Kerala from **11-05-2011 to 13-05-2011.**

Dr. Rathin Kumar Duari, Asst. Prof, FM&T

Trained at MCI Regional Training Centre, S.C.B. Medical College, Cuttack
25.02.2011 to 28.02.2011

1. Dr. J.K. Dash, Professor & HOD, FM&T

Trained at NHL Municipal Medical College, Ahamedabad from **30-03-2010 to 01-04-2010**

Dr. Kanak Lata Purohit, Asso. Prof, Pathology

Dr. Ansuman Panigrahi, Asso. Prof, Community Medicine

Dr. Jayanti Mishra, Prof, Physiology

Trained at Govt. Medical College, Kottayam, Kerala from **06-09-2010 to 09-09-2010.**

Dr. Basanta Kumar Behera, Prof, Community Medicine

Trained at MCI Regional Training Centre, S.C.B. Medical College, Cuttack
to 28-11-2010

Dr. Subhranshu Patro, Asso. Prof. Medicine


Dr. Manas Ranjan Behera, Asso. Prof. Paediatrics

Feedback evaluation of workshops and action taken reports on the basis of feedback obtained (comments in the annexure 1)
(Annexure - 4)

Date:

07/2/19

Signature with stamp Dean/Principal/Director


Principal
S.C.B. Medical College
Cuttack

1.17 Continuing Medical Education: (Information not required for LOP inspection) (Annexure - 5)

Details of CMEs/ workshop organized by the college held in the past 1 year: 12

CME DETAILS DURING THE YEAR-2017-18

Sl.No	Department	Date	Credit hours
1	Pediatric	06.01.2019	4
2	FDP(MEU)	25.06.2018 to 29.06.2018	18
3	Gen. Surgery	28.10.2018	4
4	Pediatric	10.02.2018 to 11.02.2018	6
5	ENT	03.06.2018	4
6	ENT	21.09.18 to 22.09.2018	8
7	CTVS	03.11.2018	2
8	RBCW (MEU)	01.02.2018 to 03.02.2018	8
9	Biochemistry	07.01.2018	4
10	RBCW (MEU)	17.04.2017 to 19.04.2017	12
11	FDP(MEU)	26.06.2017 TO 30.06.2017	16
12	Pathology	09.09.2017 to 10.09.2017	6

Details of the credit hours awarded for the past one year (details/comments in annexure)

Annexure - 5

1.18 College Council: (Information not required for LOP inspection) (Annexure - 6)

- Name, designation, contact no. and address of the President & Secretary.

President

Prof. (Dr.) Pradeep Kumar Patnaik, Principal
Kalinga Institute of Medical Sciences,
KIIT Deemed to be University, Bhubaneswar - 24.
Mob +919910027120

Secretary

Signature with stamp Dean/Principal/Director

Date:

07/12/19

Principal
KIIT

Dr. Asis Kumar Ray,
 Professor & HOD - FM & T,
 Kalinga Institute of Medical Sciences,
 KIIT Deemed to be University, Bhubaneswar - 24.
 Mob +919861008281

- Composition of the Council (HODs as members & Principal / Dean as chairperson)

Chairperson - Principal
 Members - HOD's of all Departments

- No. of times the College Council meets per year (min 4) :_Six_
- Action taken report on College Council Meetings (details / comments in annexure II) **Annexure - 6**

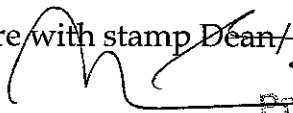
1.19 PG Course: If the college is running PG course; Please mention the intake of PG seats subject wise

Sr No.	Degree/Diploma	Subject	No. of Permitted sets	No. of recognized seats
1.	MD	Anatomy		02
2.	MD	Physiology		02
3.	MD	Biochemistry		02
4.	MD	Pharmacology		02
5.	MD	Pathology	06	02
6.	MD	Microbiology		02
7.	MD	Community Medicine		06
8.	MD	Forensic Medicine	03	
9.	MD	Medicine	10	

Date:

07/19

Signature with stamp Dean/Principal/Director


 Principal
 KIIT

10.	MD	Resp. Med.	03	
11.	MD	DVL	04	
12.	MD	Psychiatry	03	
13.	MD	Pediatrics	09	
14.	MS	Gen. Surgery	10	
15.	MS	Orthopedics	07	
16.	MS	Ophthalmology	04	
17.	MS	ENT	04	
18.	MS	O & G	09	
19.	MD	Anesthesiology	10	
20.	MD	Radio-diagnosis	08	

1.20 Clinical Material

Item	Daily average (of last 12 months) as provided by institute
O.P.D. attendance (At the end of OPD timing)	2401

Date:

07/2/19


 Signature with stamp Dean/Principal/Director

Item	Daily average (of last 12 months) as provided by institute	
Casualty attendance (24 hrs. data)	116	
No of admissions	126	
No. of discharges	121	
Bed occupancy: No of Beds occupied	624	
No of beds required	750	
Bed occupancy %	83	
Operative Work		
No, of major surgical operations	48	
No. of minor surgical operations	19	
No. of Day care operation	55	
No. of normal deliveries	4	
No. of caesarian sections	3	
Radiological Investigations - No of patients.	O.P.D	I.P.D

Date:


07/1/19

Signature with stamp Dean/Principal/Director
Principal
KIMS

Item	Daily average (of last 12 months) as provided by institute	
X-ray	362	81
Ultrasonography	130	57
Barium, IVP etc.	12	
C.T. Scan	30	
<u>Laboratory Investigations - No of patients/samples</u>	O.P.D	I.P.D
Biochemistry	1670	1045
Microbiology	137	79
Serology	346	207
Haematology	990	659
Clinical pathology	660	440
Histopathology	26	
<u>Cytopathology</u>	29	

Date:

07/19


 Signature with stamp Dean/Principal/Director
 principal
 2019

Item	Daily average (of last 12 months) as provided by institute	
Others	25	
Any other (HIV/AIDS, DOTs, Malaria etc)	28	


1.21 College Website:

Sr. No.	Details of information	Yes/No
1.	Details of Dean / Principal and Medical Superintendent Including their name, qualification complete address with telephone and STD code, fax and E-mail etc.	Yes
2.	Teaching staff, Resident doctors, non-teaching staff, Technical staff, Nursing staff--- (a) department & designation wise with joining date (b) Unit wise faculty & resident list	Yes
3.	Details of the affiliated university and its Vice-Chancellor and Registrars.	Yes
4.	Citizen Charter	Yes
5.	List of students admitted merit-wise category-wise (UG & PG) for the current and previous year.	Yes
6.	Result of all the examinations of last one year.	Yes
7.	Details of members of the Anti Ragging Committee with contact details including landline Phone, mobile, email etc...	Yes
8.	Details of members of the Gender Harassment Committee with contact details including landline Ph. mobile, email etc...	Yes
9.	Toll free number to report ragging.	Yes
10.	Details of the sanctioned intake capacity of various courses UG as well as PGs by the MCI. (with the scan copies of permission letter)	Yes
11.	Any research publication during the last one year.	Yes
12.	Details of any CME programmes, conferences and/or any academic activities conducted	Yes

Date:

07/2/19

Signature with stamp Dean/Principal/Director


 Principal
 KIMS


Sr. No.	Details of information	Yes/No
	by the institution.	
13.	Details of any awards and achievements received by the students or faculty.	Yes
14.	Detailed status of recognition of all the courses(with the scan copies of permission letter)	Yes
15.	Details of clinical material in the hospital	Yes
16.	unit /dept .wise beds distribution	Yes

Undertaking - To be given by the Dean/Principal of the Institute

I hereby given an undertaking that:

- (i) The college will admit students only after obtaining the permission from Central Govt.
- (ii) In the event of this declaration turning out to be either incorrect or any part of this declaration subsequently turning out to be incorrect or false, it is understood and accepted that the undersigned shall be responsible for any such misdeclaration or misstatement.
- (iii) In case, the declaration made by me is found to be false in any material point then necessary Civil / Criminal proceedings, including prosecution under Section 199 of the Indian Penal Code, 1860, may be initiated against me by the Competent Authority.
- (iv) The college has obtained all requisite statutory approvals.
- (v) The college has fulfilled all requirements as per the applicable Minimum Standard Requirement for the Medical College Regulations, 1999.
- (vi) The mandatory requirements laid down by the Persons with Disabilities Act are met by the college

Date: 07/2/19


Signature with stamp Dean/Principal/Director
Principal
M.M.C.

Diary No. → 152226
58.02.2019

MEDICAL COUNCIL OF INDIA

ASSESSMENT FORM FOR 150 - MBBS ADMISSIONS REPORT

(INCREASE IN ADMISSION CAPACITY FROM 100 TO 150)

Part A-II (2019-20)

(to be filled by the Assessors)

1.1 Type of Assessment

U/S 10A-regular/compliance: Letter of Permission (—), 1st renewal (—), 2nd renewal (—), 3rd renewal (—), 4th renewal (—)


U/S 10A- Increase Admission Capacity: Regular/Compliance: Letter of Permission (—), 1st renewal (—), 2nd renewal (—), 3rd renewal (—), 4th renewal (—)


U/S 11- Recognition - Regular/Compliance

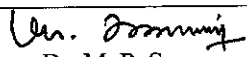
Continuation of Recognition - Regular / Compliance

Any Other: _____

Name of the Institution	:	Kalinga Institute of Medical Sciences
Address	:	Kushabhadra Campus (Campus 5), KIIT Deemed to be University, Bhubaneswar - 751024.
Telephone No.	:	0674-2725708, 2725415, 2725472
E-mail	:	principal@kims.ac.in

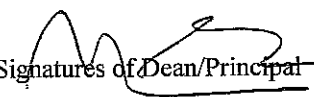

Dr. Abhimanyu Basu

Dr. Q. H. Khan



Dr. M. P. Saravanan 7/2/19

Signatures of the Assessors


Date 07/02/2019


Signatures of Dean/Principal
**Principal
KIMS**


College Website :	www.kims.ac.in		
Council Letter No. & Date	:	MCI - 37 (1) (UG)(RG - 5)/2018-Med./ dated 04.02.2019	
Assessment Date:	06.02.2019 & 07.02.2019	Last Assessment Date :	18 th & 19 th August 2017
PG Courses	:	Yes/No	

Particulars of Assessors

Name of the Assessors	Correspondence Address	Contact No.	Email
Dr. Abhimanyu Basu	Department of Surgery, Institute of Postgraduate Education & Medical Research, Kolkatta, West Bengal	9230812270/ 9433336732	ovmanyubasu@yahoo.co.in
Dr. Q. H. Khan	Department of Community Medicine, Late Baliram Kashyap Memorial Govt. Medical College, Dimrapal, Jagdalpur, Chhattishgarh	09479284841	qhkhan47@rediffmail.com
Dr. M. P. Saravanan	Department of Biochemistry, Govt. Stanley Medical College, Chennai, Tamilnadu	09443001629	maduraipandiansaravanan@gmail.com


Dr. Abhimanyu Basu

Dr. Q. H. Khan

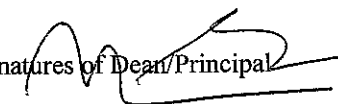

Dr. M. P. Saravanan 7/2/19

Signatures of the Assessors

Date


07/02/2019

Signatures of Dean/Principal


Principal
KIMS


1.2. The College has following

The campus plot is.	unitary/divided into _____ parts if divided, Please give details.
Building Plan approval from the competent authority.	Name---BDA--- No.--- 6150 BP/BDA BBSR -- Date---29.06.05
Building Use/ Occupancy Certificate from the competent authority.	Name-BDA -- No.--- 10455/BP/BDA,BBSR - Date--23.11.05---


1.3 **Dean/Principal:** Dr. (Prof.) Pradeep Kumar Pattnaik, M.D./M.S. with 23 years of teaching experience - 5 yrs of asst. professor & 4 yrs of experience of Asso Prof. He is also holding the post of Professor in the Department of 14 years.


Dean Office is located in the first floor of the college/building along with the administrative block. Adequate space (as per MSR guidelines by MCI) and other required facilities (as given in the table below) are provided/not provided to the administrative staff.

Office Space Requirement	Requirement Space (mts)	Available
Dean/Principal Office	36	Yes
Staff Room	54	Yes
College Council Room	80	Yes


Dr. Abhimanyu Basu

Dr. Q. H. Khan


Date 07/02/2019


Dr. M. P. Saravanan 7/2/19


Signatures of Dean/Principal

Signatures of the Assessors

Principal
KIMS

1.4 Medical Education Unit (MEU): (Annexure - 4)

Available as per Regulations	: Yes/No
Name of the MEU coordinator	: Dr. Basanta Kumar Behra-Professor SPM, 18 Y 3 M
Name, Designation & Experience of affiliated faculty	: Dr. Jayanti Mishra- Professor Physiology , 20 Y 4 M Dr. Sushansu Kumar Rath, Professor, O & G, 18 Y 11 M Dr. Rudra Narayan Biswal, Professor, ENT, 36 Y Dr. Sudhansu Sekhar Panda, Professor Medicine, 25 Y Dr. Krishana P. Tripathy , Professor Medicine, 17 Y 10 M Dr. Ansuman Panigrahi, Professor SPM, 14 Y 6M Dr. J.P.R. Ravan, Asso.Prof., Psychiatry, 14Y 2 M Dr. Magna Manjarika, Asso. Prof., Physiology, 11 Y Dr. Kavita Agrawal, Asso. Professor, Biochemistry, 12 Y 6 M Dr. Sweta Solan, Asst.Prof, Anatomy, 9 Y 6 M Dr. Basanti Kumari Pathi, Asso.Prof. Microbiology, 12 Y 1 M Dr. Kumudini Panigrahi, Asso.Prof., Microbiology, 11Y 6 M Dr. Sibabrata Pattnaik, Asso.Prof, Paediatrics, 13 Y 2 M Dr. Ipsa Mohapatra, Asst.Prof, SPM, 7 Y 6 M Mrs. Mamata Panigrahi, Asst.Prof.,Anatomy, 9Y 4 M Dr. Soumya Mishra, Asst. Prof, Physiology, 4 Y 6 M Dr. C.Mohan Rao, Asst.Prof, Respiratory Medicine, 5 Y 1 M

Dr. Abhimanyu Basu

Dr. Q. H. Khan

Dr. M. P. Saravanan 7/2/2019

Signatures of the Assessors

Date

07/2/2019


Signatures of Dean/Principal

Principal
KIMS

		Dr.Matuli Das, Asst.Prof. Ophthalmology, 5 Y 7 M									
Name of the MCI Regional (Nodal) Centre where above training has been undertaken	:	1. NHL Municipal Medical College, Ahmedabad 2. SCB Medical College, Cuttack									
Details of the Orientation programme and Basic Course Workshop undergone by MEU(No. of programmes organized during Academic year, No. of People attended, proceedings (to be verified at the time of assessment)	:	One hundred fifty seven faculty members underwent the training for the basic course of workshop on medical education conducted in above stated regional centres and MEU, KIMS, BBSR Out of which 30 no.s in 2018.									
Date/s of the above workshops	:	01.02.18 to 03.02.2018									
Details & Duration of Workshops in Medical Education Technology conducted by MEU	:	Five no.s of workshop out of which One Workshops in 2018 the details of faculties undertaken training in 2018 as mentioned below. Trained at MEU of KIMS under MCI Regional Training Centre, S.C.B. Medical College, Cuttack held from 01.02.18 to 03.02.2018.									
		<table border="1"> <thead> <tr> <th>SL.No</th> <th>Faculty Name</th> <th>Designation & department</th> </tr> </thead> <tbody> <tr> <td>01</td> <td>Dr. Bikash Chandra Satapathy</td> <td>Assistant Professor, Department of Anatomy</td> </tr> <tr> <td>02</td> <td>Dr.Jagannath Upadhyaya</td> <td>Tutor, Department of Anatomy</td> </tr> </tbody> </table>	SL.No	Faculty Name	Designation & department	01	Dr. Bikash Chandra Satapathy	Assistant Professor, Department of Anatomy	02	Dr.Jagannath Upadhyaya	Tutor, Department of Anatomy
SL.No	Faculty Name	Designation & department									
01	Dr. Bikash Chandra Satapathy	Assistant Professor, Department of Anatomy									
02	Dr.Jagannath Upadhyaya	Tutor, Department of Anatomy									



Dr. Abhimanyu Basu


Dr. Q. H. Khan


Dr. M. P. Saravanan

Signatures of the Assessors

Date


07/02/2019


Signatures of Dean/Principal
Principal
KIMS

	03	Dr. Soumya Mishra	Assistant Professor, Department of Physiology
	04	Mrs. Anugya Aparajita Behera	Tutor, Department of Physiology
	05	Dr. Preetinanda Parida	Assistant Professor, Department of Biochemistry
	06	Dr. Alpana Mishra	Assistant Professor, Department of Community Medicine
	07	Dr. C.Mohan Rao	Assistant Professor, Department of Respiratory Medicine
	08	Dr. Biswamohan Mishra	Assistant Professor, Department of General Medicine
	09	Dr. Bijay Kumar Sahoo	Assistant Professor, Department of General Medicine
	10	Dr. Konchada Srikant	Assistant Professor, Department of Orthopedics
	11	Dr. Sandeep Pradhan	Assistant Professor, Department of Orthopedics

Dr. Abhimanyu Basu

Signatures of the Assessors

Dr. Q. H. Khan

Date


Q. H. Khan
07/02/19

Dr. M. P. Saravanan

Signatures of Dean/Principal

Principal
KIMS

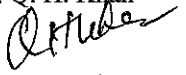
	12	Dr. Abhipsa Mishra	Assistant Professor, Department of O & G
	13	Dr. Subhra Samantroy	Assistant Professor, Department of O & G
	14	Dr. Pradip Kumar Maharana	Assistant Professor, Department of Anesthesiology
	15	Dr. Saswati Das	Assistant Professor, Department of Anesthesiology
	16	Dr. Sibabrata Pattnaik	Assistant Professor, Department of Paediatrics
	17	Dr. Sanjay Sahu	Assistant Professor, Department of Paediatrics
	18	Dr. Pradipta Kishore Khuntia	Assistant Professor, Department of General Sugery
	19	Dr. Jagat Ballav Jagdev	Assistant Professor, Department of General Surgery
	20	Dr. Prajna Das	Assistant Professor, Department of Pathology



Dr. Abhimanyu Basu

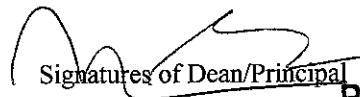
Signatures of the Assessors

Dr. Q. H. Khan

Date


07/02/2019


Dr. M. P. Saravanan


Signatures of Dean/Principal

Principal
KIMS

	21	Dr. Shilpa Anupurba	Assistant Professor, Department of Pathology
	22	Mr. Priya Ranjan Lenka	Tutor Department of Microbiology
	23	Dr. Shovna Dash	Assistant Professor, Department of Ophthalmology
	24	Dr. Matuli Das	Assistant Professor, Department of Ophthalmology
	25	Dr. Rudra Narayan Biswal	Professor, Department of ENT
	26	Dr. Pradipt Ranjan Sahoo	Assistant Professor, Department of ENT
	27	Dr. Bhaskar Thakur	Asst. Professor, (Stastics), Department of Community Medicine
	28	Dr. T. Sundar Sahoo	Assistant Professor, Department of Dermatology, Venereology & Leprosy
	29	Dr. Ananya Apurba Patra	Assistant Professor, Department of Radio- Diagnosis
	30	Dr. Pranab Mahapatra	Assistant Professor, Department of Psychiatry

Dr. Abhimanya Basu

Dr. Q. H. Khan

Dr. M. P. Saravanan

Signatures of the Assessors

Date

Signatures of Dean/Principal

Principal
KIMS

<p>Details of faculty who have undergone basic course workshop in <i>Medical Education Technology</i> at the allocated MCI Regional Centre</p>	<p>: One hundred fifty seven faculty members underwent the training for the basic course of workshop on medical education conducted in above stated regional centres and MEU, KIMS, BBSR</p>
<p>Details of faculty who have undergone advanced course workshop in <i>Medical Education Technology</i> at the allocated MCI Regional Centre</p>	<p>: The following faculties have under gone one day sensitization in ATCOM Module & 3days Revised basic Course on Medical Education Technologies at MCI RTC MET, SCB Medical College, Cuttack. From 02.12.15 to 05.12.15, 24.08.15 to 27.08.15, 28.03.2016, 27.06.2016 & 26.09.2016.</p> <ol style="list-style-type: none"> 1. Dr. Jyotin Ku Dash, Principal, Officer In charge MEU 2. Dr. Basanta Ku Behera, Prof. SPM,MEU Coordinator 3. Dr. Jayanti Mishra, Prof, Physiology,MEU Member 4. Dr. Magna Manjareeka, Asso. Prof, Physiology, MEU, Member 5. Dr. Rathin Ku Duari, Asst.Prof, FM&T, MEU Member 6. Dr. Shweta Solan, Asst.Prof, Anatomy, MEU Member 7. Dr. K. P. Tripathy,Professor, Medicine, MEU 8. Dr. Ansuman Panigrahi, Professor SPM, MEU 9. Dr. Amit Kumar Adhya, Professor, Pathology, MEU 10. Dr. J.P.R. Ravan, Asso.Prof., Psychiatry, MEU 11. Dr. Kavita Agrawal, Asst. Professor, Biochemistry, MEU 12. Dr. Ipsa Mohapatra, Asst.Prof, SPM, MEU 13. Dr. Basanti Kumari Pathi, Asst.Prof.

Dr. Abhimanyu Basu

Dr. Q. H. Khan

Dr. M. P. Saravanan

Signatures of the Assessors

Date

Signatures of Dean/Principal

Principal
KIMS

7/2/2019

		Microbiology, MEU 14. Dr. Kumudini Panigrahi, Asso.Prof., Microbiology, MEU Dr. Basanta Kumar Behera, Prof, Community Medicine and Dr. Jayanti Mishra, Professor, Physiology are doing the advance course in the nodal centre SRM University, Chennai.
Feedback evaluation of workshops and action taken reports on the basis of feedback obtained	:	Yes (Annexure - 3)

1.5 Continuing Medical Education : (Annexure - 5)

No and Details of CMEs/workshop organized by the college held in the past 1 year	:	12 no.s of CMEs/workshop organized by the college during last 1 year.			
Details of the credit hours awarded for the past one year	:	Sl.No	Department	Date	Credit hours
		1	Pediatric	06.01.2019	4
		2	FDP(MEU)	25.06.2018 to 29.06.2018	18
		3	Gen. Surgery	28.10.2018	4
		4	Pediatric	10.02.2018 to 11.02.2018	6
		5	ENT	03.06.2018	4
		6	ENT	21.09.18 to	8

Dr. Abhimanyu Basu

Dr. Q. H. Khan

Dr. M. P. Saravanan

Signatures of the Assessors

Date

07/02/2019

Signatures of Dean/Principal

Principal
KIMS

7/2/2019

		22.09.2018	
7	CTVS	03.11.2018	2
8	RBCW (MEU)	01.02.2018 to 03.02.2018	8
9	Biochemistry	07.01.2018	4
10	RBCW (MEU)	17.04.2017 to 19.04.2017	12
11	FDP(MEU)	26.06.2017 TO 30.06.2017	16
12	Pathology	09.09.2017 to 10.09.2017	6

1.6 College Council : (Annexure - 6)

Name, designation, contact no. and address of the President & Secretary.

President
 Prof. (Dr.) Pradeep Kumar Patnaik
 Kalinga Institute of Medical Sciences,
 KIIT Deemed to be University, Bhubaneswar -
 24.
 Mob +919910027120

Secretary
 Dr. Asis Kumar Ray,
 Professor & HOD - FM & T,
 Kalinga Institute of Medical Sciences,

Dr. Abhimanyu Basu

Dr. Q. H. Khan

Dr. M. P. Saravanan

Signatures of the Assessors

Date

Signatures of Dean/Principal

Principal
KIMS

		KIIT Deemed to be University, Bhubaneswar - 24. Mob +919861008281
Composition of the Council (HODs as members & Principal / Dean as chairperson)	:	Chairperson - Principal Members - HOD's of all Departments
No. of times the College Council meets per year (min 4)	:	Six times
Details of college Council meetings where students Welfare was discussed and Action taken report (details / comments in annexure II)	:	Annexure - 6

1.7 Pharmacovigilance Committee:

Present/Absent-(Annexure - 8)

No. of meeting in the previous yrs. 02 (Minutes to be checked)

Chairman	: Dr. Pradeep Kumar Patnaik	Principal
Members Secretary	: Dr. Manjushree Mohanty	Professor, Pharmacology
Covenor	: Dr. Ratikanta Tripathy	Asst. Prof., Pharmacology
Members	: Dr. Subhranshu Patro	Professor, Medicine
	: Dr. Niranjan Brahma	Asso. Professor, Pathology
	: Dr. Nirmal Kumar Mohakud	Associate Professor, Pediatrics
	: Dr. Jayaprakash Russell Ravan	Associate Professor, Psychiatry
	: Dr. Jogmaya Pattnaik	Asst. Professor, Oncology
	: Dr. Mitanjali Sethi	SR, Dermatology
	: Dr. Amrut Kumar Mohapatra	Assistant Professor, Respiratory Medicine
	: Dr. Asima Das	Prof., O & G
	: Dr. Sudarshan Dash	Associate Professor, O & G

Dr. Abhimanyu Basu

Dr. Q. H. Khan

Dr. M. P. Saravanan

Signatures of the Assessors

Date

Signatures of Dean/Principal

Principal
KIMS

: Dr. Palash Das Asst. Prof. , Paediatrics
 :Dr. Sujit Pradhan Consultant, ICU Insentivist
 :Mr. Anish Kumar Abraham Nursing Educator

1.8 Examination Hall:

Requirement	Available
No. - 1/2/3 Area - 250 Sq. mt. Capacity - 250	No. - 2 Area - 250 Sq. mt. each Capacity - 250 each

1.9 Lecture Theatres:

	Medical college		Hospital		Comments
	Req	Available	Req	Available	
Number	4	4	1	1	
Capacity	180 - 4 nos.	300 - 4 nos.	200	300	
Type (Gallery)	Yes / No		Yes / No		
A.V. Aids	Yes / No		Yes / No		

1.10 Library (Annexure - 9) Air-conditioned - Yes/No

Dr. Abhimanyu Basu

Dr. Q. H. Khan

Dr. M. P. Saravanan 21/2/2019

Signatures of the Assessors

Date

Signatures of Dean/Principal

Principal
KIMS

Working Hours:

- a. Stack room : 9 am to 6 pm
 b. Reading room : 24X7

	Required	Available	Remarks
Area	2400 Sq.m.	2400 Sq.m.	
Student Reading Room (Inside)	150 Capacity	152 Capacity	
Student Reading Room (Outside)	150 Capacity	152 Capacity	
Staff Reading Room	30 Persons	48 Persons	
Room for Resident/PG reading room	Yes	52, Yes	
Particulars	Required Nos.	Available Nos.	Remarks
No. of Books	11000	21201	
Journals (Indian)	70	71	
Journals (Foreign)	30	71	
Internet Nodes	40	40	

1.11 Common Room for Boys & Girls



	Area Required Sq. Mt.	Available Area Sq. Mt.	Toilet - Attached Y/N
Boys	150	155	Yes
Girls	150	155	Yes



Dr. Abhimanyu Basu

Signatures of the Assessors

Dr. Q. H. Khan


 Date 07/02/2019

 Dr. M. P. Saravanan



 Signatures of Dean/Principal
Principal
KIMS


1.12 Central Photography Section: Available Staff
 Yes/No
 Yes/No
 Photographer - 1
 Artist - 1
 Modeller - 1
 Asst Photographer - 1
 Dark Room Assistant-1
 AV Technician -1
 Storekeeper cum Clerk - 1
 Attendant - 1

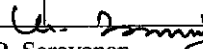
Equipments
 Yes/No
 SLR Camera-1
 Digital Video-1
 Computer - 1
 Colour Printer - 1

1.13 Hostel: Location - Within campus

Hostel Category	Required Capacity	Available Capacity (No Rooms X capacity of each room = Total capacity)	Furnished (Y/N)	Toilet Facility Adequate/ Inadequate	Mess (Y/N)	Hygiene of Hostel campus Y/N	AC Visitor room, AC Study room with internet & Computer, Recreation room with TV, Music, Indoor Games Y/N	Remarks
UG Students @ (60% Capacity)	450	Boys (144X2=288)	Yes	Adequate	Yes	Yes	Yes	
		Girls (144X2=288)	Yes	Adequate	Yes	Yes	Yes	



 Dr. Abhimanyu Basu

Dr. Q. H. Khan


Dr. M. P. Saravanan

 7/2/2015

Signatures of the Assessors

Date 07/02/2015


 Signatures of Dean/Principal

Principal
 KIMS


Interns @ 50% Capacity	75	Boys 25X2=50 Girls 30X2=60	Yes	Adequate	Yes	Yes	Yes	
Resident @ 100% Capacity including PG	86	Boys 48X2=96 Girls 18X2=36	Yes	Adequate	Yes	Yes	Yes	
Nurses @ 20% Capacity	75	36X3 =108	Yes	Adequate	Yes	Yes	Yes	



Residential Quarters:

Category	Required Nos.	Available Nos.	Remarks
Teaching Staff @ 20% Capacity	26	30	
Non-Teaching Staff @ 20% Capacity	36	44	

1:14 Recreational Facilities:

Outdoor games	Yes/No
Play field/s	Available
Type of games	Cricket, Football, Badminton, Volleyball
Indoor games facilities	Yes/No


 Dr. Abhimanyu Basu

 Dr. Q. H. Khan


 Dr. M. P. Saravanan

Signatures of the Assessors

Date

07/02/2019


 Signatures of Dean/Principal
Principal
KIMS

Gymnasium	Available / Not available.
-----------	----------------------------

1.15 Gender Harassment Committee :- Yes/No (Documents to be attached as annexure) (Annexure - 11)

Chairman	: Dr. Satyanarayan Shamal	Professor & HOD - Anatomy
Members	: Dr. Rama Chandra Dash	Professor & HOD - Psychiatry
	Dr. Jagadananda Jena	Professor & HOD - Microbiology
	Dr. Dipti Patnaik	Professor - Microbiology
	Dr. Pramila Jena	Professor - O & G
	Dr. Vikash Gurbani	Asst. Professor - FMT
	Dr. Jayanti Mishra	Professor - Physiology

1.16 Anti Ragging Committee: Yes/No (Documents to be attached as annexure) (Annexure -10)

Sl. No	Name	Designation	Position
1	Maj.Gen(Dr)P.K.Patnaik	Principal ,KIMS	Chairman
2	Dr. Jyotin Kumar Dash	Medical Superintendent	Member
3	Prof.(Dr.)Basanta Ku Behera	Prof. Community Medicine & Warden Boys Hostel	Member & Convener
4	Dr. Debee Prasad Dash	Prof & HOD, Respiratory Medicine	Member
5	Dr. Rudra Narayan Biswal	Prof & Head, ENT	Member
6	Dr.Rabindra Nath Rout	Prof Community Medicine	Member
7	Dr.Jayanti Mishra	Prof. Physiology	Member
8	Dr.Subhra Snidha Panda	Asst.Professor, Microbiology	Member
9	Mr. Jayashankar Mishra	Advocate,Odisha High Court	Member
10	Mr. L.C.Amarnathan	IPS(Retd),Police	Member
11	Mr. Dillip Kumar Panda	Dy.Registrar, General Administration	Member

Dr. Abhimanyu Basu

Dr. Q. H. Khan

Dr. M. P. Saravanan

Signatures of the Assessors

Date

Signatures of Dean/Principal

Principal
KIMS

1.17 Biometric Devices:

- (a) No of OFAMOS devices installed in the college .: 07 no.s
 (b) Whether all OFAMOS devices are working conditions?: *No, (five is functional)*
 (c) If not the reason thereof, and whether complaints lodge to SI: Yes
 (d) Number of faculty punches recorded on the day of assessment.: 74
 (e) Any other relevant information. - Total 180 faculties is registered out of that 100 has been relieved

TEACHING HOSPITAL

2.1 Name of the Hospital: Pradyumna Bal Memorial Hospital, Bhubaneswar
 Owned by: Government/Trust/Society/Company

2.2 Name of the Medical Superintendent: Dr. Jyotin Kumar Dash, MD/MS (FMT), with 12 years administrative experience.

	Space Requirement	Availability
Medical Supdt's Office	36 sq. mt.	38 Sq.mt.
Administrative Office	150 sq. mt	155 Sq.mt.

Dr. Abhimanyu Basu

Dr. Q. H. Khan

Dr. M. P. Saravanan

Signatures of the Assessors


Date

Signatures of Dean/Principal

Principal
KIMS

2.3 Teaching and other facilities :

OPD Timings	:	_09_ A.M. to _05_ P.M.
Separate Registration areas for male/female patients available	:	yes/ no
Separate Registration counters for OPD/IPD	:	available/ not available
Are the Registration counters computerized	:	yes/ no
Staff for registration center	:	adequate / inadequate (on the basis of OPD attendance)
Waiting areas for above patients available	:	yes/ no
No. of rooms for examination of patients available	:	4 examination room for each department yes/ no
Capacity of teaching area in each department	:	30 capacity in each department yes/ no
Enquiry Desk	:	yes/ no



Dr. Abhimanyu Basu


Dr. Q. H. Khan


Dr. M. P. Saravanan

Signatures of the Assessors

Date


07/02/2019


Signatures of Dean/Principal

Principal
KIMS

2.4 Facilities available in OPD

-Medicine Injection room - Male - Female	Yes/No Yes/No	E.C.G. Room	Yes/No
Surgery Dressing room - - Male - Female	Yes/No Yes/No	Minor OT	Yes/No
Orthopaedics Plaster room Dressing room - - Male - Female	Yes/No Yes/No Yes/No	Plaster cutting room	Yes/No
Ophthalmology	Refraction Rooms Dark Rooms Dressing Rooms / Minor Procedure Room		Yes / no Yes / no Yes / no
ENT	Audiometry (AC & Sound proof) Speech Therapy		Yes / no Yes / no
Pediatrics	Child Welfare Clinic Immunization Clinic Child Rehabilitation Clinic		Yes / no Yes / no Yes / no Yes / no
OBS & GYN	Antenatal Clinic Sterility Clinic Family Welfare Clinic Cancer Detection Clinic		Yes / no Yes / no Yes / no Yes / no

Comments :

Dr. Abhimanyu Basu

Dr. Q. H. Khan

Dr. M. P. Saravanan

Signatures of the Assessors

Date

Signatures of Dean/Principal

Principal
KIMS

2.5 Total Number Of Teaching Beds (Distance between two beds should be 1.5 m.)

Teaching Hospitals in Campus with Total Beds 750.

Teaching Hospitals in ~~Outside the Campus~~ (~~_____ Kms. from the campus~~) with ~~Total Beds _____~~.

Department	Ward Nos.	Beds Required *	Total Beds Available	Facilities Available in Each Ward						Remarks
				Nursing Station Y/N	Exam/Treat Room Y/N	Pantry Y/N	Store Room Y/N	Duty Room Y/N	Demo Room (25 Capacity) Y/N	
Gen. Medicine	5	150 5units	150	Yes	Yes	Yes	Yes	Yes	Yes	
Pediatrics	3	90 3units	90	Yes	Yes	Yes	Yes	Yes	Yes	
TB & Respiratory Medicine	1	30 1unit	30	Yes	Yes	Yes	Yes	Yes	Yes	
Psychiatry	1	30 1unit	30	Yes	Yes	Yes	Yes	Yes	Yes	
Dermatology	1	30 1unit	40	Yes	Yes	Yes	Yes	Yes	Yes	
Gen. Surgery	5	150 5units	150	Yes	Yes	Yes	Yes	Yes	Yes	
Orthopedics	3	90 3units	90	Yes	Yes	Yes	Yes	Yes	Yes	
Ophthalmology	1	30 1unit	40	Yes	Yes	Yes	Yes	Yes	Yes	
ENT	1	30 1unit	40	Yes	Yes	Yes	Yes	Yes	Yes	
OB & GYN	3	90 (obs- 60, gye - 30) 3units	90	Yes	Yes	Yes	Yes	Yes	Yes	
Total	24	650 beds as per UG requirements	750							

Dr. Abhimanyu Basu

Dr. Q. H. Khan

Dr. M. P. Saravanan

Signatures of the Assessors

Date

Signatures of Dean/Principal

Principal
KIMS

* If PG courses are running, beds requirement to be increased accordingly.

2.6 Clinical material (*Random verification to be done by the Assessor).

Item	On the Day of assessment		Remarks
	O.P. D	I.P.D	
O.P.D. attendance at 2.00 PM On first day	1937 up to 2 pm		
Casualty attendance (24 hrs. data)	117		
No of admissions	123		
No. of discharges	116		
Bed occupancy% at 10.00AM on first day	81%		
Operative Work			
No, of major surgical operations	42		
No. of minor surgical operations	78		
No. of normal deliveries	3		
No. of caesarian sections	3		
Radiological Investigations (No. of patients)	O.P. D	I.P.D	
X-ray	354	85	
Ultrasonography	126	54	
Barium, IVP etc.	2		
C.T. Scan	31		

Dr. Abhinav Basu

Dr. Q. H. Khan

Dr. M. P. Saravanan


Signatures of the Assessors

Date

Signature of Dean/Principal

Principal
KIMS

Item	On the Day of assessment		Remarks
	O.P. D	I.P.D	
Laboratory Investigations - No. of Patients/ samples			
Biochemistry	1683	1071	
Microbiology	129	60	
Serology	351	190	
Hematology	1023	648	
Clinical pathology	674	431	
Histopathology	-	28	
Cytopathology	31	-	



Dr. Abhimanyu Basu

Signatures of the Assessors

Dr. Q. H. Khan

Date



07/02/2019

Dr. M. P. Saravanan

Signatures of Dean/Principal

Principal
KIMS

2.7 **Medical Record Section:**Manual / Computerized Computerized ICD X classification of diseases followed for indexing : ~~yes~~/no2.8 **Central casualty services :**No of Beds: Required 25 Available 25

- Number of CMO posted/Shift : 02 No. of CMO present during Assessment round 02
- Number of nurses posted / Shift: 04 Total No. of CMO 08
- Separate casualty for OBGY cases: **available, if yes** No. of beds 05 / **not available,**

Equipment	Availability Y/N	Number
Central Oxygen & suction facility	Y	On all beds
Pulse oximeter	Y	10
Ambu bag	Y	4
Ultrasonography Machine	Y	1
Crash Cart	Y	2
Emergency Drug Tray	Y	2
Defibrillator	Y	1

Dr. Abhimanyu Basu

Dr. Q. H. Khan

Dr. M. P. Saravanan

Signatures of the Assessors

Date

Signatures of Dean/Principal

Principal
KIMS

Equipment	Availability Y/N	Number
Ventilator	Y	2
X-ray Unit - (Mobile) & X-ray Static	Y	1
Minor OT	Y	1

Comments:

2.9 Clinical Laboratories

Central Clinical Laboratory: Under control of department of : Pathology

Separate sections for pathology, microbiology, hematology & biochemistry: **available/not available.**

2.10 Operation theatres

Type	Requirement	Available	Remarks
Major	9	11	
Minor	2	2	

Dr. Abhimanyu Basu

Signatures of the Assessors

Dr. Q. H. Khan

Date


Dr. M. P. Saravanan

Signatures of Dean/Principal

Principal
KIMS

2.11 Equipment available in O. T. Block (Specify numbers) (Annexure - 16)


Dept	Theatres Nos.	A/C Y/N	Central Oxy/ Nitrous Oxide Y/N	Anesthesia Machine Y/N	Multipara Monitor with Capnograph Y/N	Defibrillators Y/N	Infusion Pumps Y/N	Remarks
Gen Surgery	3	Y	Y	Y	Y	Y	Y	
ENT	1	Y	Y	Y	Y	Y	Y	
Ophthal	1	Y	Y	Y	Y	Y	Y	
Ortho	2	Y	Y	Y	Y	Y	Y	
OBS & GYN	2	Y	Y	Y	Y	Y	Y	
Emergency	1	Y	Y	Y	Y	Y	Y	
Septic	1	Y	Y	Y	Y	Y	Y	

No. of Pre-operative Beds available 11No. of Post Operative Beds available 22



Dr. Abhimanyu Basu

Signatures of the Assessors


Dr. Q. H. Khan



Date 27/02/2017



Dr. M. P. Saravanan 7/2/2017



Principal
KIMS

2.12 Intensive Care: Following intensive areas are available -

Type	Beds (Required)	Beds (Available)	Patients on day of assessment	AC Y/N	Central Oxygen/Suction Y/N	Major Equipment (Monitor, Ventilator, ABG, Pulse Oximeter etc.) Y/N	Remarks if any
ICCU	5	6	4	Yes	Yes	Yes	
ICU	5	28	26	Yes	Yes	Yes	
SICU	5	5	4	Yes	Yes	Yes	
NICU/PICU	5	34 / 10	27/8	Yes	Yes	Yes	

2.13 Labor Room

Rooms	Beds	Remarks
Clean Cases	4	
Septic Cases	2	
Eclampsia	2	

Dr. Abhimanyu Basu

Dr. Q. H. Khan

Dr. M. P. Saravanan

Signatures of the Assessors

Date

Signatures of Dean/Principal

Principal
KIMS

2.14 Radiological Facilities:

Equipment	Required no.	Available no.	AERB Approval Y/N (Annexure - 14)	Functional Status at the time of assessment Y/N	Remarks if any
Mobile X Ray					
60 mA	3	3	Yes	Functional	
100 mA	3	3	Yes	Functional	
Static X Ray					
300 mA	2	1	Yes	Functional	
500mA		1	Yes	Functional	
600mA	2	2	Yes	Functional	
800/1000 mA	2	2	Yes	Functional	
CT Spiral Minimum 16 slice	1	1 with 64 slice	Yes	Functional	

Equipment	Required no.	Available no.	PNDT Approval Y/N (Annexure - 15)	Functional Status at the time of assessment Y/N	Remarks if any
USG	3	3	Yes	Yes, Functional	

2.15 Blood Bank: (Annexure - 19)

Dr. Abhimanyu Basu

Dr. Q. H. Khan

Dr. M. P. Saravanan 7/2/2019

Signatures of the Assessors

Date

07/02/2019

Signatures of Dean/Principal

Principal
KIMS

Available and functional: **Yes/No**

Number of units dispensed in a day _____ 16 (Average)_

Number of units stored on day of assessment _____ 193 _____

License valid up to: 15.11.2022 (LICENCE NUMBER AND COPY TO BE APPENDED AS ANNEXURE-VII)

Blood Separation Facility - Available/Not available

2.16 Pharmacy : Pharmacist/Staff available: List to be included (Annexure - 21)

- No. of sub-stores located in different parts of hospital: _____ 07 _____

•

2.17 Central sterilization Department :

- Timings 24 Hrs _____ & Shifts: 3 _____
- Equipment: Horizontal autoclaves 03 / Vertical autoclaves Nil, ETO Sterilisers: 03 No.
- Separate receiving and distribution points - Yes/No

•


2.18 Intercom: Available : yes/no

No. of incoming lines 12 No. of extension lines: 399

2.19 Central laundry/Alternative Arrangements:

In House/~~Outsourced~~ {if outsourced, then MOU copy to be annexed} :

Type of Laundry: Mechanized / ~~Manual~~





Dr. Abhimanyu Basu

Signatures of the Assessors


Dr. Q. H. Khan

Date

Dr. M. P. Saravanan

Signatures of Dean/Principal



Principal
KIMS

2.20 Kitchen/ Alternative Arrangements

- In-House/~~Outsourced~~ {if outsourced, then MOU copy to be annexed} :
- Food free of charge: yes/~~no~~ Number of patients 600-650
- Provision of special diet: yes/~~no~~
- Services of a nutritionist/ dietician: available/~~not available~~

2.21 (a) Total no. of Canteens: Three For staff One For students One For Patients/Relatives: One
 (b) Total no. of Mess in campus : Four

2.22 Arrangements for Biomedical Waste Management. (Annexure - 20)

- Outsourced/~~in-house~~ : (if outsourced, append MOU) (If in-house, please specify details of facilities available)

2.23 Central Research Lab:

- Available - Yes/~~No~~
- Facilities - Adequate/~~Not Adequate~~
- Research Projects:
 - Completed Nos 04
 - Ongoing Nos 10

Dr. Abhinav Basu

Dr. Q. H. Khan

Dr. M. P. Saravanan

Signatures of the Assessors

Date


Signatures of Dean/Principal

Principal
KIMS

2.24 Nursing and Paramedical staff :

Nursing staff:	No of Beds <u>750</u>	
Category	Required Nos.	Available Nos.
Staff Nurses	309	701
Sister Incharge	45	50
ANS	12	15
DNS	5	6
Nursing Suptd	1	1
Total	372	773

Paramedical And Non teaching staff	Required Nos.	Available Nos.
	182	917




Dr. Abhimanyu Basu

Signatures of the Assessors

Dr. Q. H. Khan

Date



07/02/2019

Dr. M. P. Saravanan

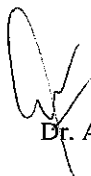
Signatures of Dean/Principal


Principal
KIMS

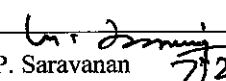
MEDICAL COLLEGE

3.1 College Website:

Sr. No.	Details of information	Yes/No
1.	Details of Dean / Principal and Medical Superintendent Including their name, qualification complete address with telephone and STD code, fax and E-mail etc.	Yes
2.	Teaching staff, Resident doctors ,non-teaching staff , Technical staff , Nursing staff-- (a)department & designation wise with joining date (b) Unit wise faculty & resident list	Yes
3.	Details of the affiliated university and its Vice-Chancellor and Registrars.	Yes
4.	Citizen Charter	Yes
5.	List of students admitted merit-wise category-wise (UG & PG) for the current and previous year.	Yes
6.	Result of all the examinations of last one year.	Yes
7.	Details of members of the Anti Ragging Committee with contact details including landline Phone, mobile, email etc...	Yes
8.	Details of members of the Gender Harassment Committee with contact details including landline Ph. mobile, email etc...	Yes
9.	Toll free number to report ragging.	Yes
10.	Details of the sanctioned intake capacity of various courses UG as well as PGs by the MCI. (with the scan copies of permission letter)	Yes
11.	Any research publication during the last one year.	Yes
12.	Details of any CME programmes, conferences and/or any academic activities conducted by the institution.	Yes
13.	Details of any awards and achievements received by the students or faculty.	Yes


Dr. Abhimanyu Basu

Dr. Q. H. Khan



Dr. M. P. Saravanan


Signatures of the Assessors

Date



Signatures of Dean/Principal




Principal
KIMS

Sr. No.	Details of information	Yes/No
14.	Detailed status of recognition of all the courses(with the scan copies of permission letter)	Yes
15.	Details of clinical material in the hospital	Yes
16.	unit /dept .wise beds distribution	Yes

3.1 (a) College timings 9 am To 5 pm

3.2 Teaching Programme:

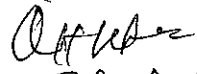
Didactic teaching	Yes/ no
Demonstration	Yes/ no
Integrated teaching (Horizontal/ Vertical teaching)	Yes/ no
Clinical posting	Yes/ no
Clinical Pathological Conference	Yes/ no
Grand Rounds	Yes/ no
Statistical Meeting	Yes/ no
Seminars	Yes/ no

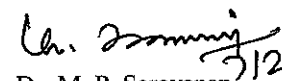

Dr. Abhimanyu Basu

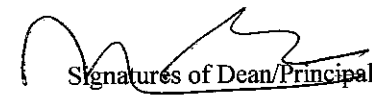
Signatures of the Assessors

Dr. Q. H. Khan

Date


07/02/2019


Dr. M. P. Saravanan 5/12/2011


Signatures of Dean/Principal
Principal
KIMS

Teaching Facilities:


3.3 Anatomy

Required	Available	Required	Available
Demonstration Room/s • No <u>02</u> With 80 seating capacity • Capacity - 75 to 100 students - 809	02 With 80 seating capacity	AV Aids:	LCD Projector, OHP, Computer etc.
• Histology practical laboratory - 01 • Number of Lab seats <u>90</u> • Number of microscopes <u>100</u> • Dissection Microscopes <u>05</u>	Available	Museum: <u>60</u> seating capacity • Mounted specimens • Models - Wet & Dry • Bone Sets - Articulated- & Disarticulated- • MRI & CT	TV Available 314 229 & 85 07 43 20 & 11
• Dissection Hall	One		
Number of dissection tables - _____	25	Number of cadavers - _____	17
Cold store / cooling chambers -Capacity of _____ Bodies	4 (Big) & 4 (Small) Capacity 8 Bodies	Storage tank - _____	08
Embalming room -	One	Band saw	02
Lockers - _____	150	Departmental Library- (80-100 Books.)	227 books

Adequate exhaust, light, water supply and drainage facilities - Available/not available.



Dr. Abhimanyu Basu

Dr. Q. H. Khan


Dr. M. P. Saravanan

Signatures of the Assessors

Date


Signatures of Dean/Principal


Principal
KIMS

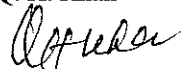
3.4 Physiology


Required	Available	Required	Available
Demonstration Room/s • No - _____ • Capacity - _____	02 With 80 seating capacity	AV Aids:	2 LCD , One OHP, Computer etc Available
Mammalian laboratory	01, Share with Pharmacology	Haematology laboratory	Available
Amphibian Laboratory	01	Clinical Physiology Lab.	Available
Departmental Library - 80-100 Books	200 books		

3.5 Biochemistry

Required	Available	Required	Available
Demonstration Room/s • No _____ • Capacity - _____	02 With 80 seating capacity	AV Aids:	LCD Projector, OHP, Computer etc.
Number of practical laboratory/ies -	01	Library / Seminar rooms - 80-100 Books	142 books
Number of Lab seats - _____	92		

 Dr. Abhimanyu Basu

Dr. Q. H. Khan



Dr. M. P. Saravanan

Signatures of the Assessors

Date

07/02/2019

Signatures of Dean/Principal


Principal
KIMS


3.6 Pathology

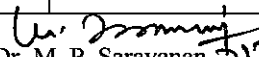
Required	Available	Required	Available
Demonstration Room/s • No - __01__ • Capacity - __80 students in each room__	01 With 80 seating capacity	AV Aids:	LCD Projector, OHP, Computer etc.
Practical labs - • Morbid Anatomy/Histopath./ Cytology - ____ Microscopes____ • Clinical Pathology/Hematology - ____ Microscopes____	100 monocular	Museum:____, Seating Capacity-____ students Specimens: • Mounted • Unmounted • Catalogues	01 with 40 seating capacity 426 48 15
Departmental library - 80-100 Books	231 books		
Service Lab - Histopathology/Cytopathology/Hematology/Any specialized work	Available		

3.7 Microbiology

Required	Available	Required	Available
Demonstration Room/s • No - __02__ • Capacity - __80__ students	02 With 80 seating capacity	AV Aids:	LCD Projector, OHP, Computer etc.
practical laboratory__ Number of Lab seats - ____ Number of microscopes/laboratory - ____	01 90 95	Media preparation facility Autoclaving, Washing and drawing room	5 autoclaves Available
Number of service laboratories - __7__	7	Museum:	01 with 40


 Dr. Abhimanyu Basu



 Dr. Q. H. Khan


 Dr. M. P. Saravanan 7/21/2017

Signatures of the Assessors

Date

07/02/2017


 Signatures of Dean/Principal
Principal
KIMS

		Specimen, Charts, Models & Catalogue seating capacity- _____	seating capacity Specimen-22 Charts - 71 Models - 08 Catalogues - 15
Departmental library - 80-100 Books,	209 books		

3.8 Pharmacology

Required	Available	Required	Available
Demonstration Room/s • No - __02__ • Capacity - __80__ students	02 With 80 seating capacity	AV Aids:	LCD Projector, OHP, Computer etc.
Experimental Pharmacology	Available	Museum: _____ seating capacity	01 with 40 seating capacity
Clinical pharmacology/pharmacy	Available	• Specimens • Charts • Models • History of Medicine • Catalogues	• Specimens - 70 crude & 223 brand drugs • Charts 46 • Models 26 • History of Medicine - 24 scientist chart • Catalogues 15
Departmental Library - 80-100 Books	154 books		
Computer Assisted Learning Lab	Available	Mannequins	Available

Dr. Abhimanyu Basu

Dr. Q. H. Khan

Dr. M. P. Saravanan

Signatures of the Assessors

Date

Signature of Dean/Principal

Principal
KIMS

3.9 Forensic Medicine

Required	Available	Required	Available
Demonstration Room/s • No - <u>02</u> • Capacity - <u>80</u> students	02 With 80 seating capacity	AV Aids:	LCD Projector with screen, OHP, Computer etc.
Forensic Medicine Practical Lab	Available	Museum :	
Autopsy Block. Location - In/Near hospital in a separate structure.	Available	• Medico-Legal Specimens <u>98</u>	
Cold storage - Capacity of <u> </u> Bodies	04 Bodies	• Charts <u>55</u>	
Departmental library - 80-100 Books	167 books	• Prototype fire arms <u>10</u>	
		• Slides <u>106</u>	
		• Poisons <u>100</u>	
		• Photographs <u>53</u>	
		Catalogues <u>20</u>	

3.10 Community Medicine

Required	Available	Required	Available
Demonstration Room/s • No - <u>02</u> • Capacity - <u>80</u> students	02 With 80 seating capacity	AV Aids:	LCD Projector with screen, OHP, Computer etc.
Museum: • Charts • Models • Specimens • Catalogues	Available 99 79 35 15	Practical lab - 1	One Available
Departmental Library - 80-100 Books	190 books		

Dr. Abhimanyu Basu

Dr. Q. H. Khan

Dr. M. P. Saravanan

Signatures of the Assessors

Date

Signatures of Dean/Principal

Principal
KIMS

3.11 Health Centers (Department of Community Medicine)

RHTC: Kalarabanka (place) 35km (Distance from the college)

Population covered by the RHTC	54000
It is affiliated to College Yes/No	Yes, Institution owned
No. of Students <u> 25 </u> Visit per batch throughout the year	Yes, Twenty five in each batch
No. of Interns <u> 16 </u> Posted per batch throughout the year	Yes, Sixteen in each batch
Separate blocks for accommodating boys in <u> 10 </u> rooms having <u> 20 </u> beds. Girls <u> 10 </u> rooms having <u> 20 </u> beds.(For Interns)	Yes, Available (Separate rooms for boys & girls)
Facilities for cooking & dining - Yes/No	Yes
Daily OPD	75 patients per day in OPD and 2 patients per day in IPD
Specialist visits if any	Specialist are posted on rotation Basis like Pediatrics ,O&G, Ophthalmology, ENT, Dermatology, Dentistry etc.
Cold chain equipment available	Yes, Available ILR-1 Deep Freezer-1

Dr. Abhinmanyu Basu

Dr. Q. H. Khan

Dr. M. P. Saravanan

Signatures of the Assessors

Date

Signatures of Dean/Principal

Principal
KIMS

Survey/MCH/Immunization/FP registers	Yes
Activities under the National Health Programmes	Yes, available (Immunization Services & Antenatal Services etc. available)

3.12 Details of U.H.T.C.: Niladri Bihar Place 4 km Distance from college

Population covered by the UHC	12152 (slum) & 10000 (non slum)
It is affiliated to College Yes/No	Yes, Own by College
Daily OPD	OPD-35 - 40 patient per day
Diagnostics camps	Once in three months
Survey/MCH/Immunization/FP registers	Yes
Specialist visits if any	Yes, Specialist are posted on rotation Basis like Pediatrics ,O&G, Ophthalmology, ENT, Dentistry etc. once in a week
No. of Students and interns posted in batches of	30 to 35 in each batch of Student & 16 in each of Interns
Deficiency if any	Nil

Dr. Abhimanyu Basu

Signatures of the Assessors

Dr. Q. H. Khan

Date

Dr. M. P. Saravanan

Signatures of Dean/Principal

Principal
KIMS

3.13 CONDUCT OF III MBBS EXAMINATION *(only for recognition under 11(2)): Not Applicable.*

- University which conducts Examination:
- No. of Candidates appeared in Examination:
- The III MBBS examination (Part-II) was conducted satisfactorily: **yes/no**
- Centre for written/practical examination: _____.
- Was the standard sufficient for MBBS Examination as required by Regulations of the Medical Council of India? _____

3.14

Medical College-Staff Strength:

Name of College: Kalinga Institute of Medical Sciences, Bhubaneswar, Odisha.

Number of students

PG Courses (Yes/No): Yes in all Department If yes, specify

1. _____ 2. _____ 3. _____ 4. _____ 5. _____

6. _____ 7. _____ 8. _____ 9. _____ 10. _____

11. _____ 12. _____ 13. _____ 14. _____ 15. _____

16. _____ 17. _____ 18. _____ 19. _____ 20. _____

Dr. Abhinav Basu

Signatures of the Assessors

Dr. Q. H. Khan

Date

Q. H. Khan
07/02/2019

Dr. M. P. Saravanan

Signatures of Dean/Principal

Principal
KIMS

M. P. Saravanan
5/2/2019

Calculation Sheet (Date: 06.02.2019 & 07.02.2019 __)

Department	Designation	Requirement as per MSR (UG)	Additional faculty required for running PG courses (if any)	Total (UG + PG)	Accepted	Deficiency
Anatomy	Professor	1		1	2	
	Assoc. Prof.	1		1	2	
	Asstt.Prof.	2		2	3	
	Tutor	3		3	3	
Physiology	Professor	1		1	1	
	Assoc. Prof.	1		1	2	
	Asstt.Prof.	2		2	2	
	Tutor	3		3	3	
Biochemistry	Professor	1		1	3	
	Assoc. Prof.	1		1	3	
	Asstt.Prof.	2		2	1	
	Tutor	4		4	2	
Pharmacology	Professor	1		1	3	
	Assoc. Prof.	1		1	2	
	Asstt.Prof.	2		2	2	
	Tutor	3		3	3	
Pathology	Professor	1		1	4	
	Assoc. Prof.	3	+1	4	5	
	Asstt.Prof.	3	+1	4	6	
	Tutor	5	+1	6	11	
Microbiology	Professor	1		1	3	
	Assoc. Prof.	1		1	4	
	Asstt.Prof.	2		2	3	
	Tutor	4		4	3	

Dr. Abhimanyu Basu

Signatures of the Assessors

Dr. Q. H. Khan

Date

Dr. M. P. Saravanan

Signatures of Dean/Principal

Principal
KIMS

Department	Designation	Requirement as per MSR (UG)	Additional faculty required for running PG courses (if any)	Total (UG + PG)	Accepted	Deficiency
Forensic Medicine	Professor	1		1	2	
	Assoc. Prof.	1		1	1	
	Asstt.Prof.	1		1	2	
	Tutor	3		3	3	
Community Medicine	Professor	1		1	5	
	Assoc. Prof.	2		2	1	
	Asstt.Prof.	3		3	1	
	Epidemio-Logist-Cum-Asstt.Prof.	1		1	1	
	Statistician-Cum-Tutor	1		1	2	
	Tutor	4		4	6	
General Medicine	Professor	1		1	7	
	Assoc. Prof.	4	+1	5	2	
	Asstt.Prof.	5	+4	9	6	
	Sr. Resident	5		5	5	
	Jr. Resident	10		10	10	
Paediatrics	Professor	1		1	4	
	Assoc. Prof.	2	+1	3	8	
	Asstt.Prof.	3	+2	5	6	
	Sr. Resident	3		3	6	
	Jr. Resident	6		6	6	
Tuberculosis & Respiratory Diseases	Professor	1		1	1	
	Assoc. Prof.	0	+1	1	1	
	Asstt.Prof.	1		1	3	
	Sr. Resident	1		1	1	
	Jr. Resident	1	+1	2	2	
Dermatology, Venereology &	Professor	0	+1	1	2	
	Assoc. Prof.	1		1	0	

Dr. Abhimanyu Basu

Dr. Q. H. Khan

Dr. M. P. Saravanan

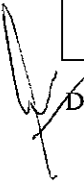
Signatures of the Assessors

Date

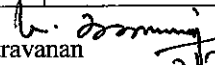
Signatures of Dean/Principal

Principal
KIMS

Department	Designation	Requirement as per MSR (UG)	Additional faculty required for running PG courses (if any)	Total (UG + PG)	Accepted	Deficiency
Leprosy	Asstt.Prof.	1		1	2	
	Sr. Resident	1		1	2	
	Jr. Resident	1	+1	2	5	
Psychiatry	Professor	0	+1	1	1	
	Assoc. Prof.	1		1	2	
	Asstt.Prof.	1		1	1	
	Sr. Resident	1		1	1	
	Jr. Resident	1	+1	2	2	
General Surgery	Professor	1		1	5	
	Assoc. Prof.	4	+1	5	2	
	Asstt.Prof.	5	+4	9	8	
	Sr. Resident	5		5	7	
	Jr. Resident	10		10	10	
Orthopaedics	Professor	1		1	3	
	Assoc. Prof.	2	+1	3	0	1
	Asstt.Prof.	3	+2	5	6	
	Sr. Resident	3		3	5	
	Jr. Resident	6		6	6	
Oto-Rhino-Laryngology	Professor	1		1	2	
	Assoc. Prof.	1		1	1	
	Asstt.Prof.	1		1	1	
	Sr. Resident	1		1	4	
	Jr. Resident	1	+1	2	2	
Ophthalmology	Professor	1		1	3	
	Assoc. Prof.	1		1	1	


 Dr. Abhimanyu Basu

Dr. Q. H. Khan

 Dr. M. P. Saravanan

Signatures of the Assessors

Date


07/02/2011

 Signatures of Dean/Principal

Principal
KIMS

Department	Designation	Requirement as per MSR (UG)	Additional faculty required for running PG courses (if any)	Total (UG + PG)	Accepted	Deficiency
	Asstt.Prof.	1		1	4	
	Sr. Resident	1		1	2	
	Jr. Resident	1	+1	2	2	
Obstetrics & Gynaecology	Professor	1		1	6	
	Assoc. Prof.	2	+1	3	5	
	Asstt.Prof.	3	+2	5	3	
	Sr. Resident	3		3	4	
	Jr. Resident	6		6	10	
Anaesthesiology	Professor	1		1	4	
	Assoc. Prof.	3	+1	4	2	
	Asstt.Prof.	5	+1	6	7	
	Sr. Resident	3	+1	4	7	
	Jr. Resident	6		6	13	
Radio-Diagnosis	Professor	1		1	1	
	Assoc. Prof.	1	+1	2	5	
	Asstt.Prof.	1	+1	2	4	
	Sr. Resident	3	+1	4	2	2
Dentistry	Professor	1		1		A separate dental college exist under the same Society
	Assoc. Prof.	1		1		
	Asstt.Prof.	1		1		
	JR	1		1		

Dr. Abhimanu Basu

Signatures of the Assessors

Dr. Q. H. Khan

Date


Q. H. Khan
07/02/2019

Dr. M. P. Saravanan

Signatures of Dean/Principal

Principal
KIMS


Notes:
For purpose of working out the deficiency:
(1) The deficiency of teaching faculty and Resident Doctors shall be counted separately.
(A) For Teaching Faculty:
(a) For calculating the deficiency of faculty, Prof., Assoc Prof., Asst. Prof & Tutor in respective departments shall be counted together.
(b) Any excess teaching faculty in higher cadre can compensate the deficiency of lower cadre of the same department only.
(c) Any excess teaching faculty of lower cadre/ category in any department cannot compensate the deficiency of any teaching faculty in the higher cadre/category of the same department or any other department. e.g. excess of Assistant Professor cannot compensate the deficiency of Associate Professor or Professor.
(d) Excess/Extra teaching faculty of any department cannot compensate the deficiency of any teaching faculty in any other department.
(B) For Resident Doctors:
(a) Excess of SR can be compensated to the deficiency of JR of the same department only.
(b) Excess SR/JR of any department cannot compensate the deficiency of SR/JR in any other department.
(c) Any excess of JR cannot compensate the deficiency of SR in same or any other department.
(d) Any excess/ extra teaching faculty of same or any other department cannot compensate the deficiency of SR/JR. e.g. excess of Assistant Professor cannot compensate the deficiency of SR or JR.
(2) A separate department of Dentistry/Dental faculty is not required where a dental college is available in same campus/ city and run by the same management.
(3) Colleges running PG program require additional staff, beds & other requirements as per the PG Regulations - 2000.



Dr. Abhimanyu Basu


Signatures of the Assessors

Dr. Q. H. Khan

Date


07/02/2019


Dr. M. P. Saravanan


Signatures of Dean/Principal

Principal
KIMS

3.15 Details of Faculty/Residents not counted/accepted.

(Only faculty/residents who signed attendance sheet before 11:00 am on the first day of assessment should be verified. (In case of Junior Residents/Senior Residents on night duty, 12:00 noon.) No verification of Declaration forms should be done for the faculty/residents coming after 11:00 am of the first day of assessment)

Sr. No	Name	Designation	Department	Remarks/Reasons for Not Considering

3.16 1) Deficiency of Teaching Faculty: 0.63% (1/158)

2) Deficiency of Resident doctors: 1.72% (2/86)

3.17 Status of discharge notice/notices issued in respect of irregular admissions (UG/PG) if any. : Nil

Dr. Abhinanyu Basu

Signatures of the Assessors

Dr. Q. H. Khan

Date

Q. H. Khan

07/02/2017

Dr. M. P. Saravanan

Signatures of Dean/Principal

Principal
KIMS

M. P. Saravanan
7/2/2017

Summary of Assessment

1. ___ Kalinga Institute of Medical Sciences , Bhubaneswar _____(College Name),
is run by ~~Government~~/ Trust/ Society/~~Company~~
2. The college has got Permission from GOI/MCI with intake of _100 - 150__ seats for the last academic year.
3. Type of assessment: Recognition No. of seats: ___150___
4. PG courses : Yes/ No (in All subject)
5. Deficiency of teaching staff if any:
Shortage of teaching faculty is _0.63_%
6. Deficiency of resident doctors if any:
Shortage of resident doctors is _1.72___%
7. Deficiency of the infrastructure of college and hospital If any: Pl. mention category wise; - Nil
8. Deficiency of clinical material If any: Pl mention category wise; - Nil
9. Any other Remarks

Dr. Abhimanju Basu

Signatures of the Assessors

Dr. Q. H. Khan

Date


Q. H. Khan
07/02/2019

Dr. M. P. Saravanan

Signatures of Dean/Principal

Principal
KIMS

Reg No. → 154175
do. 02. 2019
MCI-12(c)



MEDICAL COUNCIL OF INDIA

STANDARD INSPECTION FORM

FORM - C

On the

Final M.B.B.S. Examination of KIMS, Under KIIT Deemed to be University

In the subject of

General Medicine

held at

Kalinga Institute of Medical Sciences college

Place Bhubaneswar - 24, Odisha



Danushwari
18/2/19
(Dr. Danushwari - P)
Co-ordinator

[Signature]
1
Principal
KIMS

[Signature]
Dr. Abhinav Kumar
18/2/19
[Signature]

1. Date of Inspection :18.02.2019
2. Names of Inspectors :Dr. NarashimhaswamyP. & Dr. Abhinandan Das
3. Date of last Inspection/Visitation :06.02.2019 & 07.02.2019
4. Name of last inspectors/Visitors : Dr. Abhimanyu Basu, Dr. Q. H. Khan & Dr. M. P. Saravanan

Defects pointed out in the last inspection/visitation if any	Remarks by the University
NIL	NIL



Principal
KIMS



A. Scheme of Examination

1. Theory **120(60+60)** Marks allotted
2. Clinical/practical : **100**
3. Oral : **20**

(Internal assessment 60 marks (theory -30,
Clinical -30)(**Annexure - 1**)

Total marks - 300

Minimum marks for
Passing the Exam.

- : **50% Theory + Oral**
- : **50% Practical**
- : **Total Aggregate - 50%**

B. Theory

- | | | |
|--------------------|---------------|--|
| 1. Theory paper | Subject | Time for the paper (1 copy of each of the papers may be attached). (Annexure-2) |
| No. 1 : Paper - I | Gen. Medicine | 3 hrs |
| No. 2 : Paper - II | Gen. Medicine | 3 hrs |
2. Dates on which conducted : **21.01.2019 & 24.01.2019**
 3. Where conducted : **Examination Hall, KIMS**
 4. Invigilation arrangements : **1:20 (Annexure-3)**
 5. No. of candidates appeared : **146**
 6. Papers setters : **Annexure-4**

Name & qualification	Designation	Experience as Examiner

Assessment

M

Principal
KIMS

[Signature]

Remarks by the Inspectors/Visitors regarding

- a) Nature of the questions. : **Long & Short Questions answer type**
- b) Do they cover the whole field of : **Yes**
prescribed curriculum
- c) What is the standard displayed in the : **Satisfactory**
answers.
- d) What is the nature of assessment. : **Sent to the University, received
back for evaluation by external & internal examiners after coding.**
- e) What is the minimum percentage necessary for passing
the theory examination : **50%**
- f) What percentage of marks obtained at
periodical examinations conducted during
the course is carried forwarded to the
final examination. **20%**
- g) Method of assessment of examination conducted
During the course of study to be clearly stated.

**Internal assessment were done at 8th & 9th Semester with theory 30
marks & practical 30 marks.**

- h) How has it influenced the result at the final examination

It carries 20% in final examination

(Minimum, 35 % of marks are required to appear in final examination)

II. Practical/clinical

How is the practical examination conducted give details.

Long cases: 1, Marks: 50

Short Cases: 2, Marks: 50 (25 each case)

Viva voce : 20 Marks

- **X rays & CT Scans : 05 marks**
- **Instruments : 05 marks**
- **Charts : 05 marks**
- **Drugs & ECGs : 05 marks**

Does the practical cover the different branches of the subject?

YES

a) Time allotted for section.

45 minutes for long cases

30 minutes for short cases (15 minutes per case for 2 cases)

b) Examiners **Annexure - 5**

	Names & qualification	Designation	Experience as examiner
Internal	1. Dr. Sudhansu Sekhar Panda, MD (General Medicine)	1. Professor & HOD	1. 20 Years & 10 Months
	2. Dr. Siddhartha Mishra, MD (General Medicine)	2. Professor	2. 11 Years
	3. Dr. Krishna Padarbinda Tripathy, MD (General Medicine)	3. Professor	3. 12 Years 3 Months
External	1. Dr. Samir Sahu, MD (General Medicine)	1. Professor & HOD, IMS SUM Hospital, BBSR	1. 10 Years
	2. Dr. Diptimayee Tripathy, MD (General Medicine)	2. Professor & HOD, MKCG, Berhampur	2. 29 Years

[Handwritten signature]

[Handwritten signature]

[Handwritten signature]

Principal
KIMS

Mode & conduct of practical. :

Is it in batches or otherwise. : **Batch Wise**

Day -1	30
Day -2	28
Day -3	30
Day -4	29
Day -5	29

c) Are there other centers where the Examination is conducted by the same University?

No

If so, where?

NA

i) Do the same examiners conduct the examination in other centers too?

NA

ii) If not what steps are taken to ensure uniformity of standard.

NA

d) Date of Examination: **18.02.2019 to 22.02.2019**

e) Date and time when the examination was inspected. : **18.02.2019, 9.00AM**

f) Are the invigilation arrangements satisfactory? : **Yes**

Arashim




6
Principal
ACIMS



- g) No. of candidates appeared. : **146**
on 18.02.2019 : 30 nos
- h) Number & type of questions (a copy of the question paper may be attached)
Annexure - 2
- i) What is the minimum percentage of required for passing. : **50 %**

Clinical

1. Date of Examination.: **18.02.2019**
2. Date & time when the examination was inspected.: **18.02.2019, 9.00AM**
3. Are the invigilation arrangements satisfactory? : **Yes**
4. No. of candidates appeared.: **146**
On 18.02.2019 : 30 candidates
5. Long cases : **16 nos**
6. Type of cases given (list may be attached)
Annexure - 6
7. Time allotted for study of the case.
For long cases 45 minutes
For short cases 30 minutes (15mins x 2 cases)



8. Nature of Discussion of case by the candidate
: **By eliciting history taking, clinical examination & case discussion**

9. Time of discussion
: **Long cases 20 minutes**

10. Was the discussion fair, searching and sufficient practical?
Yes

Short Cases

1. Type of cases given (List may be attached). (**Annexure - 7**)

2. How many cases were given to each candidate?
Two short cases

3. How long did examination in short cases last for each Candidate?
15 minutes

4. Standard displayed by the candidates in general in the clinical part of the examination.

Satisfactory

5. How was the assessment done?
: **Clinical examination and case discussion**

6. Was it done jointly by more than one Examiner?
: **YES**

7. How many marks are allotted for clinical examination?
: **50 marks (25mints x 2 cases)**

8. What is the minimum percentage for passing the clinical part?

: **50 %**



Principal
K. S. S.

9. Are marks obtained in any other part of the examination added on to that obtained in the clinical examination?

NO

10. Are marks given for clinical works done in the wards added on to the marks obtained in the clinical examination?

Yes, internal assessment mark-average 30 marks from 8th & 9th Semester are taken for the final examination .

11. If so, to what extent? : **20% contribute to internal marks**

12. How has it influenced the result at the final examination?

Minimum 35 % of marks are required to appear in the final examination

(Method of assessment of clinical work in the wards may be clearly stated).

VIVA-VOICE

1. What did it consist of
(Give extent of coverage of subject)

Instruments, Drugs, Charts, X-rays, CT scans, & ECGs

2. How was it conducted?
By individual examiner on a subject

Examiner- 1 - X rays & CT Scans

Examiner-2 - Instruments

Examiner- 3- Charts

Examiner-4 - Drugs & ECGs

3. What was the standard?


Satisfactory

4. What was the nature of assessment?

By asking the candidates to interpret the given tasks and discussion

5. Was it done jointly by more than one examiner?

YES



**Principal⁹
KIMS**



6. How are the marks obtained in different parts of the examination grouped?

Long cases: 1, Marks: 50

Short Cases: 2, Marks: 50 (25 each case)

Viva voce : 20 Marks

- **X rays & CT Scans : 05 marks**
- **Instruments : 05 marks**
- **Charts : 05 marks**
- **Drugs & ECGs : 05 marks**

7. What is the minimum for passing in each and in the grand total? : **50 %**

8. Results for the last three years.

Annexure - 8

9. No. of students appeared? Annual Supplementary

2016 :	99	12
2017:	95	04
2018:	95	08

10.No. of students passed?

2016 :	87	10
2017:	91	04
2018:	91	08

11. Other remarks if any. **NIL**

Conclusions :


Was the examination conducted satisfactorily? **YES**

Observations of the assessors are to be made in assessment report only.

Was the standard sufficient for the M.B.B.S. examination as required by Regulations of the Medical Council of India? **YES**

Observations of the assessors are to be made in assessment report only.

0




Handwritten signature

Handwritten signature

Principal
KIMS

Handwritten signature



MEDICAL COUNCIL OF INDIA

STANDARD INSPECTION FORM

FORM - C

On the

Final M.B.B.S. Examination of Kalinga Institute of Medical Sciences, Under
KIIT Deemed to be University

In the subject of

Pediatrics

held at

Kalinga Institute of Medical Sciences college

Place Bhubaneswar - 24, Odisha



Dr. Ashim Kumar
18/2/19
(Dr. Ashim Kumar)
(Co-ordinator)

[Signature]
Principal
KIMS


[Signature]
18/2/19
Dr. Abhinandan Das
Ammar

1. Date of Inspection :18.02.2019
2. Names of Inspectors :Dr. Narashimhaswamy P.
:Dr. Abhinandan Das
- 3.
4. Date of last Inspection/Visitation :06.02.2019 & 07.02.2019
5. Name of last inspectors/Visitors : Dr. Abhimanyu Basu,
Dr. Q. H. Khan
Dr. M. P. Saravanan

Defects pointed out in the last inspection/visitation if any	Remarks by the University
NIL	NIL



Principal
KIMS



A. Scheme of Examination

1. Theory :40 Marks allotted
2. Clinical/practical: 30
3. Oral : 10

(Internal assessment 20 marks (theory -10, Clinical -10)(**Annexure - 1**)

Total marks - 100

Minimum marks for
Passing the Exam.

Theory & Oral- 50 %
Clinical & Practical-50 %
Aggregate: 50 %

B. Theory

- | | | |
|-----------------|---------|--|
| 1. Theory paper | Subject | Time for the paper (1 copy of each of the papers may be attached). |
|-----------------|---------|--|

(Annexure -2)

- | | | |
|-------|------------|------------------------|
| No. 1 | Pediatrics | 10AM to 12NOON (2 hrs) |
| No. 2 | | |

2. Dates on which conducted : **04.02.2019**
3. Where conducted : **Examination Hall, KIMS**
4. Invigilation arrangements : **1: 20 (Annexure -3)**
5. No. of candidates appeared : **146**
6. Papers setters : **Annexure -4**

Name & qualification	Designation	Experience as Examiner

Basu


[Signature]
Principal
KIMS

[Signature]

--	--	--

Remarks by the Inspectors/Visitors regarding

- a) Nature of the questions. : **Long & Short Questions & Answer Type**
- b) Do they cover the whole field of prescribed curriculum : **Yes**
- c) What is the standard displayed in the answers. : **Satisfactory**
- d) What is the nature of assessment. : **Sent to the University, received back for evaluation by external & internal Examiners after decoding**
- e) What is the minimum percentage necessary for passing the theory examination :
Theory and oral 50% and clinical 50%.
- f) What percentage of marks obtained at periodical examinations conducted during the course is carried forwarded to the final examination. : **Internal Assessment weightage -20%**
- g) Method of assessment of examination conducted During the course of study to be clearly stated. : **Internal assessment were done at 8th & 9th semester with theory 10 marks & practical 10 marks**
- h) How has it influenced the result at the final examination
It carries 20% weightage in Final examination
(Minimum, 35% of marks are required to appear in final examination)




**Principal
KIMS**



II. Practical/clinical

How is the practical examination conducted give details.

Long case Examination- 20 Marks (2 cases of 10 marks in each case)
Newborn case - 10 marks
Viva-voce- 10 marks

Does the practical cover the different branches of the subject?

Yes. Cases with varied diseases with demonstrable clinical finding are selected for the clinical examination. Examinee are allotted cases on lottery basis. Viva /oral examinations covers many area like X-ray, charts, vaccines, drugs, instruments, nutrition etc.

a) Time allotted for section.

Long case Examination-60 minutes(30mints x 2)
Newborn case - 10 Minutes
Viva-voce- 20 minutes (5mints x 4)

b) Examiners : **Annexure - 5**

	Names & qualification	Designation	Experience as examiner
Internal			
1.	Dr Natabar Swain	Professor & HOD	14 Yrs
2.	Dr Manas Ranjan Behera	Professor	12 yrs
3.	Dr Sebaranjan Biswal	Professor	11 Yrs
External			
1.	Dr Asok Kumar Mandal	Prof. Pediatrics	28 yrs
2.	Dr Arakhita Swain	Prof & HOD Pediatrics	24 yrs

Mode & conduct of practical.

Is it in batches or otherwise. : **Batch wise**

5
 Principal
 ACIMS

Day 1 - 29

Day 2 - 29

Day 3 - 30

Day 4 - 28

Day 5 - 30

c) Are there other centers where the Examination is conducted by the same University? **NO**

If so, where? **N.A**

i) Do the same examiners conduct the examination in other centers too? **No**

ii) If not what steps are taken to ensure uniformity of standard. **Not Applicable**

d) Date of Examination: **18.02.2019 to 22.02.2019**

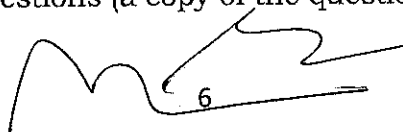
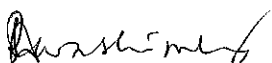
e) Date and time when the examination was inspected. : **18.02.2019 , 9 AM**

f) Are the invigilation arrangements satisfactory? **Yes**

g) No. of candidates appeared. : **146**

On 18.02.2019 - 29 Candidates

h) Number & type of questions (a copy of the question paper may be attached)



**Principal
KIMS**

Annexure – 2

- i) What is the minimum percentage of required for passing. : **50 %**

Clinical

1. Date of Examination. **18.02.2019 to 22.02.2019**

2. Date & time when the examination was inspected.

18.02.2019, 9AM

3. Are the invigilation arrangements satisfactory? : Yes

4. No. of candidates appeared. **146**

On 18.02.2019 – 29 Candidates

5. Long cases : **Total 17 cases (attached)**


6. Type of cases given (list may be attached) : **Annexure - 6**

7. Time allotted for study of the case. : **60minutes (30mintsx2)**

8. Nature of Discussion of case by the candidate

By eliciting history taking, clinical examination & case discussion

9. Time of discussion
60minutes (30mintsx2)



Principal
ACIMS



10. Was the discussion fair, searching and sufficient practical? **Yes**

Short Cases(newborn)

1. Type of cases given (List may be attached). **Attached**

2. How many cases were given to each candidate? **one case**

3. How long did examination in short cases last for each Candidate?
New born 10 minutes

4. Standard displayed by the candidates in general in the clinical part of the examination.

Satisfactory

5. How was the assessment done?

Clinical examination & case discussion

6. Was it done jointly by more than one Examiner? **Yes**

7. How many marks are allotted for clinical examination?



30 marks (10 marks per each case including newborn)

8. What is the minimum percentage for passing the clinical part?

50%

9. Are marks obtained in any other part of the examination added on to that obtained in the clinical examination? **NO**

10. Are marks given for clinical works done in the wards added on to the marks obtained in the clinical examination?



**Principal
KIMS**



Internal assessment mark is added with weightage of 20% that includes 10% for theory and 10% of clinical/oral

11. If so, to what extent? : **20 % Contributes to internal marks**

12. How has it influenced the result at the final examination?

Minimum 35% of marks are required to appear in final examination

(Method of assessment of clinical work in the wards may be clearly stated).

Detail history, clinical findings and their demonstration, analysis of all above things to reach at provisional and differential diagnosis, selecting appropriate investigation for final diagnosis and management of the case.

VIVA-VOICE

1. What did it consist of
(Give extent of coverage of subject)
Instruments, drugs & vaccines, charts, x-rays, Neonatal Resuscitation Program (NRP)

2. How was it conducted?

Area of coverage was split in to 4 parts viz-

Examiner 1 - X ray plate relating to common disease.

Examiner 2 -Drugs, vaccines and instruments relating to common procedure.

Examiner 3 -Nutrition and charts

Examiner 4 -NRP



3. What was the standard?

Satisfactory


4. What was the nature of assessment?

By asking the candidates to interpret the given task & discussion

5. Was it done jointly by more than one examiner?: **Yes**



Principal
KIMS



6. How are the marks obtained in different parts of the examination grouped?

Long case Examination- 20 Marks (2 cases of 10 marks in each case)
Newborn case - 10 marks
Viva-voce- 10 marks

7. What is the minimum for passing in each and in the grand total? : **50%**

8. Results for the last three years.

Copy attached (Annexure- 7)

9. No. of students appeared?

	Regular	Supplementary
2016 -	99	12
2017-	95	04
2018-	95	08

10.No. of students passed?

	Regular	Supplementary
2016 -	87	10
2017-	91	04
2018-	91	08

11. Other remarks if any. **Nil**

Conclusions :



Was the examination conducted satisfactorily? : **Yes**


Observations of the assessors are to be made in assessment report only.

Was the standard sufficient for the M.B.B.S. examination as required by Regulations of the Medical Council of India?

Yes

Observations of the assessors are to be made in assessment report only.


[Handwritten signature]

[Handwritten signature]

11

Principal
KIMS

[Handwritten signature]



MEDICAL COUNCIL OF INDIA

STANDARD INSPECTION FORM

FORM - C

On the

Final M.B.B.S. Examination of Kalinga Institute of Medical Sciences, Under
KIIT Deemed to be University

In the subject of

General Surgery

held at

Kalinga Institute of Medical Sciences college

Place Bhubaneswar - 24, Odisha


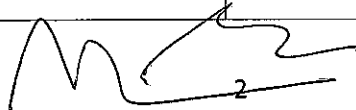

D. Narasimhaiah
18/2/19
(D. Narasimhaiah)
Co-ordinator

[Signature]
Principal
KIIMS

[Signature]
CDR. Abhinandan Desai
[Signature]

1. Date of Inspection :18.02.2019
2. Names of Inspectors :Dr. Narashimhaswamy P.
:Dr. Abhinandan Das
3. Date of last Inspection/Visitation :06.02.2019 & 07.02.2019
4. Name of last inspectors/Visitors : Dr. Abhimanyu Basu,
Dr. Q. H. Khan
Dr. M. P. Saravanan

Defects pointed out in the last inspection/visitation if any	Remarks by the University
NIL	NIL



A. Scheme of Examination

1. Theory : 120 (60+60) Marks allotted
2. Clinical/practical : 100
3. Oral : 20

(Internal assessment 60 marks (theory -30, Clinical -30)(**Annexure - 1**)

Total marks - 300

Minimum marks for
Passing the Exam.

- : 50% (Theory + Oral)
- : 50% (Practical)
- : Total Aggregate - 50%

B. Theory

- | | | |
|-----------------|---------|---|
| 1. Theory paper | Subject | Time for the paper (1 copy of each of the papers may be attached). (Annexure- 2) |
|-----------------|---------|---|

No. 1 : Paper – I Gen. Surgery including Orthopedics 10 AM to 1 PM (3 hrs)

No. 2 : Paper – II Gen. Surgery 10 AM to 1 PM(3 hrs)

2. Dates on which conducted :28.01.2019 & 31.01.2019
3. Where conducted : Examination Hall, KIMS
4. Invigilation arrangements : 1:20 **(Annexure - 3)**
5. No. of candidates appeared :146
6. Papers setters : **Annexure - 4**

Name & qualification	Designation	Experience as Examiner

Dasgupta

3
Principal
KIMS

[Signature]

Remarks by the Inspectors/Visitors regarding

- a) Nature of the questions. : Long & Short Questions & Answer Type
- b) Do they cover the whole filed of prescribed curriculum: : Yes
- c) What is the standard displayed in the answers. : Assessed by examiners appointed by University
- d) What is the nature of assessment.: Sent to the University, received back for evaluation by external & internal Examiners after coding
- e) What is the minimum percentage necessary for passing the theory examination : 50%
- f) What percentage of marks obtained at periodical examinations conducted during the course is carried forwarded to the final examination. : 20%
- g) Method of assessment of examination conducted During the course of study to be clearly stated.: Internal assessment were done at 8th & 9th semester with theory 30 marks & practical 30 marks
- h) How has it influenced the result at the final examination
It carries 20% in Final examination
(Minimum, 35% of marks are required to appear in final examination)

II. Practical/clinical

How is the practical examination conducted give details.

General Surgery

1. Long case Examination- 25 Marks
2. Short case examination - 25 Marks(2 cases)
3. Viva - voce + Practical - 35marks
4. Case records - 5 Mark

Orthopedics

1. Short case examination - 25 marks (2 cases)
2. Viva - voce - 5marks

Does the practical cover the different branches of the subject?

Yes

Dashkumbhar

[Signature]
Principal
KIMS

[Signature]

a) Time allotted for section.

General Surgery

Long case Examination- 45 Minutes

Short case examination - 30 minutes (2 x 15 minutes)

Viva - voce - 20 minutes (4 x 5 minutes)

Orthopedics

Short case examination - 30 minutes (2 x 15 minutes)

Viva - voce - 10 minutes (2 x 5 minutes)

b) Examiners : **Annexure - 5**

	Names & qualification	Designation	Experience as examiner
Internal	1. Dr. Pran Singh Pujari, MS(General Surgery)	Professor & HOD	18 Years
	2. Dr. Subrat Kumar Mohanty, MS(General Surgery)	Professor	12 Years
	3. Dr. Sudhir Kumar Panigrahi, MS(General Surgery)	Professor	12 Years
External	1. Dr. Bana Bihari Mishra, MS(General Surgery)	Professor, SCBMCH, Cuttack	12 years
	2. Dr. Prakash Kumar Sasmal, MS(General Surgery)	Asso. Professor, AIIMS, BBSR	10 Years

Mode & conduct of practical.

Is it in batches or otherwise. : Batch wise

Day 1 - 28

Day 2 - 30

Day 3 - 29

Day 4 - 29

Day 5 - 30

[Handwritten Signature]

[Handwritten Signature]

[Handwritten Signature]

Principal
KIMS

c) Are there other centers where the Examination is conducted by the same University? : No

If so, where?

NA

i) Do the same examiners conduct the examination in other centers too?
No

i) If not what steps are taken to ensure uniformity of standard.

NA

d) Date of Examination: 18.02.2019 to 22.02.2019

e) Date and time when the examination was inspected. : 18.02.2019 – 9 AM

f) Are the invigilation arrangements satisfactory? : Yes

g) No. of candidates appeared. : 146

On 18.02.2019 – 28 Candidates



h) Number & type of questions (a copy of the question paper may be attached)
(Annexure - 2)

i) What is the minimum percentage of required for passing. : 50 %

Clinical

1. Date of Examination. : 18.02.2019 to 22.02.2019

2. Date & time when the examination was inspected. : 18.02.2019 – 9 AM



Principal
KIMS



3. Are the invigilation arrangements satisfactory? : Yes

4. No. of candidates appeared. : 146

On 18.02.2019 – 28 Candidates

5. Long cases : 12 cases

6. Type of cases given (list may be attached): **Annexure -6**

7. Time allotted for study of the case.
Long cases – 45 Minutes

8. Nature of Discussion of case by the candidate
By eliciting history taking, clinical examination & case discussion

9. Time of discussion
Long cases – 20 Minutes

10. Was the discussion fair, searching and sufficient practical?

Yes

Short Cases

1. Type of cases given (List may be attached).
General Surgery – 12 cases
Orthopedics – 8 cases
List Attached

2. How many cases were given to each candidate?

Two surgery cases & two orthopedic cases per candidates

3. How long did examination in short cases last for each Candidate?

15 minutes

Deveshwar

[Signature]

[Signature]

Principal
KIMS

4. Standard displayed by the candidates in general in the clinical part of the examination.

Satisfactory

5. How was the assessment done?

Clinical examination & case discussion

6. Was it done jointly by more than one Examiner? : Yes

7. How may marks are allotted for clinical examination?

25 marks for Gen. Surgery & 25 marks for Orthopedics

8. What is the minimum percentage for passing the clinical part?

50 %

9. Are marks obtained in any other part of the examination added on to that obtained in the clinical examination?

No

10. Are marks given for clinical works done in the wards added on to the marks obtained in the clinical examination?

Yes, Internal assessment mark – average 30 marks from 8th & 9th semester are taken for the final examination.

11. If so, to what extent? : 20 % Contributes to internal marks

12. How has it influenced the result at the final examination?

Minimum 35% of marks are required to appear in final examination

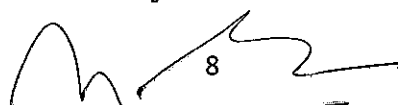

(Method of assessment of clinical work in the wards may be clearly stated).

VIVA-VOICE

1. What did it consist of
(Give extent of coverage of subject)

Instruments, operative surgery, specimens, x-rays & orthopaedics

2. How was it conducted?
By individual examiner on a subject



Principal
MCIWIS



Examiner 1 – X-ray
 Examiner 2 – Instruments
 Examiner 3 – operative surgery
 Examiner 4 – specimens
 Examiner 5 - orthopaedics

3. What was the standard?

Satisfactory

4. What was the nature of assessment?

By asking the candidates to interpret the given task & discussion

5. Was it done jointly by more than one examiner?

Yes

6. How are the marks obtained in different parts of the examination grouped?

Long cases examination – 25 marks

Short cases examination – 25 marks (2 cases)

Viva -voce + practical – 35 marks

Case records – 5 Marks

Orthopedic short case – 25 marks (2 cases)

Orthopedic Viva voice – 5 marks

7. What is the minimum for passing in each and in the grand total?: 50 %

8. Results for the last three years.

Copy attached (**Annexure- 7**)

9. No. of students appeared?

	Annual	Supplementary
2016 –	99	12
2017-	95	04
2018-	95	08

10.No. of students passed?

	Annual(passed)	Supplementary
2016 –	87	10
2017-	91	04
2018-	91	08

Daxshini

[Signature]

[Signature]

11. Other remarks if any. : Nil

Conclusions :

Was the examination conducted satisfactorily?

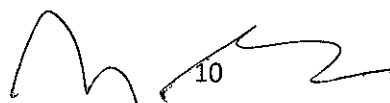

Yes

Observations of the assessors are to be made in assessment report only.

Was the standard sufficient for the M.B.B.S. examination as required by Regulations of the Medical Council of India?


Yes

Observations of the assessors are to be made in assessment report only.



Principal
KIMS





MEDICAL COUNCIL OF INDIA

STANDARD INSPECTION FORM

FORM - C

On the

Final M.B.B.S. Examination of Kalinga Institute of Medical Sciences, Under
KIIT Deemed to be University

In the subject of

Obs & Gyn

held at

Kalinga Institute of Medical Sciences college

Place Bhubaneswar - 24, Odisha

Parashamoy
18/2/19
(Dr. Narashimhanarayana P.)
Co-ordinator

M
1
Principal
KIMS

[Signature]
C.D.R. Abhinandan Das
18/2/19
Assessor

1. Date of Inspection :18.02.2019
2. Names of Inspectors :Dr. Narashimhaswamy P.
:Dr. Abhinandan Das
3. Date of last Inspection/Visitation :06.02.2019 & 07.02.2019
4. Name of last inspectors/Visitors : Dr. Abhimanyu Basu,
Dr. Q. H. Khan
Dr. M. P. Saravanan

Defects pointed out in the last inspection/visitation if any	Remarks by the University
NIL	NIL

Narashimha

M. P. Saravanan
Principal
KIMS

Dr. Q. H. Khan

A. **Scheme of Examination**
allotted

- | | | |
|----|-------------------------------|-------|
| 1. | Theory : 80 marks | Marks |
| 2. | Clinical/practical : 50 marks | |
| 3. | Oral : 30 marks | |

(Internal assessment 40 marks (theory -20,
Clinical -20)(**Annexure - 1**)

Total marks - 200

Minimum marks for
Passing the Exam.:

- : 50% (Theory + Oral)
- : 50% (Practical)
- : Total Aggregate - 50%

B. **Theory**

- | | | |
|-----------------|---------|---|
| 1. Theory paper | Subject | Time for the paper (1 copy of
each of the papers may be
attached). (Annexure- 2) |
|-----------------|---------|---|

No. 1	Obstetrics & includes Neonatology	2hrs
-------	-----------------------------------	------

No. 2	Gynaecology & include family planning	2hrs
-------	---------------------------------------	------

Attached - Annexure - 1

- | | |
|-------------------------------|--------------------------------|
| 2. Dates on which conducted | : 7 & 11 February 2019 |
| 3. Where conducted | : Examination Halls |
| 4. Invigilation arrangements | : 1:20 (Annexure - 3) |
| 5. No. of candidates appeared | : 146 |
| 6. Papers setters | : Annexure - 4 |

Devarshankar

[Signature]
3
Principal
KIMS

[Signature]

Name & qualification	Designation	Experience as Examiner

Remarks by the Inspectors/Visitors regarding

- a) Nature of the questions. Long, Short MCQ and one word answer
- b) Do they cover the whole filed of prescribed curriculum yes
- c) What is the standard displayed in the answers. Assessed by examiners appointed by University
- d) What is the nature of assessment. : Sent to the University, received back for evaluation by external & internal Examiners after coding
- e) What is the minimum percentage necessary for passing the theory examination : 50 %
- f) What percentage of marks obtained at periodical examinations conducted during the course is carried forwarded to the final examination. 20 % weightage
- g) Method of assessment of examination conducted During the course of study to be clearly stated. Theory & Practical examination conducted by four senior faculty at the end of 8th & 9th semester with theory 20 marks & practical 20 marks.
- h) How has it influenced the result at the final examination
It carries 20% in Final examination
(Minimum, 35% of marks are required to appear in final examination)

Darshambard

[Signature]
4
Principal
KIVIS

[Signature]

II. Practical/clinical

How is the practical examination conducted give details.

Cases

One case in Obstetrics – 25 marks

One case in Gynaecology – 25 marks

Viva -voce

One Obst table with Dummy, Pelvis, drugs, specimen, & instrument – 10 marks

One Gynae table with drugs, specimen, instrument & family planning measures – 10 marks

Records – 10 marks

Does the practical cover the different branches of the subject?

Yes

a) Time allotted for section.
30 minutes for each case

b) Examiners **Annexure - 5**

	Names & qualification	Designation	Experience as examiner
Internal	1. Prof(Dr).Sudhanshu Kumar Rath, MD (O & G)	Prof. HOD	13 years
	2. Dr. Pramila Jena, MD (O & G)	Professor	7 years
	3. Dr. Manasi Patnaik, MD (O & G)	Professor	6 years
External	1. Dr. Kirtirekha Mohapatra, MD (O & G)	Prof. & HOD	12 years
	2. Ritanjali Behera, MD (O & G)	Asso. Prof.	10 years

Rashmi

[Signature]
5
Principal
KIMS

[Signature]

Mode & conduct of practical.

Is it in batches or otherwise. Batch wise

Day 1 - 30

Day 2 - 29

Day 3 - 29

Day 4 - 30

Day 5 - 28

c) Are there other centers where the Examination is conducted by the same University? : No

If so, where?

NA

i) Do the same examiners conduct the examination in other centers too?

No

ii) If not what steps are taken to ensure uniformity of standard.

NA

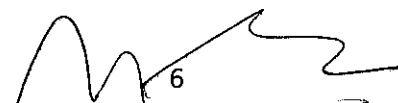
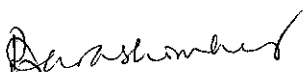
d) Date of Examination: 18.02.2019 to 22.02.2019

e) Date and time when the examination was inspected. : 18.02.2019 - 9 AM

f) Are the invigilation arrangements satisfactory? : Yes

g) No. of candidates appeared.: 146

On 18.02.2019 - 30 Candidates



6
Principal
KIMS



h) Number & type of questions (a copy of the question paper may be attached)

Annexure - 2

i) What is the minimum percentage of required for passing. : 50 %

Clinical

1. Date of Examination. : 18.02.2019 to 22.02.2019
2. Date & time when the examination was inspected. : 18.02.2019 – 9 AM
3. Are the invigilation arrangements satisfactory? : Yes
4. No. of candidates appeared.: 146
On 18.02.2019 – 30 Candidates
5. Long cases
One Obstetrics case & one Gynae case per candidate
List attached
6. Type of cases given (list may be attached)

Annexure - 6

7. Time allotted for study of the case.
30 minutes
8. Nature of Discussion of case by the candidate
By eliciting history taking, clinical examination & case discussion
9. Time of discussion
15 minutes
10. Was the discussion fair, searching and sufficient practical?
Yes

Short Cases

1. Type of cases given (List may be attached).

No separate short cases. Each candidate allotted one obs & one gynae cases

2. How many cases were given to each candidate?
Two

3. How long did examination in short cases last for each Candidate?

Aravind

[Signature]

Principal
KIMS

[Signature]

15 minutes each case

4. Standard displayed by the candidates in general in the clinical part of the examination.

Satisfactory

5. How was the assessment done?

Clinical examination & case discussion

6. Was it done jointly by more than one Examiner? : Yes

7. How many marks are allotted for clinical examination?

25 for each case, Total 50 marks

8. What is the minimum percentage for passing the clinical part?: 50 %

9. Are marks obtained in any other part of the examination added on to that obtained in the clinical examination?

No

10. Are marks given for clinical works done in the wards added on to the marks obtained in the clinical examination?

Yes, Internal assessment mark – average 20% from 8th & 9th semester are taken for the final examination.

11. If so, to what extent? : 20 % Contributes to internal marks



12. How has it influenced the result at the final examination?

Minimum 35% of marks are required to appear in final examination

(Method of assessment of clinical work in the wards may be clearly stated).

VIVA-VOICE

1. What did it consist of
(Give extent of coverage of subject)



8
Principal
KIMS



Covering the syllabus prescribed for MBBS. Obs viva consist of Dummy Pelvic, Drug, Specimen, Instruments. Gynae viva cover drugs, Specimen, Instrument & family planning measures.

2. How was it conducted?

Identification of specimen ultrasound picture, instruments, drugs & further probing question

3. What was the standard?

Good

4. What was the nature of assessment?

Oral discussion

5. Was it done jointly by more than one examiner? : Yes

6. How are the marks obtained in different parts of the examination grouped?

Obs case 25	Gyn case 25
Obs viva 10	Gyn viva 10
Record 10	

7. What is the minimum for passing in each and in the grand total?: 50 %

8. Results for the last three years.


Copy attached (**Annexure-7**)

9. No. of students appeared?

	Annual	Supplementary
2016 -	99	12
2017-	95	04
2018-	95	08

10.No. of students passed?

	Annual(passed)	Supplementary
2016 -	87	10
2017-	91	04
2018-	91	08




Principal
KIMS



11. Other remarks if any. : Nil

Conclusions :

Was the examination conducted satisfactorily?

Yes

Observations of the assessors are to be made in assessment report only.

Was the standard sufficient for the M.B.B.S. examination as required by Regulations of the Medical Council of India?

Yes

Observations of the assessors are to be made in assessment report only.



Principal¹⁰
KIMS