

ConfidentialMEDICAL COUNCIL OF INDIA

## ASSESSMENT FORM FOR \_\_\_ ADMISSIONS REPORT

## Part A-I

(to be filled by the Institution)

1.1 Type of AssessmentU/S 10A- Regular: Letter of Permission ( ), 1<sup>st</sup> renewal ( ), 2<sup>nd</sup> renewal ( ), 3<sup>rd</sup> renewal ( ), 4<sup>th</sup> renewal ( )U/S 11 -Regular: Recognition (  ),

U/S 19 Continuation of Recognition Regular ( )

Any Other:

**Note:**

1. All rows/columns must be filled.
2. 'Not Applicable' should be clearly written wherever a required information is not relevant.
3. All pages of the A-I are to be signed by Dean/Principal/Director.

Name of the Institution : Christian Medical College  
 Address : Brown Road, Ludhiana 141008 Punjab  
 Telephone No. : 0161-2115376

Date: 13 Jan 2016

*Beaudin*  
 13.1.16. 13 JAN 2016

Signature with stamp Dean/Principal/Director

*[Signature]*  
 ATTESTED  
 Principal  
 Christian Medical College  
 LUDHIANA

E-mail : cmcprincipal@gmail.com

Fax :0161-2610856

Website : www.cmcludhiana.in

Management : Government /Society/Trust/Company Society

Regn. no. of Society/Trust/Company: :35/1949-50 registered with office of the Registrar of firms & Societies Punjab

Consent/Affiliation from University : letter no.06(BFUHS\_DEO6)11/3062dt.14.2.2011

Period of Validity :NA

No. of seats as per Essentiality Certificate : 75  
(Information not required for renewal/recognition inspection)

Period of Validity :

Assessment Date: 12.1.2016 & 13.1.2016

Last Assessment Date: 09.12.2015

1.2 For LOP ONLY:

(a) Location: The applicant college is located in Ludhiana (city/village) of Ludhiana district of Punjab state.

(b) The College has following plots of land:

Date:

*Randul*  
13.1.16

9 JAN 2016

**ATTESTED**

Signature with stamp Dean/Principal/Director  
Principal  
Christian Medical College  
LUDHIANA

Plot #	Survey #	Place	Area	Remarks if any
	<u>Khasra No.83-88</u>	<u>Ludhiana</u>	<u>40 acres</u>	

(c) The campus is unitary

1.3 **Building Plan approval from the competent authority:** Municipal Corporation of Ludhiana no.576 dt.2.11.1992

1.4 **Buildings:**

College: 9082.59 sq.mt.

Hospital (including OPD): 44325.57 sq.mt.

Hostel & Residential complex 17720.09 sqmt.

1.5 **Building Use/ Occupancy Certificate:** approved by Corporation Order no.1039 dt.30.1.1987

1.6 **Nearest airport:** 100\_kms. (Information not required for renewal/recognition inspection)

1.7 **Nearest Railway Station:** 2\_\_kms. (Information not required for renewal/recognition inspection)

1.8 **Water Supply:** Through Municipal /5 Tubewells. (Information not required for renewal/recognition inspection)

1.9 **Electric supply:** Sanctioned Load 4500 KVA. (Information not required for renewal/recognition inspection)

Date:

*Bansal*  
13.1.16

13 JAN 2016

Signature with stamp Dean/Principal/Principal

ATTESTED  
Christian Medical College  
LUDHIANA

1.10 Generators: available/not available, Available load 2287\_KVA

1.11 Drainage & sewage disposal (Information not required for renewal/recognition inspection): YES

1.12 Working Hours:

1. OPD Timings: \_\_\_\_08:00\_\_am to \_\_05:00\_\_pm
2. College Timings: \_\_\_\_08:00\_\_am to \_\_05:00\_\_pm
3. Library Timings: \_\_\_\_09:00\_\_am to \_\_11:00\_\_pm

1.13 Annual Budget: College & Hospital

Attached *Annexure 20*

Year	Current Financial Year	
	College	Hospital
Salary		
- Doctors		
- Resident Doctors		
- Other Staff		
Technical Training		
Library & Education		

Date:

*Randall*  
13.1.16

13 JAN 2016

Signature with stamp Dean/Principal/Director

*[Signature]*  
**ATTESTED**  
Principal  
Christian Medical College  
LUDHIANA

Maintenance		
Contingencies		
Others		
Total		

**1.14 Paramedical staff (Nos.):** Give details of technicians department wise:

Department	Technician	Assistant	Attendant	Other
Radiology	29	04	07	16
Biochemistry	15	--	01	04
Microbiology	12	--	--	02
Serology	03	--	01	02
Heamatology	13	--	01	03
Histo-pathology	13	--	01	03
Cytopathology	02	--	--	03
OT	16	--	02	16
Anesthesia	06	--	02	03
Blood Bank	12	01	01	03
Labour Room	--	--	01	05

Date:

*Paul*  
13.1.16

13 JAN 2016

Signature with stamp Dean/Principal/Dir

**ATTESTED**  
Principal  
Christian Medical College  
LUDHIANA

Emergency Room	02	--	--	09
CSSD	08	03	09	09
Mortuary	--	--	03	07
Laundry	--	--	--	20
Electrical	27	--	--	05
Housekeeping	--	--	04	45
Bio-medical	04	--	--	01
BWM	02	--	02	07
Pharmacy	41	01	09	15

Department	Technician	Assistant	Attendant	Other
Anatomy	03	--	05	06
Biochemistry	03	--	01	02
Physiology	02	01	01	02
Microbiology	04	--	01	02
Pathology	02	--	--	03
Forensic Medicine	--	--	01	02
Community Medicine	--	--	01	07
Pharmacology	03	--	01	04

Date:

*Arshad*

1 JAN 2013

Signature with stamp Dean/Principal/Director

Principal  
Christian Medical College  
LUDHIANA

UHC	01	--	01	05
RHC	01	--	01	15

1.15 Nursing Staff available:

Category	No of Beds _____	
	Required Nos.	Available Nos.
Staff Nurses	203	704
Sister Incharge	33	39
ANS	7	7
DNS	3	3
Nursing Suptd	1	1
Total	247	754


1.16 Medical Education Unit (MEU): (Information not required for LOP inspection)

Available as per Regulations : Yes

Name of the MEU coordinator : Dr. Gagandeep, Vice Principal

Date:

13 JAN 2016



Signature with stamp Dean/Principal/Director  
**ATTESTED**  
 Principal  
 Christian Medical College  
 LUDHIANA

Details of affiliated faculty : List attached *Annexure 3*

Details of the Orientation programme and Basic Course Workshop undergone by MEU } : Attached  
Coordinator

Name of the MCI Regional Centre where  
above training has been undertaken : MCI Nodal Centre for faculty development CMC Ludhiana

Date/s of the above workshops : attached *Annexure 3*

Details & Duration of Workshops in Medical Education Technology conducted by MEU: attached

Details of faculty who have undergone basic course workshop in *Medical Education Technology* at the allocated MCI Regional  
Centre

Attached *Annexure 3*

Feedback evaluation of workshops and action taken reports on the basis of feedback obtained (comments in the annexure 1)

**1.17 Continuing Medical Education** : (Information not required for LOP inspection) attached *Annexure 4*

Details of CMEs/workshop organized by the college held in the past 1 year: \_\_\_\_

Details of the credit hours awarded for the past one year (details/comments in annexure)

**1.18 College Council** : (Information not required for LOP inspection) *Annexure 5*

- Name, designation, contact no. and address of the President & Secretary.

President: Dr. Bobby John, Principal, CMC, Ludhiana contact 0161-2115376

Secretary: Dr. Francis Sridhar, CMC, Ludhiana contact 0161- 2115376

Date:

13 JAN 2015

*Bobby John*

Signature with stamp Dean/Principal/Director  
Principal  
Christian Medical College  
LUDHIANA

ATTESTED



- Composition of the Council (HODs as members & Principal / Dean as chairperson)  
Principal, Vice Principal, Dean UG. Studies, Registrar, departmental heads, professors, associate professors, one representative of assistant professor, two undergraduate and one post graduate representatives, wardens of men and women hostels, director and chaplain.
- No. of times the College Council meets per year (min 4) : \_\_\_\_\_ 4
- Action taken report on College Council Meetings (details / comments in annexure II)

1.19 PG Course: If the college is running PG course; Please mention the intake of PG seats subject wise attached ~~#2~~

Sr No.	Subject	No. of Permitted sets	No. of recognized seats

### 1.20 Clinical Material

Item	Daily average (for last 3 randomly selected months) as provided by institute		
	24.9.2015	5.10.2015	17.11.2015
O.P.D. attendance (At the end of OPD timing)	901	1203	1041
Casualty attendance (24 hrs. data)	52	62	56
No of admissions	94	108	102

Date:

13 JAN 2016

Signature with stamp Dean / **Principal**  
Christian Medical College  
LUDHIANA


**ATTESTED**

Item	Daily average (for last 3 randomly selected months) as provided by institute					
	No. of discharges	93		73		81
Bed occupancy:						
No of Beds occupied	416		410		421	
No of beds required	540		540		540	
Bed occupancy %	77%		76%		78%	
<b>Operative Work</b>						
No, of major surgical operations	10		17		17	
No. of minor surgical operations	9		7		7	
No. of normal deliveries	3		4		3	
No. of caesarian sections	2		1		3	
<b>Radiological Investigations</b>	<b>O.P.D</b>			<b>I.P.D</b>		
X-ray	39	64	106	83	93	66
Ultrasonography	52	69	47	34	32	35
Barium, IVP etc.	-	-	5	-	-	5
C.T. Scan	11	19	14	12	10	7

Date:

13 JAN 2016

 Signature with stamp Dean/Principal/Director  
 Christian Medical College  
 LUDHIANA

  
**ATTESTED**

Item	Daily average (for last 3 randomly selected months) as provided by institute					
	O.P.D			I.P.D		
<u>Laboratory Investigations - No of Tests</u>						
Biochemistry	533	776	374	1157	1590	1141
Microbiology	93	141	67	180	242	191
Serology	38	60	23	28	70	40
Haematology	98	128	61	193	224	202
Histopathology	7	15	25	13	7	6
<u>Cytopathology</u>	12	6	7	3	3	5
<u>Others</u>	7	11	11	22	24	18
Any other (HIV/AIDS, DOTs, Malaria etc)	14	20	12	46	21	36
MRI	8	-	3	6	-	8

13 JAN 2016

Date:

19 JAN 2016

Signature with stamp Dean/Principal/Principal  
**ATTESTED**  
 Christian Medical College  
 LUDHIANA

## 1.21 College Website

Sr. No.	Details of information	Provided or not (with no & date)
1	Dean, Principal & M.S.	Yes
2	Staff-Teaching & non Teaching*	Yes
3	CME, Conference, academic activity conducted	Yes
4	Awards, achievements received by the faculty.	Yes
5	Affiliated university and its VC & Registrar.	Yes
6	Details of the MCs infrastructure a) Academic Facilities (LT, Demo rooms, Common rooms, Labs, Library, Skill lab, Computer Lab, Auditorium): b) Hospital: c) Residential Facilities: Hostel, Cafeteria, Mess, d) Recreation Facilities: Indoor & Outdoor e) Medical Facilities for Students & Staff	Yes
7	Citizen Charter	Yes
8	List of students admitted category wise (UG & PG) in current and previous year.	Yes
9	Results of all examinations in previous year.	Yes
10	Details of members of the Anti Ragging Committee Members with contact details including landline Ph. mobile, email etc..	Yes

Date:

13 JAN 2016

Signature with stamp Dean/Principal/Dali College  
Christian Medical College  
LUDHIANA
  
**ATTESTED**
**Principal**  
**Christian Medical College**  
**LUDHIANA**

Sr. No.	Details of information	Provided or not (with no & date)
11	Toll free number to report ragging.	Yes
12	No. of ragging cases reported to Anti Ragging Committee and Action taken by Anti Ragging Committee.	Yes

**Undertaking - To be given by the Dean/Principal of the Institute**

I hereby given an undertaking that :

- (i) The college will admit students only after obtaining the permission from Central Govt.
- (ii) In the event of this declaration turning out to be either incorrect or any part of this declaration subsequently turning out to be incorrect or false, it is understood and accepted that the undersigned shall be responsible for any such misdeclaration or misstatement.
- (iii) In case, the declaration made by me is found to be false in any material point then necessary Civil / Criminal proceedings, including prosecution under Section 199 of the Indian Penal Code, 1860, may be initiated against me by the Competent Authority.
- (iv) The college has obtained all requisite statutory approvals.
- (v) The college has fulfilled all requirements as per the applicable Minimum Standard Requirement for the Medical College Regulations, 1999.
- (vi) The mandatory requirements laid down by the Persons with Disabilities Act are met by the college

Date:

13 JAN 2016

Signature with stamp Dean/Principal/Director

**ATTESTED**  
Principal  
Christian Medical College  
LUDHIANA



DJ/2015/148339  
Dt. 14-01-2016

**MEDICAL COUNCIL OF INDIA**  
**ASSESSMENT REPORT FOR 75 MBBS ADMISSIONS/  
INCREASE IN ADMISSION CAPACITY FROM 50 TO 75**

**Part A-II**  
**(to be filled by the Assessors)**

**1.1 Type of Assessment**

U/S 10A-regular/compliance: Letter of Permission ( ), 1<sup>st</sup> renewal ( ), 2<sup>nd</sup> renewal ( ), 3<sup>rd</sup> renewal ( ), 4<sup>th</sup> renewal ( )

U/S 11- Recognition - Regular

Continuation of Recognition/ Compliance ( )

Name of the Institution	:	Christian Medical College		
Address	:	Brown Road, Ludhiana - 141008 Punjab		
Telephone No.	:	0161-2115376, 2115377, 2115378		
E-mail	:	cmcprincipal@gmail.com		
Council Letter No & Date	:	MCI-37(1)(UG)/Recg-22/2016-17-Med/ dt.11.1.2015		
Assessment Date:		12.01.2016 & 13.01.2016	Last Assessment Date :	09.12.2015
PG Courses	:	Yes		

*Bandal*  
13.1.16

*Spans*  
13.1.16

*[Signature]*  
13/01/16

*[Signature]*  
Principal  
Christian Medical College  
LUDHIANA

Signatures of the Assessors & Date

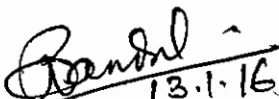
Signatures of Dean/Principal & Date


## Particulars of Assessors

Name of the Assessors	Correspondence Address	Contact No	Email
Dr. R.N. Mandal, (Co-ordinator)	Director Professor, Deptt. of Paediatrics, Maulana Azad Medical College, <u>New Delhi.</u>	Mob- 9968604306	<u>mravi@yahoo.com</u>
Dr. Kamkhedkar Suchitkumar Govindrao	Professor, Deptt. of Anatomy, Rajiv Gandhi Medical College and Chhatrapati Shivaji Maharaj Hospital, <u>Thane, Maharashtra.</u>	Mob. - 09820771973	sgkamkhedkar@yahoo.com
Dr. Santanu Sen,	Associate Professor, Deptt. of General Surgery, Medical College Kolkata, <u>Calcutta, West Bengal.</u>	Mob - 09830434972	shantanu.sen28gmail.com


## 1.2 The College has following plots of land:

The campus is.	Unitary
----------------	---------

  
13.1.16  
Signatures of the Assessors & Date

  
13.1.16

  
13/01/16

  
Principal  
Christian Medical College  
Signatures of Dean/Principal & Date  
LUDHIANA



- 1.3 **Dean/Principal:** Dr. Bobby John, M.S. with 27 years of teaching experience - 18 yrs of professor & 4 yrs of experience of Asso Prof and 5 years as Assistant Professor. He is also holding the post of Professor in the Department of Orthopaedics.

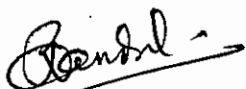
Dean Office is located in the campus of the college/building along with the administrative block. Adequate space (as per MSR guidelines by MCI) and other required facilities (as given in the table below) are provided/not provided to the administrative staff.

Office Space Requirement	Requirement Space (mts)	Available
Dean/Principal Office	36	Yes
Staff Room	54	Yes
College Council Room	80	Yes


1.4 **Medical Education Unit (MEU):**

Available as per Regulations	:	Yes
Name of the MEU coordinator	:	Dr. Gagandeep Kwatra
Name, Designation & Experience of affiliated faculty	:	List attached (Anx 3)
Name of the MCI Regional ( Nodal) Centre where above training has been undertaken	:	Christian Medical College, Ludhiana itself is a MCI Nodal Centre for Faculty Development and also FAIMER Regional Institute
Details of the Orientation programme and Basic Course Workshop undergone by MEU(No. of programmes organized during Academic year, No. of People attended, proceedings (to be verified at the time of assessment)	:	Attached (Anx 3)
Date/s of the above workshops	:	Attached (Anx 3)


Signatures of the Assessors & Date



  
13.1.16

  
13/01/16

Signatures of Dean/Principal

  
13/1/16

Principa  
Christian Medical Colleg  
LUDHIAN,

Details & Duration of Workshops in Medical Education Technology conducted by MEU	:	Attached (Anx 3)
Details of faculty who have undergone basic course workshop in <i>Medical Education Technology</i> at the allocated MCI Regional Centre	:	Attached (Anx 3)
Details of faculty who have undergone advanced course workshop in <i>Medical Education Technology</i> at the allocated MCI Regional Centre	:	Attached (Anx 3)
Feedback evaluation of workshops and action taken reports on the basis of feedback obtained	:	Feedback from participants is taken at the end of each workshop. The responses are tabulated and are analyzed. A report is prepared and sent to the MCI. The feedback is also discussed and noted. The feedback provided by the participants for all workshops conducted so far has been excellent.

### 1.5 Continuing Medical Education :

No and Details of CMEs/workshop organized by the college held in the past 1 year	:	Attached (Anx 4)
Details of the credit hours awarded for the past one year	:	Attached (Anx 4)

Signatures of the Assessors & Date

*Randh*

*Agarwal*  
13.1.16

*13/01/16*

Signatures of Dean/Principal  
Christian Medical College  
LUDHIANA

*12/1/16*  
Principal


## 1.6 College Council :


Name, designation, contact no. and address of the President & Secretary.	President: Dr. Bobby John, Principal, CMC, Ludhiana contact 0161-2115376  Secretary: Dr. Francis Sridhar, CMC, Ludhiana contact 0161-2115376
Composition of the Council (HODs as members & Principal / Dean as chairperson)	Principal, Vice Principal, Dean UG Studies, Registrar, departmental heads, professors, associate professors, one representative of assistant professor, two undergraduate and one post graduate representatives, wardens of men and women hostels, director and chaplain.
No. of times the College Council meets per year (min 4) :	4
Details of college Council meetings where students Welfare was discussed and Action taken report (details / comments in annexure II)	Attached(Anx5)


1.7 Pharmacovigilance Committee: Present (Anx 7)  
No of meeting in the previous yrs. 21 (Minutes to be checked)

## 1.8 Examination Hall:

Requirement	Available
No - 1/2/3	one
Area - 250 Sq. mt.	400 sq mts
Capacity - 250	300

  
Signatures of the Assessors & Date


  
13.1.16


  
13/01/16

  
Principal  
Christian Medical College  
LUDHIANA  
Signatures of Dean/Principal


## 1.9 Lecture Theatres:

	Medical college		Hospital		Comments
	Req	Available	Req	Available	
Number	3	3	2	2	
Capacity	120	120 each	120 & 150	120 & 150	
Type (Gallery)	Yes		Yes		
A.V. Aids	Yes		Yes		
E class Facility	Yes		Yes		Smart Boards & E class facility

  
Signatures of the Assessors & Date

  
13.1.16

  
13/01/16

  
Principal  
Christian Medical College  
Signatures of Dean/Principal  
LUDHIANA

### 1.10 Library (Anx 8)

Air-conditioned - Yes

Working Hours: 14 hrs a day (9:00am till 11 pm)

- a. Stack room : Yes
- b. Reading room : Yes

	Required	Available	Remarks
Area	1600 Sq.m.	1608 Sq.m.	
Student Reading Room (Inside)	100 Capacity	110	
Student Reading Room (Outside)	100 Capacity	110	
Staff Reading Room	Persons	30 Persons	
Room for Resident/PG reading room	Yes	24	
Particulars	Required Nos.	Available Nos.	Remarks
No of Books	7000	22874	
Journals (Indian)	70	66	
Journals (Foreign)	30	79	
Internet Nodes	Yes	19	

### 1.11 Common Room for Boys & Girls

	Area Required Sq. Mt.	Available Area Sq. Mt.	Toilet - Attached Y/N
Boys	100	100	Yes
Girls	100	100	Yes

Signatures of the Assessors & Date

*[Handwritten Signature]*

*[Handwritten Signature]*  
13.7.16

*[Handwritten Signature]*  
13/07/16


Signatures of Dean/Principal & Date


*[Handwritten Signature]*  
13/11/16  
Principal  
Christian Medical College  
LUDHIANA


1.12 Central Photography Section: Available Yes.  
 Staff Yes  
 Equipments Yes


1.13 Hostel: Location - Within campus

Hostel Category	Required Capacity	Available Capacity (No Rooms X capacity of each room = Total capacity)	Furnished (Y/N)	Toilet Facility Adequate/ Inadequate	Mess (Y/N)	Hygiene of Hostel campus Y/N	Visitor room, AC Study room with internet & Computer, Recreation room with TV, Music, Indoor Games Y/N	Remarks
UG Students @ 75% Capacity	375	325 room 406 capacity	yes	adequate	Yes	Yes	Yes	
Interns @ 100% Capacity	75	111 capacity	yes	adequate	Yes	Yes	Yes	
Resident @ 100% Capacity including PG	67	176 capacity	yes	adequate	Yes	Yes	Yes	
Nurses @ 20% Capacity	48	221 rooms 326 capacity	yes	adequate	Yes	Yes	Yes	

  
 Signatures of the Assessors & Date

  
 13.1.16

  
 13/01/16

  
 Christian Medical College  
 Signatures of Dean/Principal  
 LUDHIANA

**Residential Quarters:**

Category	Required Nos.	Available Nos.	Remarks
Teaching Staff @ 20% Capacity	21	157	
Non-Teaching Staff @ 20% Capacity	36	147+13	

**1:14 Recreational Facilities:**

Outdoor games	Yes
Play field/s	Yes
Type of games	Basket Ball, Volley Ball, Lawn Tennis, Football and Cricket
Indoor games facilities	Yes-Table Tennis, Chess, Carrom,
Gymnasium	Available

**1.15 Gender Harassment Committee -: Yes (Documents to be seen at the time of assessment) (Anx 10)**

*Randh*

Signatures of the Assessors & Date

*Gaus*  
13.1.16

*AS*  
13/01/16

*Principal*  
Christian Medical College  
Signatures of Dean/Principal  
LUDHIANA

**TEACHING HOSPITAL**

- 2.1 Name of the Hospital: Christian Medical College & Hospital  
 Owned by: Government/Trust/Society/Company - Christian Medical College Ludhiana Society
- 2.2 Name of the Medical Superintendent: Dr. William Bhatti, MCh ( Paed Surgery), with 5 years administrative experience.

	Space Requirement	Availability
Medical Supdt's Office	36 sq. mt.	Yes
Administrative Office	150 sq. mt	Yes

2.3 **Teaching and other facilities:**

OPD Timings	:	___ 8:00 A.M. to ___ 5:00 P.M.
Separate Registration areas for male/female patients available	:	yes
Separate Registration counters for OPD/IPD	:	Available
Are the Registration counters computerized	:	Yes
Staff for registration center	:	adequate
Waiting areas for above patients available	:	Yes

*[Signature]*  
 Signatures of the Assessors & Date

*[Signature]*  
 13.1.16

*[Signature]*  
 13/01/16

*[Signature]* Principal  
 Christian Medical College  
 Signatures of Dean/Principal & Date  
 LUDHIANA



No. of rooms for examination of patients	:	Yes
Capacity of teaching area in each department	:	Yes
Enquiry Desk	:	Yes

#### 2.4 Facilities available in OPD

<b>-Medicine</b> Injection room - Male - Female	Yes Yes	E.C.G. Room	Yes
<b>Surgery</b> Dressing room - - Male - Female	Yes Yes	Minor OT	Yes
<b>Orthopaedics</b> Plaster room Dressing room - - Male - Female	Yes Yes Yes	Plaster cutting room	Yes
<b>Ophthalmology</b>	Refraction Rooms Dark Rooms Dressing Rooms / Minor Procedure Room		Yes Yes Yes
<b>ENT</b>	Audiometry (AC & Sound proof) Speech Therapy		Yes Yes
<b>Pediatrics</b>	Child Welfare Clinic Immunisation Clinic Child Rehabilitation Clinic		Yes Yes Yes
<b>OBS &amp; GYN</b>	Antenatal Clinic		Yes

Signatures of the Assessors & Date

*[Signature]*

*[Signature]*  
13.1.16

*[Signature]*  
13/01/16

*[Signature]*  
Principal  
Christian Medical College  
Signatures of Dean/Principal & ...  
LUDHIANA

	Sterility Clinic	Yes
	Family Welfare Clinic	Yes
	Cancer Detection Clinic	Yes

**Comments :**

2.5 Total Number Of Teaching Beds & Admitted Patients - Distance between two beds should be 1.5 m.

Teaching Hospitals in Campus with Total Beds 530 .

Teaching Hospitals in Outside the Campus ( \_\_\_\_\_ Kms. from the campus ) with Total Beds \_\_\_\_\_ .

Departm ent	Ward Nos.	Beds Required	Total Beds Available	Total Admitted Patients	Facilities Available in Each Ward						Remarks
					Nursing Station Y/N	Exam/ Treat Room Y/N	Pantry Y/N	Store Room Y/N	Duty Room Y/N	Demo Room (25 Capacity) Y/N	
Gen. Medicine	5 & 6	120	120	105	Yes	Yes	Yes	Yes	Yes	Yes	
Pediatrics	18	60	60	57	Yes	Yes	Yes	Yes	Yes	Yes	
TB & Respiratory Medicine	27	10	10	8	Yes	Yes	Yes	Yes	Yes	Yes	
Psychiatry	16	10	10	7	Yes	Yes	Yes	Yes	Yes	Yes	
Dermatology	25	30	30	19	Yes	Yes	Yes	Yes	Yes	Yes	
Gen. Surgery	2, 28 & 29	120	120	72	Yes	Yes	Yes	Yes	Yes	Yes	
Orthopedics	4 & 30	60	60	49	Yes	Yes	Yes	Yes	Yes	Yes	
Ophthalmology	Eye Block	30	30	27	Yes	Yes	Yes	Yes	Yes	Yes	
ENT	24A & 24B	30	30	18	Yes	Yes	Yes	Yes	Yes	Yes	
OB & GYN	17 & 19	60	60	46	Yes	Yes	Yes	Yes	Yes	Yes	
Total		530	530	408							

Signatures of the Assessors & Date

*[Signature]*  
13.1.16

*[Signature]*  
13/01/16

*[Signature]*  
Principal  
Christian Medical College  
BUDHIANA  
Signatures of Dean/Principal

2.6 Clinical material (\*Random verification to be done by the Assessor).

Assessor should randomly verify the monthly data and fill accordingly in the daily average columns, specifying the months

Item	On Day of assessment		Remarks
	O.P.D	I.P.D	
O.P.D. attendance	931		
Casualty attendance (24 hrs. data)	48		
No of admissions	133		
No. of discharges	97		
Bed occupancy %	76%		
<b>Operative Work</b>			
No. of major surgical operations	24		
No. of minor surgical operations	8		
No. of normal deliveries	4		
No. of caesarian sections	3		
<b>Radiological Investigations</b>			
X-ray	33	68	
Ultrasonography	40	15	
Barium, IVP etc.	-	2	
C.T. Scan	11	20	
MRI	4	9	

Signatures of the Assessors & Date

*[Signature]*

*[Signature]*  
13.1.16

*[Signature]*  
13/01/16

Signatures of Dean/Principal & Date

*[Signature]*  
Principal  
Christian Medical College  
EUDHIANA

Item	Day of assessment		Remarks
	O.P. D	I.P.D	
<b>Laboratory Investigations - No. of Tests</b>			
Biochemistry	699	981	
Microbiology	74	265	
Serology	10	19	
Hematology	79	141	
Histopathology	15	15	
Cytopathology	13	4	
Others	41	35	

Please see (Anx 11 and 19)

Signatures of the Assessors & Date

*[Handwritten Signature]*

*[Handwritten Signature]*  
13.1.16

*[Handwritten Signature]*  
13/01/16

*[Handwritten Signature]*  
Principal  
Christian Medical College  
LUDHIANA  
Signatures of Dean/Principal & Date

2.7 Medical Record Section:

Manual / Computerized \_\_\_\_\_ Computerized

ICD X classification of diseases followed for indexing : yes


2.8 Central casualty services :


No of Beds: Required \_\_\_\_\_ Available \_\_\_\_\_ 25


- Number of doctors posted / Shift : \_\_\_\_\_ 3 per shift CMO - Required \_\_\_\_\_ Available \_\_\_\_\_ 1
- Number of nurses posted / Shift: \_\_\_\_\_ 38 per shift
- Separate casualty for OBGY cases: \_\_\_\_\_ available, if yes No. of beds \_\_\_\_\_ / not available,


Equipment	Availability Y/N	Number
Central Oxygen & suction facility	Yes	9 & 10
Pulse oximeter	Yes	3
Ambu bag	Yes	5
Disaster trolley	Yes	10
Crash Cart	Yes	2
Emergency Drug Tray	Yes	2
Defibrillator	Yes	1
Ventilator	Yes	3
X-ray Unit - (Mobile)	Yes	1
Minor OT	Yes	1

Comments:

  
Signatures of the Assessors & Date

  
13.1.16

  
13/01/16

  
13/1/16  
Principal  
Christian Medical College  
LUDHIANA  
Signatures of Dean/Principal & Date

## 2.9 Clinical Laboratories

Central Clinical Laboratory: Under control of department of : Medical Superintendent

Separate sections for pathology, microbiology, hematology & biochemistry: available

## 2.10 Operation theatres

Type	Requirement	Available	Remarks
Major	7	15	
Minor	2	1	

## 2.11 Equipment available in O. T. Block (Specify numbers) (Anx 12)

Dept	Theatres Nos.	A/C Y/N	Central Oxy/ Nitrous Oxide Y/N	Anesthesia Machine Y/N	Multipara Monitor with Capnograph Y/N	Defibrillators Y/N	Infusion Pumps Y/N	Remarks
Gen Surgery	<u>7</u>	Yes	Yes	Yes	Yes	Yes	Yes	
ENT	<u>1</u>	Yes	Yes	Yes	Yes	Yes	Yes	
Ophthal	<u>1</u>	Yes	Yes	Yes	Yes	Yes	Yes	
Ortho	<u>3</u>	Yes	Yes	Yes	Yes	Yes	Yes	
OBS & GYN	<u>2</u>	Yes	Yes	Yes	Yes	Yes	Yes	
Emergency /Septic	<u>1</u>	Yes	Yes	Yes	Yes	Yes	Yes	
		Yes	Yes	Yes	Yes	Yes	Yes	

Pre-Anaesthetic/Pre-operative Beds : Available

Post Operative Recovery room beds : Available

Signatures of the Assessors & Date

*[Signature]*

*[Signature]*  
13.1.16

Signatures of Dean/Principal & Date

*[Signature]*  
13/01/16

*[Signature]*  
Principal  
Christian Medical College  
LUDHIANA

2.12 Intensive Care: Following intensive areas are available -

Type	Beds (Required)	Beds (Available)	Patients on day of assessment	AC Y/N	Central Oxygen/Suction Y/N	Major Equipment (Monitor, Ventilator, ABG, Pulse Oximeter etc.) Y/N	Remarks if any
ICCU	5	15	12	Y	Y	Y	
ICU	5	8	8	Y	Y	Y	
SICU	5	5	04	Y	Y	Y	
NICU/PICU	5	22+6	23	Y	Y	Y	

2.13 Labour Room

Rooms	Beds	Remarks
Clean Cases	8	
Septic Cases	2	
Eclampsia	2	
HDU	2	

Signatures of the Assessors & Date  
*Randh*  
 \_\_\_\_\_

*Ops*  
 13.1.16

*[Signature]*  
 13/01/16

*[Signature]*  
 13/1/16  
 Principal  
 Christian Medical College  
 LUDHIANA  
 Signatures of Dean/Principal & Date

## 2.14 Radiological Facilities: (Anx 13 &amp;14)

Equipment	Required no.	Available no.	AERB Approval Y/N	Functional Status at the time of assessment Y/N	Remarks if any
Mobile X Ray					
60 mA	<u>2</u>	<u>2</u>	<u>Yes</u>	<u>Yes</u>	
100 mA	<u>2</u>	<u>5</u>	<u>Yes</u>	<u>Yes</u>	
Static X Ray					
300 mA	<u>2</u>	<u>2</u>	<u>Yes</u>	<u>Yes</u>	
600mA	<u>2</u>	<u>2</u>	<u>Yes</u>	<u>Yes</u>	
800/1000 mA	<u>1</u>	<u>1</u>	<u>Yes</u>	<u>Yes</u>	
CT Spiral Minimum 16 slice	<u>1</u>	<u>1</u>	<u>Yes</u>	<u>Yes</u>	

Equipment	Required no.	Available no.	PNDT Approval Y/N	Functional Status at the time of assessment Y/N	Remarks if any
USG	<u>3</u>	<u>4</u>	<u>Yes</u>	<u>Yes</u>	

Signatures of the Assessors & Date

*[Signature]*  
13.1.16

*[Signature]*  
13.1.16

*[Signature]*  
13/01/16

Signatures of Dean/Principal & Date

*[Signature]*  
13/1/16  
Principal  
Christian Medical College  
LUDHIANA



2.15 Blood Bank: (Anx 15)

Available and functional: Yes

Number of units dispensed in a day 40-60

Number of units stored on day of assessment 120

License valid up to: 31.12.2016 (LICENCE NUMBER AND COPY TO BE APPENDED AS ANNEXURE-VII)

Blood Separation Facility - Available

2.16 Pharmacy : Pharmacist/Staff available: List to be included

- No. of sub-stores located in different parts of hospital: 7
- Average no. of patients per day given drugs: 1100 outdoor & 500 indoor.

2.17 Central sterilization Department :

- Timings 7:30am to 2:30pm, 2:00pm to 8:30pm and 8:00pm to 8:00am & Shifts: 3
- Equipment: Horizontal autoclaves 2 / Vertical autoclaves 1, ETO Sterilisers: 1 No.
- Separate receiving and distribution points - Yes

2.18 Intercom: Available : yes/no

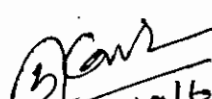
No. of incoming lines 30 No. of extension lines: 1200

2.19 Central laundry/Alternative Arrangements:


In House/Outsourced: In House

Type of Laundry: Mechanized

  
 Signatures of the Assessors & Date

  
 13/12/16

  
 13/01/16

  
 13/11/16  
 Principal  
 Christian Medical College  
 Signatures of Dean/Principal & Date  
 LUDHIANA

2.20 Kitchen/ Alternative Arrangements

- In-House/Outsourced \_\_\_\_\_ In House
- Food free of charge: NO Number of patients \_All
- Provision of special diet: YES
- Services of a nutritionist/dietician: Available


2.21 Total no. of Canteens: For staff\_\_\_\_6, For students \_\_\_5\_\_

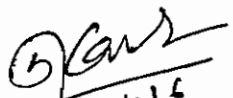
2.22 Arrangements for Biomedical Waste Management. MOU attached (Anx 16)

- Outsourced/in-house : (if outsourced, append MOU) (If in-house, please specify details of facilities available)


2.23 Central Research Lab:

- Available - Yes
- Facilities - Adequate
- Research Projects:
  - Completed Nos \_\_\_\_\_
  - Ongoing Nos \_\_\_21

  
 Signatures of the Assessors & Date

  
 13.1.16

  
 13/01/16

  
 13/1/16 Principal  
 Christian Medical College  
 LUDHIANA  
 Signatures of Dean/Principal & Date

2.24 Nursing and Paramedical staff :

Nursing staff:	No of Beds _____	
	Required Nos.	Available Nos.
Staff Nurses	203	704
Sister Incharge	33	39
ANS	7	7
DNS	3	3
Nursing Suptd	1	1
Total	247	754

Paramedical And Non teaching staff	Required Nos.	Available Nos.
	179	846

*[Signature]*  
 Signatures of the Assessors & Date

*[Signature]*  
 13.1.16

*[Signature]*  
 13/01/16

*[Signature]*  
 13/1/16  
 Signatures of Dean/Principal & Date

## MEDICAL COLLEGE


### 3.1 College Website:

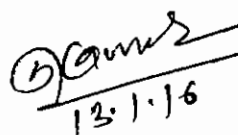
Sr. No.	Details of information	Yes/No
1.	Dean, Principal & M.S.	Yes
2.	Staff-Teaching	Yes
3.	Affiliated university and its VC & Registrar.	Yes
4.	Citizen Charter	Yes
5.	List of students admitted category wise (UG & PG) in current and previous year.	Yes
6.	Results of all examinations in previous year.	Yes
7.	Details of members of the Anti Ragging Committee Members with contact details including landline Ph. mobile, email etc..	Yes
8.	Details of members of the Gender Harassment Committee Members with contact details including landline Ph. mobile, email etc..	Yes
9.	Toll free number to report ragging.	Yes

### 3.2 Teaching Programme:

Didactic teaching	Yes
Demonstration	Yes
Integrated teaching (Horizontal/Vertical teaching)	Yes
Clinical posting	Yes
Clinical Pathological Conference	Yes
Grand Rounds	Yes
Statistical Meeting	Yes
Seminars	Yes


Signatures of the Assessors & Date

  
13.1.16

  
13.1.16

  
13/01/16

Signatures of Dean/Principal & Date

  
13/1/16 Principal  
Christian Medical College  
LUDHIANA

## Teaching Facilities:

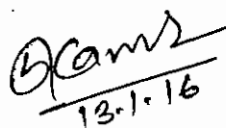
## 3.3 Anatomy

Required	Available	Required	Available
Demonstration Room/s • No 2 • Capacity - 75 to 100 students	2 60	AV Aids:	Available
• Number of practical laboratory/ies - 1 • Number of Lab seats _____ • Number of microscopes____ • Dissection Microscopes _____	2 135 60 05	Museum: ____ seating capacity • Mounted specimens • Models - Wet & Dry • Bone Sets - Articulated-____ & Disarticulated-____ • MRI & CT	30 No. __340 No. __209 No.25 & Multiple Yes available
Number of dissection tables - ____ (Half Standard Size)	28	Number of cadavers - ____	30
Cold store / cooling chambers - __1 Bodies	8	Storage tank - __	Yes (6 Large+12 Small)
Embalming room - 1	Yes	Band saw	Yes
Lockers - _____	100	Departmental Library- (80-100 Books.)	546 Books

Adequate exhaust, light, water supply and drainage facilities - Available/not available.


Signatures of the Assessors & Date

  
13.1.16

  
13.1.16

  
13/01/16

Signatures of Dean/Principal & Date

  
13/1/16  
Principal  
Christian Medical College  
LUDHIANA

## 3.4 Physiology

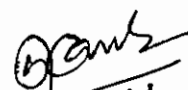
Required	Available	Required	Available
Demonstration Room/s • No - _____ • Capacity - _____	1 60	AV Aids:	Available
Mammalian laboratory - 1	Yes	Haematology laboratory	Yes
Departmental Library - 80-100 Books	675 Books	Clinical Physiology	Yes
Preparation rooms -	2	Amphibian Laboratory	Yes

## 3.5 Biochemistry

Required	Available	Required	Available
Demonstration Room/s • No _____ • Capacity - _____	1 60	AV Aids:	available
Number of practical laboratory/ies -	1	Library / Seminar rooms - 80-100 Books	432 Books
Number of Lab seats - _____	60		


Signatures of the Assessors & Date

  
\_\_\_\_\_

  
13.1.16

  
13/01/16

Signatures of Dean/Principal & Date

  
Principal  
Christian Medical College  
LUDHIANA

## 3.6 Pathology

Required	Available	Required	Available
Demonstration Room/s • No - _____ • Capacity - _____	1 60	AV Aids:	Available
Practical labs - • Morbid Anatomy/Histopath./ Cytology - _____ Microscopes • Clinical Pathology/Hematology - _____ Microscopes	Available 75	Museum: _____, Seating Capacity- _____ students Specimens: • Mounted • Unmounted • Catalogues	No. 700 No. 150 No. 15
Departmental library - 80-100 Books	141 titles		

## 3.7 Microbiology

Required	Available	Required	Available
Demonstration Room/s • No - _____ • Capacity - _____ students	1 35	AV Aids:	Yes
Number of practical laboratory/ies - _____ Number of Lab seats - _____ Number of microscopes/laboratory - _____	1 50 145	Media preparation facility Autoclaving, Washing and drawing room	Yes
Number of service laboratories - _____	4	Museum:	Yes
Departmental library - 80-100 Books,	104 Books	Specimen, Charts, Models & Catalogue seating capacity- _____	149 (48+87+14) 10

Signatures of the Assessors & Date

*[Signature]*

*[Signature]*  
13.1.16

*[Signature]*  
13/01/16

Signatures of Dean/Principal & Date

*[Signature]*  
13/Principal  
Christian Medical College  
LUDHIANA

## 3.8 Pharmacology

Required	Available	Required	Available
Demonstration Room/s • No - 1 • Capacity - _____ students	1 60	AV Aids:	Available
Experimental Pharmacology	Yes	Museum: _____ seating capacity	30
Clinical pharmacology/pharmacy	Yes	• Specimens	No. 63
Departmental Library - 80-100 Books	559 Books	• Charts	No. 66
		• Models	No. 5
		• History of Medicine	No. 26
		• Catalogues	No. 15

## 3.9 Forensic Medicine

Required	Available	Required	Available
Demonstration Room/s • No - _____ • Capacity - _____ students	1 60	AV Aids:	
Forensic histopathology, Serology, Anthropology & Toxicology - for examination of specimen ,tests	*PM teaching done in Civil Hospital	Museum :	No. _100
Autopsy room - Location - In/Near hospital in a separate structure.		• Medico-Legal Specimens	No. _33
Cold storage -		• Charts	No. _100
Departmental library - 80-100 Books	143	• Prototype fire arms	No. _13
		• Slides	No. _100
		• Poisons	No. _____25
		• Photographs	Nil
		• Catalogues	

Signatures of the Assessors & Date

*5/Enis*  
13.1.16

*[Signature]*  
13/01/16

*[Signature]*  
13/1/16  
Principal  
Christian Medical College  
LUDHIANA

Signatures of Dean/Principal & Date



3.10 Community Medicine

Required	Available	Required	Available
Demonstration Room/s • No - _____ • Capacity - _____ students	1 40	AV Aids:	Yes
Museum: • Charts • Models • Specimens • Catalogues	No. ___ 40 No. ___ 60 No. ___ 20 No. ___ 9	Practical lab	Yes Seating capacity 75
Departmental Library - 80-100 Books	993 Books		

*[Signature]*  
\_\_\_\_\_  
Signatures of the Assessors & Date

*[Signature]*  
\_\_\_\_\_  
13-1-16

*[Signature]*  
\_\_\_\_\_  
13/01/16

*[Signature]*  
\_\_\_\_\_  
13/1/16  
Principal  
Christian Medical College  
LUDHIANA

Signatures of Dean/Principal & Date

### 3.11 Health Centers (Department of Community Medicine)

RHTC: Lalton Kalan \_\_\_ (place) 13 Kms \_\_\_ (Distance from the college)

Population covered by the RHTC	9500
It is under control of Dean/Principal (Yes/No; If no, under whose control ?)	Principal
Is it owned /leased/rented ? If leased, for how many years ?	Leased for 99 years
It is affiliated to College Yes/No	yes
Students and interns posted in batches of 04 throughout the year	
Separate blocks for accommodating boys in 03 rooms having 03beds. Girls 03 rooms having 03 beds.	
Facilities for cooking & dining - Yes/No	Yes
Daily OPD	Yes
Specialist visits if any	Yes
Cold chain equipment available	Yes
Survey/MCH/Immunization/FP registers	Available
Activities under the National Health Programmes	Yes

Signatures of the Assessors & Date

*Bansal*

*30ms*  
*13-1-16*

*13/01/16*

Signatures of Dean/Principal & Date

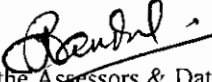
*Principal*  
Christian Medical College  
LUDHIANA

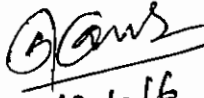
3.12 Details of U.H.T.C.: Field Ganj Place\_2 Kms\_\_ Distance from college

Population covered by the UHC	20,000
It is under control of Dean/Principal (Yes/No; If no, under whose control ?)	Principal
Is it owned /leased/rented? If leased, for how many years ?	Owned
It is affiliated to College Yes/No	Yes
Students and interns posted in batches of	2 to 3
Daily OPD	Yes
Survey/MCH/Immunization/FP registers	Available
Specialist visits if any	Yes
Deficiency if any	Nil


**CONDUCT OF III MBBS EXAMINATION\_(only for recognition under 11(2))**

- **THE PRACTICAL EXAMINATION WAS CONDUCTED FROM 7 TO 12 DEC 2015**
  - **AND WAS OBSERVED BY MCI ASSESSORS ON 9<sup>TH</sup> DEC 2015**
    - University which conducts Examination: **Baba Farid University of Health Sciences, Faridkot**
    - No. of Candidates appeared in Examination:
    - The III MBBS examination (Part-II) was conducted satisfactorily: **yes/no**
- Centre for written/practical examination: **C.M.C. LUDHIANA**

  
Signatures of the Assessors & Date

  
13.1.16

  
13/01/16

  
13/1/16  
Principal  
Christian Medical College  
LUDHIANA  
Signatures of Dean/Principal & Date

Medical College-Staff Strength:

Name of College:

Number of students - PG Courses (Yes/No)

Calculation Sheet

Department	Designation	Requirement as per MSR (UG)	Additional faculty required for running PG courses (if any)	Total (UG + PG)	Accepted	Deficiency
Anatomy	Professor	1		1	2	
	Assoc. Prof.	1		1	3	
	Asstt.Prof.	1		1	2	
	Tutor	3		3	4	
Physiology	Professor	1		1	3	
	Assoc. Prof.	1		1	3	
	Asstt.Prof.	1		1	1	
	Tutor	3		3	3	
Biochemistry	Professor	1		1	2	
	Assoc. Prof.	1		1	1	
	Asstt.Prof.	1		1	3	
	Tutor	3		3	3	
Pharmacology	Professor	1		1	2	
	Assoc. Prof.	1		1	1	
	Asstt.Prof.	1		1	2	
	Tutor	2		2	3	
Pathology	Professor	1		1	4	
	Assoc. Prof.	2	+1	3	0	

*Principal*  
13/1/16

*Randhawa*  
Signatures of the Assessors & Date

*9/Ans*  
13.1.16

*13/01/16*

Principal  
Christian Medical College  
LUDHIANA  
Signatures of Dean/Principal & Date

Department	Designation	Requirement as per MSR (UG)	Additional faculty required for running PG courses (if any)	Total (UG + PG)	Accepted	Deficiency
	Asstt.Prof.	3	+1	4	4	
	Tutor	4	+1	5	5	
Microbiology	Professor	1		1	3	
	Assoc. Prof.	1		1	2	
	Asstt.Prof.	1		1	2	
	Tutor	3		3	3	
Forensic Medicine	Professor	1		1	1	
	Assoc. Prof.	0		0	0	
	Asstt.Prof.	1		1	1	
	Tutor	2		2	2	
Community Medicine	Professor	1		1	2	
	Assoc. Prof.	2		2	3	
	Asstt.Prof.	2		2	2	
	Epidemio-Logist-Cum-Asstt.Prof.	1		1	1	
	Statistician-Cum- Asstt. Prof.	1		1	1	
	Tutor	3		3	5	
General Medicine	Professor	1		1	5	
	Assoc. Prof.	3	+1	4	2	
	Asstt.Prof.	4	+3	7	4	1
	Sr. Resident	4		4	5	
	Jr. Resident	8		8	8	
Paediatrics	Professor	1		1	4	
	Assoc. Prof.	1	+1	2	2	
	Asstt.Prof.	2	+1	3	3	
	Sr. Resident	2		2	2	
	Jr. Resident	4		4	5	

*[Signature]*  
Signatures of the Assessors & Date

*[Signature]*  
13.1.16

*[Signature]*  
13/01/16

*[Signature]*  
13/1/16  
Principal  
Christian Medical College  
LUDHIANA  
Signatures of Dean Principal & Date

Department	Designation	Requirement as per MSR (UG)	Additional faculty required for running PG courses (if any)	Total (UG + PG)	Accepted	Deficiency
Tuberculosis & Respiratory Diseases	Professor	1		1	0	1
	Assoc. Prof.	0		0	1	
	Asstt.Prof.	1		1	2	
	Sr. Resident	1		1	1	
	Jr. Resident	2		2	2	
Dermatology, Venereology & Leprosy	Professor	0		0	3	
	Assoc. Prof.	1	+1	2	3	
	Asstt.Prof.	1		1	1	
	Sr. Resident	1		1	2	
	Jr. Resident	2		2	2	
Psychiatry	Professor	0		0	2	
	Assoc. Prof.	1		1	0	
	Asstt.Prof.	1		1	2	
	Sr. Resident	1		1	1	
	Jr. Resident	2		2	2	
General Surgery	Professor	1		1	4	
	Assoc. Prof.	3	+1	4	0	1
	Asstt.Prof.	4	+3	7	7	
	Sr. Resident	4		4	4	
	Jr. Resident	8		8	8	
Orthopaedics	Professor	1		1	2	
	Assoc. Prof.	1	+1	2	1	
	Asstt.Prof.	2	+1	3	3	
	Sr. Resident	2		2	2	
	Jr. Resident	4		4	6	
Oto-Rhino-Laryngology	Professor	1		1	2	
	Assoc. Prof.	1	+1	2	1	

Signatures of the Assessors & Date

*Randhawa*

*13-1-16*

*13/01/16*

Principal  
Christian Medical College  
LUDHIANA  
Signatures of Dean/Principal & Date

*13/1/16*

Department	Designation	Requirement as per MSR (UG)	Additional faculty required for running PG courses (if any)	Total (UG + PG)	Accepted	Deficiency
	Asstt.Prof.	1		1	0	
	Sr. Resident	1		1	2	
	Jr. Resident	2		2	2	
Ophthalmology	Professor	1		1	3	
	Assoc. Prof.	1	+1	2	1	
	Asstt.Prof.	1		1	1	
	Sr. Resident	1		1	0	
Obstetrics & Gynaecology	Jr. Resident	2		2	2	
	Professor	1		1	4	
	Assoc. Prof.	1	+1	2	3	
	Asstt.Prof.	2	+1	3	1	
	Sr. Resident	2		2	2	
Anaesthesiology	Jr. Resident	4		4	6	
	Professor	1		1	4	
	Assoc. Prof.	2	+1	3	2	
	Asstt.Prof.	4	+1	5	3	
	Sr. Resident	3	+1	4	4	
Radio-Diagnosis	Jr. Resident	4		4	4	
	Professor	1		1	1	
	Assoc. Prof.	1	+1	2	2	
	Asstt.Prof.	1	+1	2	2	
Dentistry	Sr. Resident	2	+1	3	2	1
	Professor	1		1	1	
	Assoc. Prof.	1		1	1	
	Asstt.Prof.	1		1	1	
	Tutor/JR	1		1	2	

Signatures of the Assessors & Date

*Bandal*

*Bandal*  
13.1.16

*Bandal*  
13/01/16

Signatures of Dean/Principal & Date

*Bandal*  
13/1/16  
Principal  
Christian Medical College  
LUDHIANA

Deficiency chart:

Department	Professor	Asso. Prof	Asst. Prof.	Tutors	SR	JR
Anatomy						
Physiology						
Bio chemistry						
Pharmacology						
Pathology						
Microbiology						
Forensic Medicine						
Community Medicine						
Gen. Medicine			1			
Paediatrics						
Tb and Chest	1					
Dermatology						
Psychiatry						

*Bansal*  
13.1.16.

Signatures of the Assessors & Date

*G. G. G.*  
13.1.16

*[Signature]*  
13/01/16

Signatures of Dean/Principal & Date

*[Signature]*  
13/1/16.

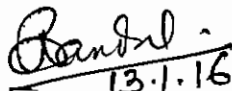
Principal  
Christian Medical College  
LUDHIANA

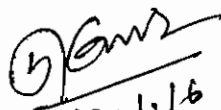


Department	Professor	Asso. Prof	Asst. Prof.	Tutors	SR	JR
Gen Surgery		1				
Orthopaedics						
ENT						
Ophthalmology						
Ob-Gy						
Anaesthesiology						
Radiology					1	
Dentistry						
Total						


1) Deficiency of Teaching Faculty : 2.3 % (Shortage of 3 out of 128)

2) Deficiency of resident doctors : 1.4 % (Shortage of 1 out of 70)

  
13.1.16  
Signatures of the Assessors & Date

  
13.1.16

  
13/01/16

  
13/1/16  
Principal  
Christian Medical College  
LUDHIANA  
Signatures of Dean/Principal & Date

<b>Notes:</b>
<b>For purpose of working out the deficiency:</b>
(1) The deficiency of teaching faculty and Resident Doctors shall be counted separately.
<b>(A) For Teaching Faculty:</b>
(a) For calculating the deficiency of faculty, Prof., Assoc Prof., Asst. Prof & Tutor in respective departments shall be counted together.
(b) Any excess teaching faculty in higher cadre can compensate the deficiency of lower cadre of the same department only.
(c) Any excess teaching faculty of lower cadre/ category in any department cannot compensate the deficiency of any teaching faculty in the higher cadre/category of the same department or any other department. e.g. excess of Assistant Professor cannot compensate the deficiency of Associate Professor or Professor.
(d) Excess/Extra teaching faculty of any department cannot compensate the deficiency of any teaching faculty in any other department.
<b>(B) For Resident Doctors:</b>
(a) Excess of SR can be compensated to the deficiency of JR of the same department only.
(b) Excess SR/JR of any department cannot compensate the deficiency of SR/JR in any other department.
(c) Any excess of JR cannot compensate the deficiency of SR in same or any other department.
(d) Any excess/ extra teaching faculty of same or any other department cannot compensate the deficiency of SR/JR. e.g. excess of Assistant Professor cannot compensate the deficiency of SR or JR.
(2) A separate department of Dentistry/Dental faculty is not required where a dental college is available in same campus/city and run by the same management.
(3) Colleges running PG program require additional staff, beds & other requirements as per the PG Regulations - 2000.

*Reetul*  
13.1.16  
Signatures of the Assessors & Date

*H. Gaur*  
13.1.16

*[Signature]*  
13/01/16

*[Signature]*  
Principal  
Christian Medical College  
LUDHIANA  
Signatures of Dean/Principal & Date

### Summary of Assessment

1. \_Christian Medical College, Ludhiana, is run by Society
2. The college has got LOP from GOI/MCI with intake of \_75\_ seats for last academic year 2014-15.
3. Type of assessment: Recognition No. of seats: \_75
4. PG courses : Yes
5. Deficiency of the infrastructure of college and hospital If any: NIL
6. Deficiency of clinical material If any: NIL
7. Deficiency of teaching staff if any:  
 Shortage of teaching faculty is \_2.3\_%
8. Deficiency of resident doctors if any:  
 Shortage of resident doctors is \_1.4\_%
9. Any other Remarks.  
 C.M.C. Ludhiana has good infrastructure . It has sufficient faculty and clinical material.

Signatures of the Assessors & Date

*Assessor*

*Assessor*  
13.1.16

*Assessor*  
13/01/16

Signatures of Dean/Principal & Date

*Principal*  
13/1/16.  
Principal  
Christian Medical College  
LUDHIANA





DI/2015/142687  
DA-10-12-2015

**MEDICAL COUNCIL OF INDIA**

**STANDARD INSPECTION FORM**

**FORM - C**

On the

Final M.B.B.S. Examination of  
Baba Farid University of Health Sciences, Faridkot


In the subject of


MEDICINE

held at

Christian Medical College

Place Ludhiana.

  
(Dr. B.K. CHALAM)  
9-12-15

  
Principal  
9/12/15  
DR. BOBBY JOTA

  
9.2015

1. Date of Inspection : 9<sup>th</sup> December 2015
2. Names of Inspectors : Dr. P.V. Chalam, Professor, Dept of Surgery  
Gandhi Medical College, Hyderabad.  
Dr. Siddartha Datta, Professor, Dept of  
Obstetrics & Gynaecology, North Bengal  
Medical College, Darjeeling, West Bengal
3. Date of last Inspection/Visitation : 7<sup>th</sup> April 2015
4. Name of last inspectors/Visitors : Dr. Pinakin Gujjar, Professor ,  
Dept of Anaesthesiology, Topiwala National  
Medical College, Mumbai.  
Dr. Amod Kumar, Professor, Dept of  
Pharmacology, King George Medical  
College, Lucknow.  
Dr. H.R. Yadav, Professor & Head  
Department of Anatomy, GMERS Medical  
College, Sola, Ahmadabad.

Defects pointed out in the last inspection/visitation if any	Remarks by the University
NIL ENCL-1	NIL

*Datta*  
9/12/15

*[Signature]*  
9/12

*[Signature]*

**A. Scheme of Examination**

1.	Theory	120	Marks allotted
	Internal Assessment	30	=150
2.	Clinical/practical	100	
	Internal Assessment	30	=130
3.	Oral -viva+ spots		20
			Total =300

Minimum marks for 50%  
Passing the Exam. (150)

**B. Theory**

1. Theory paper                      Subject                      Time for the paper (1 copy of each of the papers may be attached).    ENCL II

No. 1 Paper-I                      3 questions in part(a) & (b) each                      3 hours  
(to consist of 2 parts of equal marks  
i.e. 30 marks each – Total 60 marks).

Portion to be covered

General Medicine, History of Medicine, Diseases of CVS, Digestive System including Hepatobiliary System and Pancreas, Diseases of Blood, Musculoskeletal System including Joints, Connective Tissue, Locomotor System, Nervous System, Endocrine System, Metabolic Disorders, General Principles of Immunology and Genetics, Poisoning.

No. 2 Paper –II                      (To consists of 2 parts of equal marks                      3 hours  
i.e. 30 marks each – total 60 marks)

Part (a)                      30 marks:                      3 questions

Diseases of Kidney, Infectious Diseases, Tropical Diseases, Tuberculosis, Respiratory System Diseases, Dietetics and Nutritional Deficiency Diseases, Malignant Disorders, Fluid & Electrolytes Disorders due to Physical Agents and Miscellaneous Diseases

Part (b)                      30 marks:                      3 questions

Dermatology, STD, Leprosy, Psychiatry including Drugs used to Psychiatry, Radiodiagnosis.

Note: In general theory standard and course shall conform to what is given in the latest edition of Davidsons' Principles of Medicine.

2. Dates on which conducted                      :                      13.11.2015 & 16.11.2015

3. Where conducted                      :                      Dayanand Medical College & Hospital,  
Ludhiana

*Dr. Dalta*  
9, 2015

*M.*  
9/12/15  
*One*

4. Invigilation arrangements : appointed by university
5. No. of candidates appeared : 72
6. Papers setters : University

Name & qualification	Designation	Experience as Examiner

**Remarks by the Inspectors/Visitors regarding**

- a) Nature of the questions. structured
- b) Do they cover the whole filed of prescribed curriculum YES
- c) What is the standard displayed in the answers.  
Answer books checked by University
- d) What is the nature of assessment. Standard assessment
- e) What is the minimum percentage necessary for passing the theory examination 50%
- f) What percentage of marks obtained at periodical examinations conducted during the course is carried forwarded to the final examination. 20% of marks
- g) Method of assessment of examination conducted During the course of study to be clearly stated.

10 -12 send-up exams every 2 months plus one exam  
One send up before university examination

*[Signature]*  
Date  
Dec 9, 2015

*[Signature]*  
9-12-11  
*[Signature]*



Theory test, Practical/Clinical tests, Tutorials, Seminars, Subjective Assessment ( ENCL III)

h) How has it influenced the result at the final examination

Positive correlation

## II. Practical/clinical

How is the practical examination conducted give details.

2 long cases – 40 marks each – one external one internal for each candidate  
 4 short cases – 5 marks each (OSCE)  
 2 theory viva – 5 marks each (one external & one internal in each station)  
 5 spots 2 marks each – (ECG, Xray, Drug, Case scenario, instruments)

Does the practical cover the different branches of the subject? YES

a) Time allotted for section.

Long case 45 minutes each

Short case 30 minutes

b) Examiners

Two Internal & Two Externals

	<b>Names &amp; qualification</b>	<b>Designation</b>	<b>Experience as examiner</b>
<b>Internal</b>	Dr. Mary John MD (Medicine)	Professor & Head	25 years
	Dr. Nitin Malhotra MD (Medicine)	Professor	30 years
<b>External</b>	Dr. C.M. Adya MD (Medicine)	Professor	32 years
	Dr. Rajesh Kashyap (MD Medicine)	Professor	5 years

Mode & conduct of practical.

Is it in batches or otherwise.

Yes, 72 students divided into 3 batches

*[Signature]*  
9, 2015

*[Signature]*  
9-12-15  
*[Signature]*

- c) Are there other centers where the Examination is conducted by the same University?

All Medical Colleges in the State of Punjab

If so, where?

All Medical Colleges in the State of Punjab

- i) Do the same examiners conduct the examination in other centers too?

Examiners are appointed by the university.

- ii) If not what steps are taken to ensure uniformity of standard.

University has regulations on minimum qualification required to be examiner.

- d) Date of Examination 7,8 & 9<sup>th</sup> December 2015

- e) Date and time when the examination was inspected. 9<sup>th</sup> December 2015  
09:00am to 05:00pm

- f) Are the invigilation arrangements satisfactory? YES

- g) No. of candidates appeared. 72

- h) Number & type of questions (a copy of the question paper may be attached)  
Copy attached

- i) What is the minimum percentage of required for passing. 50%

*[Signature]*  
Dec 9, 2015

*[Signature]*  
9-12-15

**Clinical**

1. Date of Examination. 7,8 & 9<sup>th</sup> December 2015
  
2. Date & time when the examination was inspected. 9<sup>th</sup> December 2015  
09:00am to 05:00pm
  
3. Are the invigilation arrangements satisfactory? Satisfactory
  
4. No. of candidates appeared. 72 (batch of 24 on 9.12.2015)
  
5. Long cases 2 Long cases, 4 short cases
  
6. Type of cases given (list may be attached) List Attached ENCL IV
  
7. Time allotted for study of the case.  
  
Long case 45 minutes x 2 cases  
Short case 5 minutes x 4 cases
  
8. Nature of Discussion of case by the candidate  
  
History, clinical examination, possible etiological diagnosis, provisional diagnosis, relevant investigations, management
  
9. Time of discussion  
  
15 minutes each for long cases  
5 minutes for each case

*[Signature]*  
Date  
Dec 9, 2015

*[Signature]* Principal  
Government Medical College,  
MUMBAI  
9-12-15

*[Signature]*

10. Was the discussion fair, searching and sufficient practical? YES

**Short Cases**

1. Type of cases given (List may be attached). List attached
  
2. How many cases were given to each candidate?  
4 each candidate x 5 minutes = 20 minutes
  
3. How long did examination in short cases last for each Candidate?  
20 minutes.
  
4. Standard displayed by the candidates in general in the clinical part of the examination.  
  
Satisfactory
  
5. How was the assessment done?  
  
Objectively structured clinical examination
  
6. Was it done jointly by more than one Examiner?  
Single examiner for each candidate
  
7. How many marks are allotted for clinical examination? 100  
ENCL V
  
8. What is the minimum percentage for passing the clinical part? 50%
  
9. Are marks obtained in any other part of the examination added on to that obtained in the clinical examination?  
  
YES
  
10. Are marks given for clinical works done in the wards added on to the marks obtained in the clinical examination?  
  
YES
  
11. If so, to what extent? 20%
  
12. How has it influenced the result at the final examination?

8  
Datta  
9, 2015

9-12-15

Assessment of clinical abilities is done by an examination every 2 months for the clinical work done in the wards.

Internal assessment objectivity documented, assessed separate for each batch.

(Method of assessment of clinical work in the wards may be clearly stated).

### VIVA-VOICE

1. What did it consist of

(Give extent of coverage of subject)

Viva done on theoretical knowledge as applied to clinical medicine.

2. How was it conducted?

2 examiners – one internal, one external per candidate. Two vivas conducted. An examination on 5 clinical stations as spots also done.

3. What was the standard?

Satisfactory

4. What was the nature of assessment?

Clinical knowledge and skills (bedside) management as applicable to the case.

5. Was it done jointly by more than one examiner?

Two examiners per candidate

6. How are the marks obtained in different parts of the examination grouped?

Viva 10 marks per candidate (5 marks per viva)

Spots 10 marks (5 spotters , 2 marks each)

7. What is the minimum for passing in each and in the grand total?

50% in each, grand total 50%

		Pass %age	
8. Results for the last three years.	2012 Supple	80%	March
	2012 Supple	75%	May
	2012 Annual	58%	Nov
	2013 Supple	57%	March
	2013 Annual	78%	Nov
	2014 Supple	89%	March
	2014 Annual	79%	Nov
	2015 Supple	43%	March
9. No. of students appeared?			No. of students
	2012 Supple	5	March
	2012 Supple	4	May
	2012 Annual	50	Nov

*[Signature]*  
9/12/15

*[Signature]*

*[Signature]*  
9-12-15

2013 Supple	7	March
2013 Annual	54	Nov
2014 Supple	18	March
2014Annual	57	Nov
2015 Supple	14	March

10.No. of students passed?

2012 Supple	4	March
2012 Supple	3	May
2012 Annual	44	Nov
2013 Supple	4	March
2013 Annual	42	Nov
2014 Supple	16	March
2014Annual	45	Nov
2015 Supple	6	March

11.Other remarks if any.

**Conclusions :**

Was the examination conducted satisfactorily?

Yes. Satisfactory *[Signature]*  
Dec 9, 2015

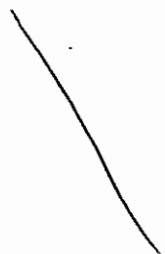
*[Signature]*  
9/12/15

*[Signature]*  
9/12/15

*[Signature]*  
9, 2015

Was the standard sufficient for the M.B.B.S. examination as required by Regulations of the Medical Council of India?

Yes

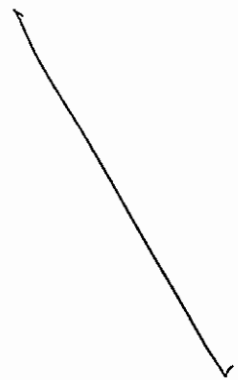


Date : 9-12-15

Place : Luthiana

*(Dr. C H A L A M)* 9/12/15

**Signature**  
(Inspectors/Visitors)



*Dr. C H A L A M*  
9-12-15

11  
Date  
Dec 9, 2015  
#Datt

Nirman Bhavan, New Delhi,  
Dated the 10<sup>th</sup> June, 2015.

To

The Principal/Dean,  
Christian Medical College,  
Brown Road, Ludhiana-141008, Punjab.

Subject: Renewal of Permission for Admission of 5<sup>th</sup> Batch of MBBS students against increased intake from 50-75 at **Christian Medical College, Ludhiana, Punjab** for the academic session 2015-16 – reg.

Sir,

I am directed to refer to MCI letter No. MCI-37(1)(RI-94)2014-Med./106591 dated 11.05.2015 on the subject mentioned above and to convey the approval of the Central Government for Renewal of Permission for admission of 5<sup>th</sup> Batch of MBBS students against increased intake from 50-75 for the academic session 2015-16 at **Christian Medical College, Ludhiana, Punjab**.

2 The permission is valid for admitting only one batch of 150 MBBS students during the academic session 2015-16. The next batch of students in MBBS course will be admitted in the college only after permission of Central Government for renewal.

4. Admissions made in violation of the above conditions will be treated as irregular and action will be initiated under IMC Act & Regulations made thereunder.

4. Discrepancies, if any, may immediately be brought to the notice of MCI and Central / State Government.

Yours faithfully,



(Sudhir Kumar)

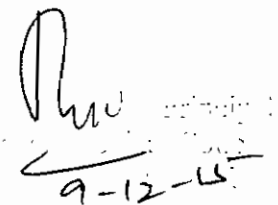
Under Secretary to the Government of India


Telefax: 011-23062959

Copy to:

5. The Secretary, Medical Council of India, Pocket-14, Sector-8, Dwarika, New Delhi-75.
6. Secretary, Medical Education, Govt. of Punjab, 5<sup>th</sup> Floor, Punjab Civil Secretariat Chandigarh-160001.
7. The Registrar, Baba Farid University of Health Sciences, Sadiq Rd, Society Nagar, Faridkot, Punjab 151203.
8. ADG (ME), Dte.GHS, Nirman Bhawan, New Delhi.



  
9-12-15

  
Dec 9, 2015



# M.B.B.S. [Final Prof.(Part -II)]

BF/2015/11

## Medicine - II

M.M. : 60

Time : 3 Hours

Note : Attempt all questions.

**USE SEPARATE ANSWER SHEETS FOR EACH PART.**

### PART - I

1. Describe the etiology, clinical features and management of Acute Transverse Myelitis. [10]
2. Write short notes on:
  - a. Cyanosis. [4]
  - b. Non Pitting Oedema. [3]
  - c. Rheumatic nodules. [3]
3. Write short notes on:
  - a. Spontaneous Pneumothorax. [4]
  - b. Tuberculosis and HIV infection. [3]
  - c. Polyuria. [3]

### PART - II

4. Write short notes on:
  - a. Psoriatic arthritis. [4]
  - b. Pruritus in pregnancy. [3]
  - c. Impetigo. [3]
5. Write short notes on:
  - a. Substance abuse. [3]
  - b. Confabulation. [4]
  - c. Somatoform disorders. [3]
6. Write short notes on:
  - a. Radiological findings on x-ray chest in a case mitral stenosis. [5]
  - b. Echocardiography. [5]

*Ph...*  
9-12-15  
*Datta*  
9, 2015

*Mary John*  
DR. MARY JOHN, MD.  
PROFESSOR & HEAD  
DEPT. OF MEDICINE  
OMCH., LUCIANA

*[Signature]*

# M.B.B.S. [Final Prof.(Part -II)]

BF/2015/11

## Medicine - I

M.M. : 60

Time : 3 Hours

Note : Attempt all questions.

**USE SEPARATE ANSWER SHEETS FOR EACH PART.**

### PART - I

1. Describe the pathophysiology, clinical features, investigations and management of congestive heart failure. [2+3+2+3]
2. Write short notes on:
  - a. Causes and clinical features of hepatic cirrhosis. [2+3]
  - b. Treatment of idiopathic thrombocytopenic purpura. [5]
3. Write short notes on:
  - a. Medical ethics. [5]
  - b. Drug prescription in the elderly. [5]

### PART - II

4. List the causes of hypothyroidism and describe its clinical features, investigations and treatment. [2+3+2+3]
5. Write short notes on:
  - a. Diagnosis and treatment of Gout. [2+3]
  - b. Clinical features and treatment of Parkinson's disease. [2+3]
6. Write short notes on:
  - a. Genetic counselling. [5]
  - b. Clinical features and treatment of opioid poisoning. [2+3]

*[Signature]*  
9-12-15

*Mary John*  
DR. MARY JOHN, MD.  
PROFESSOR & HEAD  
DEPT OF MEDICINE  
CMCH, LUDHIANA

*[Signature]*  
9/20/15

*[Signature]*

# CHRISTIAN MEDICAL COLLEGE, LUDHIANA

## INTERNAL ASSESSMENT SHEET


DEPARTMENT OF \_\_\_\_\_

Name : \_\_\_\_\_ Roll No. : \_\_\_\_\_

Postal Address \_\_\_\_\_

Student's Mobile No. \_\_\_\_\_ Parent's Mobile/Contact No. \_\_\_\_\_

*Handwritten:*  
9-12-15  
[Signature]



	M1	M2	M3	M4	M5	M6	M7	M8	M9	M10	M11	M12	Total	%	Remarks if any
Theory test															
Practical tests															
Tutorials															
Seminars															

Subjective Assessment (End of course)													Attendance %			
Criteria	T1/UH	T2	T3	T4	T5	T6	T7	T8	T9	T10	Theory		Practical		Signatures of Student	
1 Interest in subject												3 months				
2 Active participation												6 months				
3 Scientific attitude												9 months				
4 Interpersonal skills												12 months				
5 ICMR Project												15 months				
6 Quiz (If held)												18 months				
Signatures																

(M denotes marks. T denotes teacher U/H denotes Unit Head, where applicable)

Internal Assessment-Theory				Internal Assessment-Practical				Student's Signatures	
A	B	C	Total	A	B	C	Total	HOD's Signature	
Average marks (80% weightage)	10% weightage if attendance > 90%	Subjective assessment (10% weightage)			Average marks (80% weightage)	10% weightage if attendance > 90%		Subjective assessment (10% weightage)	
								Date	

CHRISTIAN MEDICAL COLLEGE, LUDHIANA  
FINAL PROF. MBBS PART-II-MEDICINE FOR NOV/DEC, 2015  
PRACTICAL ON 9/12/2015

LONG CASES -1

S.No	NAME	WARD	DIAGNOSIS
1	HARBANS SINGH	6	Post TB Bronchiectasis
2	K. LAL	6	Chronic Bronchitis
3	JASWANT SINGH	6	Bronchiectasis
4	VIJAY	6	Alcoholic Liver Disease
5	TEJPAL	6	Alcoholic Liver Disease
6	VARINDER	6	Alcoholic Liver Disease
7	KULWINDER KAUR	5	Acute Bronchitis
8	SUSHILA	5	COPD
9	DEENA	5	ILD
10	YASHODA	5	Rheumatoid Arthritis-ILD
11	KRISHNA	5	TB, Fibrocavitary Disease
12	KAMLA	5	COPD
13	MARTHA	5	Megaloblastic Anaemia
14	URMILA	5	RA/Cushingoid Habitus
15	RAKSHA	5	Cirrhosis-HCV+
16	PREMLATA	5	Cirrhosis
17	NEELAM	5	Viral Pneumonitis with serositis

*Mary John*  
*9/12/15*  
DR. MARY JOHN, MD.  
PROFESSOR & HEAD  
DEPT. OF MEDICINE  
CMCH., LUDHIANA


*MW*  
Principal  
Christian Medical College  
Ludhiana  
*9-12-2015*

*9/12/15*  
*9, 2015*

## LONG CASES - 2

s.No.	NAME	WARD	DIAGNOSIS
1	PURAN SINGH	6	Anaemia,MR/TR
2	YUDH SINGH	6	CVA-Left Hemiparesis
3	SOHAN SINGH	6	Peripheral Neuropathy
4	DURGA PRASAD	6	Cervical Myelopathy
5	ABDUL	6	C5/C6 Radiculopathy
6	GURMEL SINGH	6	AR
7	RAKHI	5	MS/MR, in AF
8	KULWINDER KAUR	5	AS
9	PRITAM KAUR	5	MS/MR
10	BHAGWAN DAS	11	Left Thalamic Bleed
11	BHAGWAN KAUR	5	CVA - Right Hemiparesis
12	KULWINDER KAUR	5	Multiple Sclerosis
13	CHANAN KAUR	5	MS/MR
14	SACHIN KALRA	11	Left Thalamic Bleed
15	KARAMJIT KAUR	5	Sydenhams Chorea

Mary John  
9/12/15  
DR. MARY JOHN, MD.  
PROFESSOR & HEAD  
DEPT. OF MEDICINE  
GUCHI, LUDHIANA

  
9-12-15

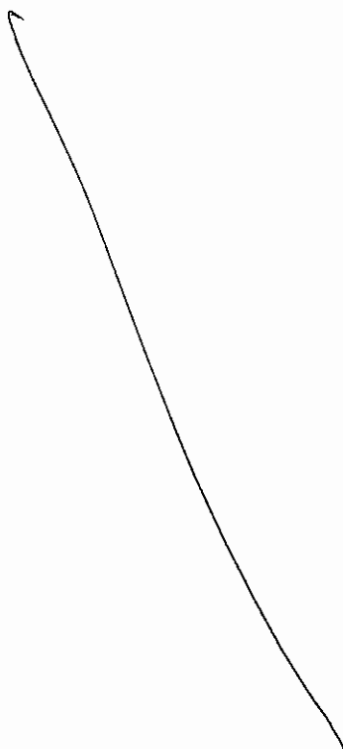
  
Dec 9, 2015



CHRISTIAN MEDICAL COLLEGE, LUDHIANA  
FINAL PROF. MBBS PART-II-MEDICINE FOR NOV/DEC, 2015  
PRACTICAL

Case-1	Case-2	Short cases	Total(Clinical)		Spots	Viva	Total
40 (20+20)	40 (20+20)	20	100		10	10 (5+5)	20

*Mary John*  
9/12/15  
**DR. MARY JOHN, MD.**  
**PROFESSOR & HEAD**  
**DEPT. OF MEDICINE**  
**CMCH., LUDHIANA**



*[Signature]*  
9-12-15

*[Signature]*  
9/12/15

*[Signature]*  
Dec 9, 2015



**MEDICAL COUNCIL OF INDIA**

**STANDARD INSPECTION FORM**

**FORM - C**

On the

Final M.B.B.S. Examination of

Baba Farid University of Health Sciences, Faridkot


In the subject of

General Surgery including Orthopaedics


held at


Christian Medical College

Place Ludhiana.

  
9/12/15  
(Dr. P.V. CHALAM)

1

  
2.2015

  
Principal  
Christian Medical College  
UDHARA  
9/12/15  
(Dr. BOBBY JOHN)

1. Date of Inspection : 9<sup>th</sup> December 2015
2. Names of Inspectors : Dr. P.V. Chalam, Professor, Dept of Surgery  
Gandhi Medical College, Hyderabad.  
Dr. Siddartha Datta, Professor, Dept of  
Obstetrics & Gynaecology, North Bengal  
Medical College, Darjeeling, West Bengal
3. Date of last Inspection/Visitation : 7<sup>th</sup> April 2015
4. Name of last inspectors/Visitors : Dr. Pinakin Gujjar, Professor ,  
Deptt of Anaesthesiology, Topiwala National  
Medical College, Mumbai.  
Dr. Amod Kumar, Professor, Deptt of  
Pharmacology, King George Medical  
College, Lucknow.  
Dr. H.R. Yadav, Professor & Head  
Department of Anatomy, GMERS Medical  
College, Sola, Ahmadabad.

Defects pointed out in the last inspection/visitation if any	Remarks by the University
<p style="text-align: center;">NIL</p> <p style="text-align: center;">Enclose as Annexure 1</p>	<p style="text-align: center;">NIL</p>

*[Signature]*  
9/12/15

*[Signature]*  
9/12/15

Principal  
Gandhi Medical College

9/12/15





**Remarks by the Inspectors/Visitors regarding**

- a) Nature of the questions. Satisfactory standards
- b) Do they cover the whole field of prescribed curriculum Yes
- c) What is the standard displayed in the answers.
- Theory answer books are evaluated at different centres by the university
- d) What is the nature of assessment. Satisfactory Standard assessment
- e) What is the minimum percentage necessary for passing the theory examination 50%
- f) What percentage of marks obtained at periodical examinations conducted during the course is carried forwarded to the final examination. 20% (as internal assessment)
- g) Method of assessment of examination conducted during the course of study to be clearly stated. Theory & Practical examination

Theory test, Practical/Clinical tests, Tutorials, Seminars, Assessment of soft skills. (Enclosed as Annexure 3)

- h) How has it influenced the result at the final examination

The Internal Assessment of 20% of total marks is added to the final exam each in theory and practical. The minimum requirement to pass is 50% in theory & practical separately.

**ii. Practical/clinical**

How is the practical examination conducted give details.

Long case one  
Short cases Two General Surgery  
One Orthopaedics

Does the practical cover the different branches of the subject?

Yes

*[Handwritten signatures and stamps]*

Principal  
2015  
9-12-15

a) Time allotted for section.

30 minutes for long case

10 minutes x 3 = 30 minutes for short case

5 minutes x 2 = 10 minutes for viva voce

b) Examiners

	<b>Names &amp; qualification</b>	<b>Designation</b>	<b>Experience as examiner</b>
<b>Internal</b>	Dr. Navneet Kumar Chaudhry MS (Surgery)	Professor & Head	29 years
	Dr. Michael Deodhar (MS Surgery)	Professor	20 years
	Dr. Anupam Mahajan MS (Orthopaedics)	Associate Professor	6 years
<b>External</b>	Dr. Rajesh Godara MS (Surgery)	Professor	15 years
	Dr. Sanjay Gupta MS (Surgery)	Asstt. Professor	10 years
	Dr. Anit K S Deane MS (Orthopaedics)	Associate Professor	7 years

Mode & conduct of practical.

Satisfactory

Is it in batches or otherwise.

Yes, 74 students divided into 3 batches

c) Are there other centers where the Examination is conducted by the same University?

All Medical Colleges in the State of Punjab

If so, where?

All Medical Colleges in the State of Punjab

*[Signature]*  
9/12/15

*[Signature]*  
9, 2015

*[Signature]*  
9/12/15  
Coordinator, Practical Exams,  
MCI-12(c)

- i) Do the same examiners conduct the examination in other centers too?

Examiners are appointed by the University.

- ii) If not what steps are taken to ensure uniformity of standard.

University has regulations on Minimum Qualifications required to be examiner

- d) Date of Examination 7,8 & 9<sup>th</sup> December 2015

- c) Date and time when the examination was inspected. 9<sup>th</sup> December 2015  
09:00am to 05:00pm

- f) Are the invigilation arrangements satisfactory? Yes

- g) No. of candidates appeared. 74 (batch of 25 on 9.12.2015)

- h) Number & type of questions (a copy of the question paper may be attached)  
attached Enclosed as Annexure 2

- i) What is the minimum percentage of required for passing.

50% in theory and practical separately

**Clinical**

1. Date of Examination. 7,8 & 9<sup>th</sup> December 2015

2. Date & time when the examination was inspected. 9<sup>th</sup> December 2015  
09:00am to 05:00pm

3. Are the invigilation arrangements satisfactory? Satisfactory

4. No. of candidates appeared. 74 (batch of 25 on 9.12.2015)

5. Long cases One

*[Signature]*  
9, 2015

*[Signature]*

*[Signature]*  
9-12-15

6. Type of cases given (list may be attached)      Enclosed as Annexure 4
7. Time allotted for study of the case.
- 30 minutes for long case  
10 minutes x 3 = 30 minutes for short case  
5 minutes x 2 = 10 minutes for viva voce
8. Nature of Discussion of case by the candidate      Satisfactory & standard
9. Time of discussion      Satisfactory
10. Was the discussion fair, searching and sufficient practical?      YES

**Short Cases**

1. Type of cases given (List may be attached). Enclosed as Annexure 5
2. How many cases were given to each candidate?
- Two General Surgery and one Orthopaedics
3. How long did examination in short cases last for each Candidate?
- Each case 10 minutes examination and 10 minutes for discussion
4. Standard displayed by the candidates in general in the clinical part of the examination.
- Satisfactory standard
5. How was the assessment done?
- Fairly and standardized method
6. Was it done jointly by more than one Examiner?
- YES
7. How many marks are allotted for clinical examination?
- 75 for Surgery and 25 for Orthopaedics Total 100 marks.
8. What is the minimum percentage for passing the clinical part? 50%

*[Signature]*  
2015

*[Signature]*  
9/12/15

9. Are marks obtained in any other part of the examination added on to that obtained in the clinical examination?

Yes internal assessment marks awarded for clinical work in the wards during the course

10. Are marks given for clinical works done in the wards added on to the marks obtained in the clinical examination?

YES

Minimum marks required in Internal Assessment during the course to have eligibility to appear for university exam is 35%. The Internal Assessment is for 20% of total marks and they are added to the total.

11. If so, to what extent?

20% in the form of internal assessment marks

12. How has it influenced the result at the final examination?

The Internal Assessment is for 20% of total marks and they are added to the total. The minimum requirement to pass is 50% in theory & practical separately.

(Method of assessment of clinical work in the wards may be clearly stated).

#### VIVA-VOICE

1. What did it consist of  
(Give extent of coverage of subject)      All the Syllabus
2. How was it conducted?      Satisfactory
3. What was the standard?      Satisfactory
4. What was the nature of assessment?      Fair and good
5. Was it done jointly by more than one examiner?      YES
6. How are the marks obtained in different parts of the examination grouped?  
Clinical and Viva voce Annexure 6
7. What is the minimum for passing in each and in the grand total?  
50% in practical and 50% in theory in each, grand total 50%


*[Signature]*  
A. 2015

*[Signature]*  
9.12.15

		Pass %age	
8. Results for the last three years.	2012 Supple	80%	March
	2012 Supple	75%	May
	2012 Annual	88%	Nov
	2013 Supple	85%	March
	2013 Annual	80%	Nov
	2014 Supple	89%	March
	2014Annual	84%	Nov
	2015 Supple	50%	March


		No. of students	
9. No. of students appeared?	2012 Supple	5	March
	2012 Supple	4	May
	2012 Annual	50	Nov
	2013 Supple	7	March
	2013 Annual	54	Nov
	2014 Supple	18	March
	2014Annual	57	Nov
	2015 Supple	14	March

10.No. of students passed?	2012 Supple	4	March
	2012 Supple	3	May
	2012 Annual	44	Nov
	2013 Supple	6	March
	2013 Annual	43	Nov
	2014 Supple	16	March
	2014Annual	48	Nov
	2015 Supple	7	March





Principal  
Christian World College  
9/12/15  
LUDWIG

  
9/12/15

11. Other remarks if any.


**Conclusions :**


Was the examination conducted satisfactorily?

YES

Was the standard sufficient for the M.B.B.S. examination as required by Regulations of the Medical Council of India?

YES


  
9-12-15  
(Dr. P.V. CHALAM)

  
Principal  
Christian Medical College  
LUDHIANA

Date : 09-12-2015

Place : Ludhiana

**Signature**  
(Inspectors/Visitors)

  
Date  
Dec 9, 2015



Nirman Bhavan, New Delhi,  
Dated the 10<sup>th</sup> June, 2015.

To

The Principal/Dean,  
Christian Medical College,  
Brown Road, Ludhiana-141008, Punjab.

Subject: Renewal of Permission for Admission of 5<sup>th</sup> Batch of MBBS students against increased intake from 50-75 at **Christian Medical College, Ludhiana, Punjab** for the academic session 2015-16 – reg.

Sir,


I am directed to refer to MCI letter No. MCI-37(1)(RI-94)2014-Med./106591 dated 11.05.2015 on the subject mentioned above and to convey the approval of the Central Government for Renewal of Permission for admission of 5<sup>th</sup> Batch of MBBS students against increased intake from 50-75 for the academic session 2015-16 at **Christian Medical College, Ludhiana, Punjab**.

2 The permission is valid for admitting only one batch of 150 MBBS students during the academic session 2015-16. The next batch of students in MBBS course will be admitted in the college only after permission of Central Government for renewal.

4. Admissions made in violation of the above conditions will be treated as irregular and action will be initiated under IMC Act & Regulations made thereunder.

4. Discrepancies, if any, may immediately be brought to the notice of MCI and Central / State Government.

Yours faithfully,



(Sudhir Kumar)

Under Secretary to the Government of India

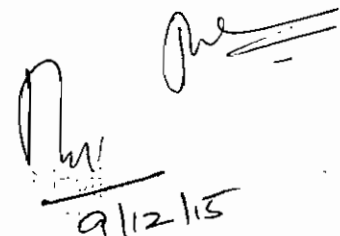
Telefax: 011-23062959

Copy to:

5. The Secretary, Medical Council of India, Pocket-14, Sector-8, Dwarika, New Delhi-75.
6. Secretary, Medical Education, Govt. of Punjab, 5<sup>th</sup> Floor, Punjab Civil Secretariat Chandigarh-160001.
7. The Registrar, Baba Farid University of Health Sciences, Sadiq Rd, Society Nagar, Faridkot, Punjab 151203.
8. ADG (ME), Dte.GHS, Nirman Bhawan, New Delhi.



26/06/2015



9/12/15

# M.B.B.S. [Final Prof.(Part -II)]

BF/2015/11

## Surgery- A [Including Orthopedics]

M.M. : 60

Time : 3 Hours

Note : Attempt all questions.


**USE SEPARATE ANSWER SHEETS FOR EACH PART.**


### PART -I [Surgery]



1. How will you access a patient with blunt abdominal trauma? How will you investigate such patient? Discuss treatment of a patient with splenic trauma. [10]
2. Write brief notes on:
  - a. Preoperative antibiotic prophylaxis. [5]
  - b. DVT and thrombo prophylaxis. [5]
  - c. Triage. [5]
  - d. HIV infection. [5]

### PART -II [Orthopaedics]

1. Management of supracondylar fracture in children and enumerate its complications? [10]
2. Write short notes on following:
  - a. Radiological features of Osteosarcoma. [5]
  - b. Clinical & Radiological features of non union. [5]
  - c. Surgical treatment of CTEV. [5]
  - d. Clinical features of Acute Compartment Syndrome. [5]

  
Dr. Navneet K Chaudhry, MS  
Professor of Surgery  
Christian Medical College  
Vellore, India.

  
9/12/15

  
  
9/12/15

# M.B.B.S. [Final Prof.(Part -II)]

BF/2015/11

## Surgery- B

M.M. : 60

Time : 3 Hours

Note : Attempt all questions.

**USE SEPARATE ANSWER SHEETS FOR EACH PART.**

### PART - I

1. Discuss the management of a patient of road traffic accident. Discuss in detail the management of flail chest. [10]
2. **Write short notes on:**
  - a. Pleomorphic adenoma of parotid gland. [5]
  - b. Ranula. [5]
3. **Discuss briefly:**
  - a. Subdural haematoma. [5]
  - b. Achalasia cardia. [5]

### PART - II

4. Discuss the aetiopathogenesis of acute pancreatitis. Discuss its clinical features, management and complications. [10]
5. **Write short notes on:**
  - a. Hydronephrosis. [5]
  - b. Complications of splenectomy. [5]
6. **Discuss briefly:**
  - a. MRCP. [5]
  - b. Spinal anaesthesia. [5]

Dr. Naveet K. Chaudhry, MS  
Professor of Surgery  
Christian Medical College  
Ludhiana-141008 India

a. 2015

9/12/15

# CHRISTIAN MEDICAL COLLEGE, LUDHIANA

## INTERNAL ASSESSMENT SHEET

DEPARTMENT OF \_\_\_\_\_

Name : \_\_\_\_\_ Roll No. : \_\_\_\_\_

Postal Address \_\_\_\_\_

Student's Mobile No. \_\_\_\_\_ Parent's Mobile/Contact No. \_\_\_\_\_

*Dr. Navneet Chauchry*  
9/2/15  
15/10/15

PHOTO

	M1	M2	M3	M4	M5	M6	M7	M8	M9	M10	M11	M12	Total	%	Remarks if any
Theory test															
Practical tests															
Tutorials															
Seminars															

Subjective Assessment (End of course)													Attendance %			Signatures of Student	
Criteria	T1/UH	T2	T3	T4	T5	T6	T7	T8	T9	T10	Theory	Practical					
1 Interest in subject														3 months			<i>Dr. Navneet Chauchry</i> Professor of Surgery Christian Medical College Ludhiana-141008 India.
2 Active participation														6 months			
3 Scientific attitude														9 months			
4 Interpersonal skills														12 months			
5 ICMR Project														15 months			
6 Quiz (If held)														18 months			
Signatures																	

(M denotes marks. T denotes teacher U/H denotes Unit Head, where applicable)

Internal Assessment-Theory				Internal Assessment-Practical				Student's Signatures	
A	B	C	Total	A	B	C	Total		
Average marks (80% weightage)	10% weightage if attendance > 90%	Subjective assessment (10% weightage)		Average marks (80% weightage)	10% weightage if attendance > 90%	Subjective assessment (10% weightage)		HOD's Signature	
								Date	

# SURGERY CASES LIST

## LONG CASES

NAME	UNIT NUMBER	DIAGNOSIS
NIRMAL SINGH	C7627722	APPENDICULAR LUMP
ASHA RANI	C7631616	OBSTRUCTIVE JAUNDICE (CHOLEDOCHOLITHIASIS)
DEEPIKA	C7632514	OBSTRUCTIVE JAUNDICE (CHOLEDOCHOLITHIASIS)
NEELAM	C7613052	RIGHT HYPOCHONDRIUM MASS (CA GALL BLADDER)
GUDDI	C7632378	MULTINODULAR GOITRE

*[Handwritten signature]*

*[Handwritten signature]*

9-12-15

*[Handwritten signature]*

Dr. Navneet K Chaudhry, MS  
Professor of Surgery  
Christian Medical College  
Ludhiana-141008 India.

*[Handwritten signature]*

Dec 9, 2015

5

**SHORT CASES**

<u>NAME</u>	<u>UNIT NUMBER</u>	<u>DIAGNOSIS</u>
ANIL KUMAR	C7632836	PARAUMBILICAL HERNIA
GURINDER SINGH	C7420014	END ILEOSTOMY
ASHOK	C7631719	PERIPHERAL VASCULAR DISEASE
GURMAIL SINGH	C7631640	INTERCOSTAL TUBE THORACOSTOMY
DARSHAN SINGH	C7632621	RIGHT INGUINAL HERNIA
ZAKIR	C7630794	LIVER ABSCESS
JASPAL SINGH	C7584750	LOOP ILEOSTOMY
GURDEV SINGH	C7631610	CELLULITIS WITH ULCER
AMARJIT SINGH	C7632600	INTERCOSTAL TUBE THORACOSTOMY
SURESH KUMAR	C7632472	LIPOMA BACK
PARMINDER	C7587702	BED SORE

*Arav*  
Dr. Navneet K Chaudhry, MS  
Professor of Surgery  
Christian Medical College  
Ludhiana-141005, India.  
*Batta*  
9, 2015

*Arav*  
9-12-15

GURDIAL SINGH	C7322003	SUPRA- PUBIC CYSTOSTOMY
MANDEEP KAUR	C7599387	COLOSTOMY + SPC
THAKUR DASS	C7627518	FEEDING JEJUNOSTOMY

*Handwritten signature*

*Handwritten signature*

Principal  
Christian Medical College  
LUDHIANA  
12-15


*Handwritten signature*

Dr. Navneet K Chaudhry, MS  
Professor of Surgery  
Christian Medical College  
Ludhiana-141008 India.

*Handwritten signature*  
Dec 9, 2015

**List of Orthopedic cases for Final year MBBS examination 07<sup>th</sup>, 8<sup>th</sup> & 9<sup>th</sup> December 2015**

Name	Unit No	Bed No	Diagnosis
1. Ashwani	C7631651	39	Left Diabetic foot
2. Ajaib Singh	C 7632680	38	Diabetic foot with status great toe disarticulation
3. Gaggu	C7632401	24	Combined Median and Ulnar nerve palsy
4. Sunita	C7570889	14	Right Radial Nerve palsy
5. Tarsem Singh	C7633307	17	Non union right distal Humerus
6. Dropati Devi	C7632922	13	Avascular necrosis with secondary osteoarthritis of humeral head
7. Gurdeep Singh	C7631796	23	Fracture left femur with skeletal traction
8. Joel Masih	C7157673	06	PIVD L4-L5 with radiculopathy
9. Gurdeep Singh	C7623031	21	Fracture both bone right leg with status external fixator application
10. Sukhjeet Singh	C7626786	15	Chronic osteomyelitis left ankle with equinus contracture foot
11. Bhupinder Singh	C7633190	09	Closed fracture both bones left forearm
12. Amanpreet Singh	C7633324	16	Open grade 1 fracture left tibia
13. Pal Singh	C7633032	27	Left leg ischaemic ulcer
14. Karan Sood	C7631669	04	Non union left patella with failed implant
15. Preetam Singh	C7626427	03	Pott's paraplegia
16. Bholu Singh	C7632529	10	Post polio residual paralysis
17. Jai'l Lal	C7550240	12	Charcot's arthropathy left ankle
18. Satpal Singh	C7632777	29	TB synovitis left elbow
19. Prince	C7613983	30	CTEV right foot
20. Amarjit Singh	C7627057	47	Status right above elbow amputation



(DR ANUPAM MAHAJAN  
INTERNAL EXAMINER)



(DR. A K DEANE  
EXTERNAL EXAMINER)

Dr. Navneet K Chaudhry, MS  
Professor of Surgery  
Christian Medical College  
Ludhiana-141008 India




Dr. Navneet K Chaudhry

5/10/15



**CHRISTIAN MEDICAL COLLEGE, LUDHIANA**  
**FINAL PROF. MBBS PART-II-MEDICINE FOR NOV/DEC, 2015**  
**PRACTICAL ON 9/12/2015**

ROLL NO.	Case-1	Case-2	Short cases	Total(Clinical)	Spots	Viva	Total
	40 (20+20)	40 (20+20)	20	100			
14540431							
14540432							
14540433							
14540434							
14540435							
14540436							
14540437							
14540438							
14540439							
14540440							
14540441							
14540442							
14540443							
14540444							
14540445							
14540446							
14540467							
14540468							
14540469							
14540471							
14540472							
14540473							
14540474							
14540475							

*Handwritten signatures and marks at the bottom left of the page.*

Dr. Navneet K Chaudhary, MS  
 Professor of Surgery  
 Christian Medical College  
 Ludhiana-141008 India

Dr. Mary John, MD.  
 PROFESSOR & HEAD  
 DEPT OF MEDICINE



**MEDICAL COUNCIL OF INDIA**

**STANDARD INSPECTION FORM**

**FORM - C**

On the

Final M.B.B.S. Examination of  
Baba Farid University of Health Sciences, Faridkot


In the subject of


Obstetrics & Gynaecology


held at

Christian Medical College

Place Ludhiana.

  
9-12-15  
(Dr P.V. CHALAM)


  
9-12-15  
(DR BOBBY JONES)


  
9, 2015

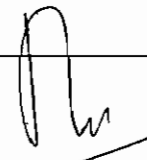
Christian Medical College  
Ludhiana

1. Date of Inspection : 9<sup>th</sup> December 2015
2. Names of Inspectors : Dr. P.V. Chalam, Professor, Dept of Surgery  
Gandhi Medical College, Hyderabad.  
Dr. Siddartha Datta, Professor, Dept of  
Obstetrics & Gynaecology, North Bengal  
Medical College, Darjeeling, West Bengal
3. Date of last Inspection/Visitation : 7<sup>th</sup> April 2015
4. Name of last inspectors/Visitors : Dr. Pinakin Gujjar, Professor ,  
Dept of Anaesthesiology, Topiwala National  
Medical College, Mumbai.  
Dr. Amod Kumar, Professor, Dept of  
Pharmacology, King George Medical  
College, Lucknow.  
Dr. H.R. Yadav, Professor & Head  
Department of Anatomy, GMERS Medical  
College, Sola, Ahmadabad.

Defects pointed out in the last inspection/visitation if any	Remarks by the University
<p style="text-align: center;">NIL</p> <p style="text-align: center;">ENCL-I</p>	<p style="text-align: center;">NIL</p>

2  9/12/15

 9/12/15

 9-12-15

<b>A. <u>Scheme of Examination</u></b>	1.	Theory	80	Marks allotted (Obstetrics 40, Gynaecology 40)
	2.	Clinical/practical	50	
		Long case	35	
		Short case	15	
	3.	Oral	30	
		Obst. Viva	10	
	Gynae Viva	10		
	Devlivery	10		

Internal Assessment Theory 20 + Practical 20

Minimum marks for  
Passing the Exam.

Theory & Practical separate 50% 100

**B. Theory**

- |                 |  |  |         |
|-----------------|--|--|---------|
| 1. Theory paper | Subject                                  | Time for the paper (1 copy of each of the papers may be attached). | ENCL-II |
| No. 1 Paper-I   | Obstetrics including social obstetrics   | 3 hours  |         |
| No. 2 Paper -II | Gynaecology, Family Welfare & Demography | 3 hours  |         |
2. Dates on which conducted : 20.11.2015 & 23.11.2015
3. Where conducted : Dayanand Medical College & Hospital, Ludhiana
4. Invigilation arrangements : appointed by university
5. No. of candidates appeared : 70
6. Papers setters : university sets papers applicable to all colleges under the University.

Name & qualification	Designation	Experience as Examiner

*[Signature]*  
9, 2015

*[Signature]*  
9.12.15

**Remarks by the Inspectors/Visitors regarding**

- a) Nature of the questions. Structured
- b) Do they cover the whole filed of prescribed curriculum Yes
- c) What is the standard displayed in the answers. Answer books checked by the University
- d) What is the nature of assessment. University based assessment
- e) What is the minimum percentage necessary for passing the theory examination 50%
- f) What percentage of marks obtained at periodical examinations conducted during the course is carried forwarded to the final examination. 20% (internal assessment)
- g) Method of assessment of examination conducted During the course of study to be clearly stated. Term exam every 6 months Final exam just before university for sendup Theory test, Practical/Clinical tests, Tutorials, Seminars, Subjective Assessment (ENCL 3) theory & practical examination
- h) How has it influenced the result at the final examination
- The assessment forms the basis for internal assessment definite positive correlation

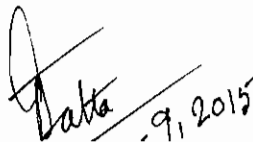
**II. Practical/clinical**

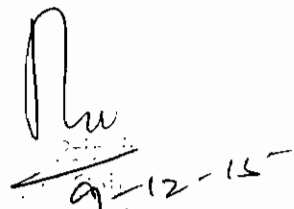
How is the practical examination conducted gi ve details.

Obstetrics Long case	35	Short case 1	
Long case	35	Short case 15	
		Obstetrics viva	10
		Gynaecology viva	10
		Delivery record	10



4

  
-9, 2015

  
9-12-15

Does the practical cover the different branches of the subject?

Yes

a) Time allotted for section.

Long Case           45 minutes  
Short case           15 minutes  
Viva Obst           10 minutes  
Viva Gynae         10 minutes  
Delivery record   10 minutes

b) Examiners

	<b>Names &amp; qualification</b>	<b>Designation</b>	<b>Experience as examiner</b>
<b>Internal</b>	Dr. Sunita Goyal MD (Obst & Gnae)	Professor & Head	22 years
	Dr. Aparajita Sophia D'souza	Professor	4 years
<b>External</b>	Dr. Navneet Takkar MS (Obst & Gynae)	Associate Professor	15 years
	Dr. Rajiv Mahendru	Professor	20 years

Mode & conduct of practical.

Different tables for 4 different examinerws. Each candidate will go to each examiner

Is it in batches or otherwise.       Yes, 70 students devided into 3 batches

24 students on 9.12.2015


c) Are there other centers where the Examination is conducted by the same University?

All Medical Colleges in the State of Punjab



5



 9, 2015

If so, where?

All Medical Colleges in the State of Punjab

i) Do the same examiners conduct the examination in other centers too?

Examiners are appointed by the University.

ii) If not what steps are taken to ensure uniformity of standard.

University has regulations on Minimum Qualifications required to be examiner

d) Date of Examination 7,8 & 9<sup>th</sup> December 2015

e) Date and time when the examination was inspected. 9<sup>th</sup> December 2015  
09:00am to 05:00pm

f) Are the invigilation arrangements satisfactory? YES

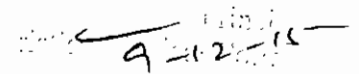

g) No. of candidates appeared. 70 (24 students on 9.12.2015)

h) Number & type of questions (a copy of the question paper may be attached)  
attached

ENCL II

i) What is the minimum percentage of required for passing. 50%  
Separate in theory and practical

Clinical



1. Date of Examination. 7,8 & 9<sup>th</sup> December 2015
2. Date & time when the examination was inspected. 9<sup>th</sup> December 2015  
09:00am to 05:00pm
3. Are the invigilation arrangements satisfactory? YES
4. No. of candidates appeared. 70 (batch of 24 on 9.12.2015)
5. Long cases 11 long cases , 23 short cases
6. Type of cases given (list may be attached) ENCL -IV
7. Time allotted for study of the case.  
45 minutes for Long case  
15 minutes for Short case
8. Nature of Discussion of case by the candidate Satisfactory  
History, examination methodology, differential diagnosis & management
9. Time of discussion Satisfactory  
20 minutes for long case and 15 minutes for short case
10. Was the discussion fair, searching and sufficient practical?  
YES

**Short Cases**

1. Type of cases given (List may be attached). ENCL-IV
2. How many cases were given to each candidate?  
One each
3. How long did examination in short cases last for each Candidate?

*[Handwritten signature]*  
7  
*[Handwritten signature]*  
Delta  
Dec 9, 2015

*[Handwritten signature]*  
9-12-15



15 minuts

4. Standard displayed by the candidates in general in the clinical part of the examination.

Satisfactory

5. How was the assessment done?

History 5, Examination 5, Discussion 5

6. Was it done jointly by more than one Examiner?

NO. One candidate one examiner

7. How may marks are allotted for clinical examination? 50

ENCL-V

8. What is the minimum percentage for passing the clinical part?

50% of total

9. Are marks obtained in any other part of the examination added on to that obtained in the clinical examination?

Yes internal assessment marks are added

10. Are marks given for clinical works done in the wards added on to the marks obtained in the clinical examination?

YES

11. If so, to what extent?

20%

12. How has it influenced the result at the final examination?


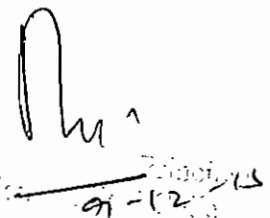

It has a positive effect

(Method of assessment of clinical work in the wards may be clearly stated).

Short case

- a) Complete history taking of the relevant complaints.
- b) Examination of the patient
- c) Presentation & discussion of the short case with the faculty

VIVA-VOICE



**VIVA-VOICE**

1. What did it consist of  
(Give extent of coverage of subject)

Obs Viva Table – consists of dummy pelvis, skull, instruments, normal abnormal labour discussion, normal delivery C-Sec & other delivery methods

Gynae Viva Table Family Planning (FP) , Gynae procedures & instruments  
Each candidate has to appear for each table for each viva and discussion

2. How was it conducted? Satisfactory
3. What was the standard? Satisfactory
4. What was the nature of assessment? Total 30 marks

Obst Viva	10 marks
Gynae Viva	10 marks
Delivery record	10 marks


5. Was it done jointly by more than one examiner?  
Each examiner assesses the students differently
6. How are the marks obtained in different parts of the examination grouped?


Total viva marks are taken for the final assessment

7. What is the minimum for passing in each and in the grand total?  
50% in each, grand total 50%

- |                                      |             | Pass %age  |
|--------------------------------------|-------------|------------|
| 8. Results for the last three years. | 2012 Supple | 80% March  |
|                                      | 2012 Supple | 100% May   |
|                                      | 2012 Annual | 96% Nov    |
|                                      | 2013 Supple | 100% March |
|                                      | 2013 Annual | 89% Nov    |
|                                      | 2014 Supple | 78% March  |
|                                      | 2014 Annual | 84% Nov    |
|                                      | 2015 Supple | 58% March  |



  
Date 9, 2015



9-12-15

9. No. of students appeared?

	No. of students	
2012 Supple	5	March
2012 Supple	4	May
2012 Annual	50	Nov
2013 Supple	7	March
2013 Annual	54	Nov
2014 Supple	18	March
2014 Annual	57	Nov
2015 Supple	14	March

10. No. of students passed?

2012 Supple	4	March
2012 Supple	4	May
2012 Annual	48	Nov
2013 Supple	7	March
2013 Annual	48	Nov
2014 Supple	14	March
2014 Annual	48	Nov
2015 Supple	8	March

11. Other remarks if any.

**Conclusions :**

Was the examination conducted satisfactorily?

Yes. Satisfactory

*[Signature]*  
 Dec 9, 2015

Was the standard sufficient for the M.B.B.S. examination as required by Regulations of the Medical Council of India?

Yes

Date : 29-12-15

Place : Ludhiana

10

*[Signature]*  
 Dec 9, 2015

**Signature**  
 (Inspectors/Visitors)

*[Signature]*

9-12-15  
 Ludhiana, Punjab

Nirman Bhavan, New Delhi,  
Dated the 10<sup>th</sup> June, 2015.

To  
The Principal/Dean,  
Christian Medical College,  
Brown Road, Ludhiana-141008, Punjab.

Subject: Renewal of Permission for Admission of 5<sup>th</sup> Batch of MBBS students against increased intake from 50-75 at **Christian Medical College, Ludhiana, Punjab** for the academic session 2015-16 – reg.

Sir,

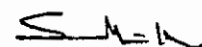
I am directed to refer to MCI letter No. MCI-37(1)(RI-94)2014-Med./106591 dated 11.05.2015 on the subject mentioned above and to convey the approval of the Central Government for Renewal of Permission for admission of 5<sup>th</sup> Batch of MBBS students against increased intake from 50-75 for the academic session 2015-16 at **Christian Medical College, Ludhiana, Punjab**.

2 The permission is valid for admitting only one batch of 150 MBBS students during the academic session 2015-16. The next batch of students in MBBS course will be admitted in the college only after permission of Central Government for renewal.

4. Admissions made in violation of the above conditions will be treated as irregular and action will be initiated under IMC Act & Regulations made thereunder.

4. Discrepancies, if any, may immediately be brought to the notice of MCI and Central / State Government.

Yours faithfully,




(Sudhir Kumar)


Under Secretary to the Government of India


Telefax: 011-23062959

Copy to:

5. The Secretary, Medical Council of India, Pocket-14, Sector-8, Dwarika, New Delhi-75.
6. Secretary, Medical Education, Govt. of Punjab, 5<sup>th</sup> Floor, Punjab Civil Secretariat Chandigarh-160001.
7. The Registrar, Baba Farid University of Health Sciences, Sadiq Rd, Society Nagar, Faridkot, Punjab 151203.
8. ADG (ME), Dte.GHS, Nirman Bhawan, New Delhi.

  
27-12-14

  
-9, 2015



# M.B.B.S. [Final Prof.(Part -II)]

BF/2015/11

## Obstetrics & Gynaecology- I

M.M. : 40

Time : 3 Hours

Note : Attempt all questions.

**USE SEPARATE ANSWER SHEETS FOR EACH PART.**

### PART - I

1. Write notes on:

- a. Define 1<sup>st</sup> stage of labour. Write the maternal-fetal monitoring during 1<sup>st</sup> stage of labour in primigravida with term pregnancy and vertex presentation. [2.5]
- b. Bishop score for pre-induction assessment of cervix. [2.5]


2. Write notes on:


- a. Write the physiological changes in cardiovascular system during pregnancy & clinical significance. [5]
- b. How will you diagnose gestational diabetes mellitus. List the maternal & fetal complications during pregnancy & labour. [5]
- c. Prenatal diagnosis of thalassemia major. [5]

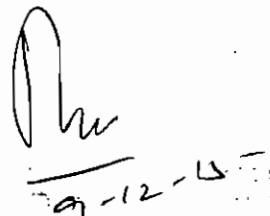
### PART - II

3. Write notes on:


- a. How will you manage a case of atonic post-partum haemorrhage after the delivery of placenta? [10]
- b. Write the indications of caesarean section. List the differences between classical & lower segment caesarean section. [5]
- c. Biophysical score for antenatal fetal surveillance. [5]





  
9-12-15

Head  
Deptt. of OBST & Gynae  
C.M.C. & Hospital, Ludhiana

  
29/12/15

# M.B.B.S. [Final Prof.(Part -II)]

BF/2015/11

## Obstetrics & Gynaecology- II

M.M. : 40

Time : 3 Hours

Note : Attempt all questions.

**USE SEPARATE ANSWER SHEETS FOR EACH PART.**

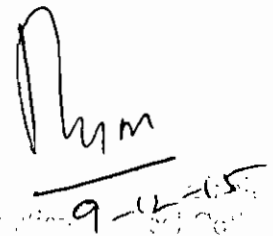


### PART - I

1. Mention clinical presentation of genital prolapse and discuss the management of second degree genital prolapse in 25 yr nulliparous female. [2+4]
2. **Briefly describe:-**
  - a. Secondary amenorrhoea. [3]
  - b. Emergency contraception. [3]
3. **Explain the following:-**
  - a. Radiotherapy in carcinoma cervix. [4]
  - b. Myomectomy. [4]

### PART - II

4. Describe the causes of abnormal uterine bleeding (A.U.B.) and discuss its conservative management. [2+4]
5. **Briefly describe:-**
  - a. Premenstrual syndrome. [4]
  - b. Conservative management of ectopic gestation. [4]
6. **Explain the following:-**
  - a. Trichomoniasis. [3]
  - b. Cervical intra-epithelial neoplasia. [3]

-----



9-12-15



9.2015

**Head**  
Deptt. of OBST & Gynae  
C.M.C. & Hospital, Ludhiana

251

**Final Prof. (Part - II)**

BF/2014/11

**Obstetrics & Gynaecology- I**

M.M. : 40

Time : 3 Hours

Note : Attention

**USE SEPARATE ANSWER SHEETS FOR EACH PART.**

**PART - I**

1.
  - a. Write the significance of partogram in the management of labor. [2½]
  - b. What is the etio-pathogenesis of Rh-immunization. [2½]
2. **Write short note on:**
  - a. Physiology of lactation & how do we suppress it. [5]
  - b. What are the common causes of shock in obstetrics & describe management of any one of it. [5]
  - c. How do we investigate a case of recurrent pregnancy loss. [5]

**PART - II**

3. **Write short note on:**
  - a. What are the causes and management of puerperal sepsis? [10]
  - b. How do we confirm and manage premature rupture of membranes at 31 weeks? [5]
  - c. What are the types of prostaglandins and where are they used in obstetrics. [5]

*[Handwritten signature]*

*[Handwritten signature]*

*[Handwritten signature]*

*[Handwritten signature]*  
9/1/2015

Head  
Deptt. of OBST & Gynae  
C.M.C. & Hospital, Ludhiana

Principal  
9-1-2015

**Obstetrics & Gynaecology- I**

M.M. : 40

Time : 3 Hours

Note : Attempt all questions.

**USE SEPARATE ANSWER SHEETS FOR EACH PART.**

**PART - I**

1. a. What is the significance of partogram in the management of labor. [2½]  
b. What is the etio-pathogenesis of Rh-immunization. [2½]
2. Write short note on:
  - a. Physiology of lactation & how do we suppress it. [5]
  - b. What are the common causes of shock in obstetrics & describe management of any one of it. [5]
  - c. How do we investigate a case of recurrent pregnancy loss. [5]

**PART - II**

3. Write short note on:
  - a. What are the causes and management of puerperal sepsis? [10]
  - b. How do we confirm and manage premature rupture of membranes at 31 weeks? [5]
  - c. What are the types of prostaglandins and where are they used in obstetrics. [5]

*[Signature]*  
Date  
Dec 9, 2015

*[Signature]*  
Head  
Dept. of OBST & Gynae  
C.M.C. & Hospital, Ludhiana



29

# M.B.B.S. [Final Prof.(Part -II)]

BF/2013/11

## Obstetrics & Gynaecology-I

M.M. : 40

Time : 3 Hours

Note : Attempt all questions.


**USE SEPARATE ANSWER SHEETS FOR EACH PART.**



### PART - I

1. Enumerate the causes of APH. How will you manage a patient admitted at 32 wks pregnancy with slight bleeding per vaginum and diagnosed by USG as placenta praevia (major degree) [10]
2. Define pre eclampsia. How will you manage a patient admitted with a BP of 150/100 mm Hg at 33 wks of gestation. [10]


### PART - II

3.
  - a. What are the physiological changes in the cardiovascular system during pregnancy. [5]
  - b. Bishop Score. [5]
4. Write notes on:
  - a. Breast feeding. [5]
  - b. Management of Post Partum haemorrhage. [5]

-----  


Head  
Deptt. of OBST & Gynae  
C.M.C. & Hospital, Ludhiana

  
9/12/2015

27

# M.B.B.S. [Final Prof.(Part -II)]

BF/2013/11

## Obstetrics & Gynaecology- II

M.M. : 40

Time : 3 Hours

Note : Attempt all questions.

**USE SEPARATE ANSWER SHEETS FOR EACH PART.**

### PART - I

1. Discuss the differential diagnosis of abdominopelvic mass. How will you manage a case presenting with torsion ovarian cyst. [5]
2. Write notes on:
  - a. Cervical erosion. [2 1/2]
  - b. Cervical intraepithelial Neoplasia. [2 1/4]
3. Write notes on:
  - a. Mode of action and contraindications of combined oral Pills. [2 1/2]
  - b. Emergency contraception. [2 1/2]
4. What are the signs and symptoms of leiomyoma uterus. Discuss the management of leiomyoma uterus in a 30 Yrs old female. [5]

### PART - II

5. Enumerate the causes of primary infertility. Discuss the various tests for tubal patency in a patient having primary infertility. [5]
6. Write notes on:
  - a. Screening for cervical cancer. [2 1/2]
  - b. Syndromic management for vaginal discharge. [2 1/2]
7. Write notes on:
  - a. Puberty menorrhagia. [2 1/2]
  - b. Imperforate hymen. [2 1/2]
8. Define Dysfunctional uterine bleeding. How will you manage 35 yrs old woman presenting with dysfunctional uterine bleeding. [5]

-----

*[Handwritten Signature]*

*[Handwritten Signature]*

*[Handwritten Signature]*

*[Handwritten Signature]*

9-12

Head  
Deptt. of OBST & Gynae  
E.M.C. & Hospital, Ludhiana

*[Handwritten Signature]*  
2015

# M.B.B.S. [Final Prof.(Part -II)]

BF/2012/05

## Obstetrics & Gynaecology- I

M.M. : 40

Time : 3 Hours

Note : Attempt all questions.

**USE SEPARATE ANSWER SHEETS FOR EACH PART.**

### PART - I

1. Write causes of breathlessness at 34 weeks of Pregnancy. Write diagnosis & management of any one during pregnancy & labour. [5]
2. HELLP syndrome. [5]
3. Write short notes on:
  - a. Prevention and management of III<sup>rd</sup> degree perineal tear. [5]
  - b. Steps to reduce mother to child transmission of HIV. [5]

### PART - II

4. Enumerate causes of Ante Partum Haemorrhage (APH). Write management of Placenta Previa at 32 weeks of pregnancy. [5]
5. Diet counselling during pregnancy. [5]
6. Write short notes on:
  - a. Complications of Home delivery. [5]
  - b. Resuscitation of new born baby. [5]

*[Handwritten signature]*

9-12-14

*[Handwritten signature]*  
9/12/15

*[Handwritten signature]*  
Dec 9, 2015

*[Handwritten signature]*

Head  
Deptt. of OBST & Gynae  
C.M.C. & Hospital, Ludhiana

# M.B.B.S. [Final Prof.(Part -II)]

BF/2011/11

## Obstetrics & Gynaecology- II

M.M. : 40

Time : 3 Hours

Note : Attempt all questions.

**USE SEPARATE ANSWER SHEETS FOR EACH PART.**

### PART - I

1. What are the risk factors of Ectopic pregnancy and give management of Ectopic pregnancy. [5]
2. a. Transvaginal USG in Gynaecology. [2<sup>1</sup>/<sub>2</sub>]  
b. Lymphatic drainage of Vulva. [2<sup>1</sup>/<sub>2</sub>]
3. a. Radiotherapy in Ca Cervix stage IIb. [2<sup>1</sup>/<sub>2</sub>]  
b. Obst. & Gynaecological causes of V.V.F. [2<sup>1</sup>/<sub>2</sub>]
4. a. Complications of Septic abortion. [2<sup>1</sup>/<sub>2</sub>]  
b. Bacterial vaginosis. [2<sup>1</sup>/<sub>2</sub>]

### PART - II

5. Describe management of Endometriosis. [5]
6. a. Barrier contraceptive. [2<sup>1</sup>/<sub>2</sub>]  
b. RU 486. [2<sup>1</sup>/<sub>2</sub>]
7. a. Indications of Operative Laparoscopy. [2<sup>1</sup>/<sub>2</sub>]  
b. Cryptomenorrhoea. [2<sup>1</sup>/<sub>2</sub>]
8. Classification of DUB and give its medical management. [5]

*[Handwritten signature]*  
21-12-15

*[Handwritten signature]*  
Datta  
Dec 9, 2015

*[Handwritten signature]*  
9/12/15

Head  
Deptt. of OBST & Gynae  
C.M.C. & Hospital, Ludhiana.

# M.B.B.S. [Final Prof.(Part -II)]

BF/2011/05

## Obstetrics & Gynaecology- I

M.M. : 40

Time : 3 Hours

Note : Attempt all questions.

**USE SEPARATE ANSWER SHEETS FOR EACH PART.**

### PART - I

1. What are the causes of Pre-term labour. How will you manage a case of preterm labour at 30 wks of pregnancy. [5]
2. Discuss the management of Eclampsia. [5]
3. Write notes on:
  - a. External Cephalic version. [5]
  - b. Atonic post partum haemorrhage. [5]

### PART - II

4. Discuss the management of a patient Post partum - normal vaginal delivery day 5 with fever 102° F. [5]
5. Enumerate the indications of induction of labour. Discuss the medical methods of induction of labour. [5]
6. Write notes on:
  - a. Complications of Cesarean section. [5]
  - b. Partogram. [5]

*[Handwritten signature]*  
9/12/15

*[Handwritten signature]*  
9/12/15

*[Handwritten signature]*  
9/12/15

*[Handwritten signature]*  
Head  
Deptt. of OBST & Gynae  
C.M.C. & Hospital, Ludhiana

# M.B.B.S. [Final Prof.(Part -II)]

BF/2011/05

## Obstetrics & Gynaecology- II

M.M. : 40

Time : 3 Hours

Note : Attempt all questions.

**USE SEPARATE ANSWER SHEETS FOR EACH PART.**

### PART - I

1. What are the causes of Menorrhagia. How do you manage a case of fibroid uterus in a woman at the age of 35 yrs. [5]
2. a. Management of Trichomonal infection. [2<sup>1</sup>/<sub>2</sub>]  
b. Complications of benign ovarian tumour. [2<sup>1</sup>/<sub>2</sub>]
3. a. PAP smear. [2<sup>1</sup>/<sub>2</sub>]  
b. Ovulatory drugs. [2<sup>1</sup>/<sub>2</sub>]
4. a. Missed abortion. [2<sup>1</sup>/<sub>2</sub>]  
b. Complications of evacuation. [2<sup>1</sup>/<sub>2</sub>]

### PART - II

5. Management of 3<sup>o</sup> Uterovaginal prolapse in young females. [5]
6. a. Tubal patency test. [2<sup>1</sup>/<sub>2</sub>]  
b. Misoprostol. [2<sup>1</sup>/<sub>2</sub>]
7. a. Benefits of combined oral contraceptive pills. [2<sup>1</sup>/<sub>2</sub>]  
b. MTP act. [2<sup>1</sup>/<sub>2</sub>]
8. How will you investigate an Infertile couple? [5]

*Ny*  
9-12-15

*Datta*  
9.2015

*me*

*Srinath*  
Head  
Deptt. of OBST & Gynae  
C.M.C. & Hospital, Ludhiana

# M.B.B.S. [Final Prof.(Part -II)]

BF/2010/11

## Obstetrics & Gynaecology- I

M.M. : 40

Time : 3 Hours

Note : Attempt all questions.


**USE SEPARATE ANSWER SHEETS FOR EACH PART.**



### PART - I

1. Enumerate the types of Placenta previa. How will you manage a case of term pregnancy presenting with bleeding Placenta previa. [5]
2. Discuss the management of breech presentation at 37 wks period of gestation. [5]
3. Write notes on:
  - a. Retained placenta. [5]
  - b. Cephalhematoma. [5]

### PART - II

4. List the causes of Anaemia during pregnancy. How will you manage a case of 32 wks pregnancy having severe anaemia. [5]
5. Discuss the causes of Maternal mortality and discuss the ways to reduce it. [5]
6. Write notes on:
  - a. Exclusive breast feeding. [5]
  - b. Indications and complications of Episiotomy. [5]

-----  
  
Head  
Deptt. of OBST & Gynae  
E.M.C. & Hospital, Ludhiana

  
  
9-12-15  
Datta  
Dec 9, 2015

# M.B.B.S. [Final Prof.(Part -II)]

BF/2010/11

## Obstetrics & Gynaecology- II

M.M. : 40

Time: 3 Hours

Note : Attempt all questions.

USE SEPARATE ANSWER SHEETS FOR EACH PART.

### PART - I

1. What is Cervical Intraepithelial Neoplasia. How will you treat CINIII. [5]
2. Use of Ultrasonography in Gynaecology. [5]
3. a. What are the causes of mid line abdominal swelling. [2<sup>1</sup>/<sub>2</sub>]  
b. Investigations of a fibroid uterus. [2<sup>1</sup>/<sub>2</sub>]
4. a. Endometrial biopsy. [2<sup>1</sup>/<sub>2</sub>]  
b. Endometrial hyperplasia. [2<sup>1</sup>/<sub>2</sub>]

### PART - II

5. a. WHO classification of Semen analysis. [2<sup>1</sup>/<sub>2</sub>]  
b. Decubitus ulcer. [2<sup>1</sup>/<sub>2</sub>]
6. a. Hysterosalpingogram. [2<sup>1</sup>/<sub>2</sub>]  
b. Pomeroy's method of sterilization. [2<sup>1</sup>/<sub>2</sub>]
7. a. Post coital contraception. [2<sup>1</sup>/<sub>2</sub>]  
b. Diagrammatic picture of development of Female genital tract. [2<sup>1</sup>/<sub>2</sub>]
8. Management of Dysfunctional uterine bleeding. [5]

*[Handwritten signature]*  
9-12-15

*[Handwritten signature]*

*[Handwritten signature]*

Head  
Deptt. of OBST & Gynae  
C.M.C. & Hospital, Ludhiana

*[Handwritten signature]*  
Dec 9/2015



# CHRISTIAN MEDICAL COLLEGE, LUDHIANA


## INTERNAL ASSESSMENT SHEET

DEPARTMENT OF \_\_\_\_\_

Name : \_\_\_\_\_ Roll No. : \_\_\_\_\_

Postal Address \_\_\_\_\_

Student's Mobile No. \_\_\_\_\_ Parent's Mobile/Contact No. \_\_\_\_\_



	M1	M2	M3	M4	M5	M6	M7	M8	M9	M10	M11	M12	Total	%	Remarks if any
Theory test															
Practical tests															
Tutorials															
Seminars															

Subjective Assessment (End of course)													Attendance %		
Criteria	T1/UH	T2	T3	T4	T5	T6	T7	T8	T9	T10			Theory	Practical	Signatures of Student
1 Interest in subject													3 months		
2 Active Participation													6 months		
3 Scientific attitude													9 months		
4 Interpersonal skills													12 months		
5 ICMR Project													15 months		
6 Quiz (If held)													18 months		
Signatures															

(M denotes marks. T denotes teacher U/H denotes Unit Head, where applicable)

Internal Assessment-Theory				Internal Assessment-Practical				Student's Signatures	
A	B	C	Total	A	B	C	Total		
Average marks (80% weightage)	10% weightage if attendance > 90%	Subjective assessment (10% weightage)			Average marks (80% weightage)	10% weightage if attendance > 90%		Subjective assessment (10% weightage)	
								Date	

11/09/2019  
 Dr. \_\_\_\_\_  
 HOD

# Obstetrics Case

9/12/15

- 1) G2P1L1 36W2D with breech
- 2) 28 Year old female G2P1L1 at 35w5d with PPROM
- 3) 32 year old G2P1L1 at 32w6day with previous LSCS with threatened preterm
- 4) 29year old G3P2L2 at 37w 1d with GDM with gestational hypertension
- 5) G1P0 at 34w2d with oligohydramnios with Small for gestational age
- 6) G2P1+0L1 at 35w3d with Gestational diabetes mellitus on Medical Nutritional Therapy with dilated cardiomyopathy.
- 7) 36 year old female married for 17 years G1P0 elderly primigravida a 34w4day with primary infertility with hypothyroidism with fibroid uterus with chronic hypertension with GDM on insulin.
- 8) G2P1+0L0 at 31 week with placenta previa type III with pre eclampsia with previous IUD with Breech.
- 9) 29 year old lady married for 1 year G4P2+1L2 at 39w3d with anemia.
- 10) 28year old lady G3P2L0 at 32 week with hypothyroidism with beta thalassemia trait with low lying placenta with transverse lie with APLA positive with GDM
- 11) G1P0 at 34w6d with hypothyroidism with threatened preterm.
- 12) G4P3+0L2 at 32w2d with previous intrauterine death for antepartum surveillance.
- 13) G1P0 at 36w6d for antepartum fetal surveillance.
- 14) G4P3+0L2 at 32 week with previous 3 preerm vaginal delivery with previous antepartum eclampsia with cholestasis of pregnancy.
- 15) G1P0 with 37 week 5 day with intrauterine growth restriction with primary infertility.
- 16) 35year old female married for 9years G4P2+1L2 with previous 1 LSCS with 28week3days with fever with cough with threatened preterm
- 17) G2P1+0L1 at 36w6day with threatened preterm.

*Sunder*  
*9/12/15*  
**Head**  
Deptt. of OBST & Gynae  
C.M.C. & Hospital, Ludhiana.

*[Signature]*  
9/12

*[Signature]*  
9.20.15

*[Signature]*  
9-12-15  
Christian Medical College  
LUDHIANA

GYNAE CASE:

9/12/15


- 1) Fibroid Uterus
- 2) Threatened abortion
- 3) H Mole
- 4) Adenomyosis/AUB
- 5) Prolapse Uterus
- 6) Trichomoniasis
- 7) Threatened Abortion
- 8) Candidiasis
- 9) Carcinoma of ovary
- 10) Carcinoma of cervix
- 11) Incomplete abortion
- 12) Left ovarian cyst
- 13) Fibroid Uterus
- 14) Prolapsed uterus
- 15) Carcinoma Cervix
- 16) Primary Infertility




Department of Obstetrics & Gynaecology  
Christian Medical College & Hospital  
Vellore



9/12/15



9, 2015




9-12-15  
Principal  
Christian Medical College  
Vellore


Name Of the College: Christian Medical College, Ludhiana  
 Examination : MBBS Final Prof Part II Practical Examination  
 Subject: Ob/ Gynae

07/12/15

S. No.	Roll No	CLINICAL			VIVA			
		OB Case 35	Gynae Case 15	Total 50	Ob Viva 10	Gynae Viva 10	Delivery Record 10	Total 30
1	14540431							
2	14540432							
3	14540433							
4	14540434							
5	14540435							
6	14540436							
7	14540437							
8	14540438							
9	14540439							
10	14540440							
11	14540441							
12	14540442							
13	14540443							
14	14540444							
15	14540445							
16	14540446							
17	14540467							
18	14540468							
19	14540469							
20	14540471							
21	14540473							
22	14540474							
23	14540475							

  
 Christian Medical College  
 Ludhiana  
 9-12-15

  
 9, 2015

  
 Head  
 Deptt. of OBST & Gynae  
 C.M.C. & Hospital, Ludhiana