

Confidential**MEDICAL COUNCIL OF INDIA****ASSESSMENT FORM FOR 150 ADMISSIONS REPORT****ADMISSION CAPACITY 150****Part A-I (2018-19)****(To be filled by the Institution)****1.1 Type of Assessment**U/S 10A- Regular: Letter of Permission (), 1st renewal (), 2nd renewal (), 3rd renewal (), 4th renewal ()

U/S 11 -Regular: Recognition (✓),

U/S 19 Continuation of Recognition Regular (-)

Any Other:

Note:

1. All rows/columns must be filled.
2. 'Not Applicable' should be clearly written wherever a required information is not relevant.
3. All pages of the A-I are to be signed by Dean/Principal/Director.

Name of the Institution**: VELAMMAL MEDICAL COLLEGE HOSPITAL AND RESEARCH
INSTITUTE****Address of College & Hospital****: VELAMMAL VILLAGE, MADURAI-TUTICORIN RING ROAD,
ANUPPANADI, MADURAI 625 009**

Date: 13/03/2018

Signature with stamp, Dean/Principal/Director

PROF. R.M. NARAYANAN, M.S., M.C.I.,

Dean

Velammal Medical College Hospital
and Research Institute


"Velammal Village"

Madurai-Tuticorin Ring Road

Anuppanadi, Madurai (TN)-625 009

Telephone No. : 0452 - 7113333
E-mail : info@velammalmedicalcollege.edu.in
Fax : 0452 - 2510010
Website : www.velammalmedicalcollege.edu.in
Management : TRUST
Regn. no. of Society/Trust/Company: : C.No. 1146 - III (220/86) dated 07.04.1987
Affiliation from University : THE TAMIL NADU DR. M.G.R. MEDICAL UNIVERSITY, CHENNAI
 Affln: III (4)09131/2017 dated 28.07.2017
Period of Validity : 2017-2018
No. of seats as per Essentiality Certificate : 150 SEATS
 (Information not required for renewal/recognition inspection)
Period of Validity : 2017-2018
Assessment Date :
Last Assessment Date : 21st of March 2017

Date: 13/03/2018


 Prof. R. M. RAJA MUTHIAH MS, MCh
 Signature with stamp Dean/Principal/Director
 Dean
 Velammal Medical College Hospital
 and Research Institute
 "Velammal Village"
 Madurai-Tuticorin Ring Road
 Anuppanadi, Madurai (TN)-625 009

1.2

(a) Location: The applicant college is located in Anupanadi village of south taluk Madurai district of Tamilnadu state.

(b) The College has following plots of land:

Plot #	Survey #	Place	Area	Remarks if any
Documents Enclosed				

(c) The Campus is unitary


1.3 **Building Plan approval from the competent authority:** EE1/06421/12 dated 03.08.2012 of the Commissioner, Corporation of Madurai East.

1.4 **Buildings:**

College: 23922.5 sq.mt.
 Hospital (including OPD): 90870.57 sq.mt..
 Hostel & Residential complex 38290 sq.mt.,

1.5 **Building Use/ Occupancy Certificate:** approved by : YES Issued by Tahsildar, Madurai South.
 D.Dis.No.4823/2016/ A3, Dated 23.08.2016

Date: 13/03/2018


 Prof. R.M. RAJA MUTHIAH, M.S., M.Ch.,
 Signature with stamp Dean/Principal/Director
 Velammal Medical College Hospital
 and Research Institute
 "Velammal Village"
 Madurai-Tuticorin Ring Road
 Anuppanadi, Madurai (TN)-625 009

1.7 Nearest major Railway Station: 10 kms. Traveling time required: 30minutes

1.7(a) Nearest major city is Trichy, distance in 150 kms, Traveling time required: 2hours

1.8 Water Supply: Through Municipal - Through Borewells.

1.9 Electric supply: Sanctioned Load High Tension 1475 KVA.


1.10 Generators: Available Load 1010 KVA - 2

1.11 Drainage & sewage disposal - SELF

1.12 Working Hours:

1. OPD Timings: 8am to 4pm
2. College Timings: 8am to 4pm
3. Library Timings: 9am to 8pm (Week Days)
9am to 5pm (Sundays & Holidays)


Date: 13/03/2018


Signature with stamp: Prof. R.M. RAJA MUTHIAN, M.S., MCh
Dean
Velammal Medical College Hospital
and Research Institute
"Velammal Village"
Madurai-Tuticorin Ring Road
Anuppanadi, Madurai (TN)-625 009

1.13 Annual Budget: College & Hospital

Year	Current Financial Year	
	College	Hospital
Salary		
- Doctors }	50847005	435602066.2
- Resident Doctors }		
- Nursing		118670411
- Other Staff	8580307	169100165
Technical Training	-	-
Library & Education	8020697	-
Maintenance	113789165	341367495
Contingencies	7500000	18000000
Others	281813761.92	187875841.28
Total	470550936	1270615979

Date: 13/03/2018


 Prof. R.M. RAJA MUTHIAH, M.S., M.Ch.,
 Signature With Stamp Dean/Principal/Director
 Velammal Medical College Hospital
 and Research Institute
 "Velammal Village"
 Madurai-Tuticorin Ring Road
 Anuppanadi, Madurai (TN)-625 009

1.14 Paramedical staff (Nos.): Give details of technicians department wise:

Department	Technician	Assistant	Attendant	Other
Radiology	21	8	2	2
Biochemistry	12	4	2	2
Microbiology	11	3	1	1
Serology	3	2	6	2
Heamatology	9	3	1	1
Histo-pathology	3	2	1	1
Cytopathology	2	2	1	1
OT	17	6	3	3
Anesthesia	5	2	2	1
Blood Bank	8	3	3	2
Labour Room	0	3	3	3
Emergency Room	1	1	1	1
CSSD	3	1	1	1
Mortuary	0	1	1	2
Laundry	Out sourced			
Electrical	13	3	3	3
Housekeeping	50	184	57	40

Date: 13/03/2018

Signature of Dean/Principal/Director

Velammal Medical College Hospital
and Research Institute


"Velammal Village"
Madurai-Tulloorin Ring Road

Anuppanadi, Madurai (TN)-625 009

Bio-medical	4	3	2	4
BWM	Agreement			
Pharmacy	50	15	10	9

Department	Technician	Assistant	Attendant	Other
Anatomy	1	1	4	2
Biochemistry	2	1	1	2
Physiology	1	1	1	2
Microbiology	2	2	2	2
Pathology	2	2	2	2
Forensic Medicine	2	2	2	4
Community Medicine	1	3	1	2
Pharmacology	1	1	2	2
UHC	1	2	2	2
RHC	2	2	2	2

Date: 13/03/2018


 Signature with Stamp of Prof. R.M. S. Muthu, Dean
 Velammal Medical College Hospital,
 and Research Institute
 "Velammal Village"
 Madurai-Tulloorin Ring Road
 Anuppanadi, Madurai (TN)-625 009

1.15 Nursing Staff available:

Category	No of Beds 650	
	Required Nos.	Available Nos.
Staff Nurses	309	722
Sister Incharge	45	45
ANS	12	12
DNS	5	5
Nursing Suptd	1	1
Total	372	785

Date: 13/03/2018


 Signature with stamp Dean/Principal/Director
 Prof. H. V. Narayana Murthy, M.S., M.Ch.,
 Dean

Velammal Medical College Hospital
 and Research Institute
 "Velammal Village"
 Madurai-Tulicorin Ring Road
 Arinjampadi, Madurai (TN) 625 009

1.16 Medical Education Unit (MEU): (Information not required for LOP inspection)

Available as per regulations : Yes

Name of the MEU coordinator : Dr. John Rajpathy, Professor of Physiology

Details of affiliated faculty : List enclosed

Details of the Orientation programme and Basic Course Workshop undergone by MEU Coordinator

- :1. Coordinator workshop
2. Basic course workshop
3. AT-COM sensitization program
4. Revised basic course workshop
- 5.MCI Advance Course at Nodal Centre

Name of the MCI Regional Centre where above training has been undertaken by MEU Coordinator and dates of training Date/s of the above workshops :

- 1.Sri Ramachandra Medical University, Chennai 18 Feb 2012
2. Sri Ramachandra Medical University, Chennai 19 to 21 Feb 2012
3. NTTC JIPMER Puducherry 14 Dec 2015
4. NTTC JIPMER Puducherry 15 to 17 Dec 2015
- 5.Sri Ramachandra Medical University, Porur Chennai 2105 B batch .

Date: 13/03/2018

Prof. B. M. Rajan, Dean/Principal/Director
Signature with stamp Dean/Principal/Director

Velammal Medical College Hospital
and Research Institute
"Velammal Village"
Madurai-Tuticorin Ring Road
Anuppanadi, Madurai (TN)-625 009

Details & Duration of Workshops in Medical Education Technology conducted by MEU: ---

1. Faculty development program Basic Course Workshop

Dates: 26th to 28th August 2015
 Faculty attendance: 25
 MCI Observer Dr. Archana From MCI Nodal Centre Sri Ramachandra University Porur Chennai

2. Faculty development program Revised Basic Course Workshop

Dates: 16th to 18th November 2016
 Faculty attendance: 25
 MCI Observer Dr. Kadambari, From MCI Regional Centre JIPMER Puducherry

3. Faculty development program Revised Basic Course Workshop


Dates: 26th to 28th December 2017
 Faculty attendance: 23
 MCI Observer Dr. Zayapraggazarazan, From MCI Regional Centre JIPMER Puducherry

Details of faculty who have undergone basic course workshop in Medical Education Technology at the allocated MCI Regional Centre :

The following members have undergone the Basic Course workshop training at the regional training center.

1. Dr. NatarajaRathinam (CMC Vellore)
2. Dr. Yegumthu (SRMU Chennai)
3. Dr. P.K. Mohanty (JIPMER)
4. Dr. John Rajpathy (JIPMER)
5. Dr. Muthuramalingham (JIPMER)
6. Dr. Rathna (JIPMER)
7. Dr. Suganthi (JIPMER)
8. Dr. Rajkishore (JIPMER)

Date: 13/03/2018


 Prof. R.M. RAJA MUTHIAH, MS, MCh
 Signature with stamp Dean/Principal/Director
 Velammal Medical College Hospital
 and Research Institute
 "Velammal Village"
 Madurai-Tuticorin Ring Road
 Anuppanadi, Madurai (TN)-625 009

The following members have undergone the MCI Advance Course (Revised Basic CourseAT-COM) training at the regional training center at JIPMER Puducherry.


(List Enclosed)

The following Members have completed their Fellowship in Medical Education (FIME) at the MCI Nodal Center Sri Ramachandra Medical University.Porur Chennai.

(List Enclosed)

Feedback evaluation of workshops and action taken reports on the basis of feedback obtained - YES

Date: 13/03/2018


Signature with stamp Dean/Principal/Director
Prof. R.M. RAJA MUTHIAH, M.S., M.Ch.,
Dean
Velammal Medical College Hospital
and Research Institute,
"Velammal Village"
Madurai-Tuticorin Ring Road

1.17 Continuing Medical Education :

Details of CMEs/workshop organized by the college held in the past 1 year:

1. Continuing Medical Education Programme on "Facial Aesthetics – Symposium on Facial Beauty & Teeth" on 30.01.2015 was conducted in Velammal Medical College Hospital & Research Institute, Madurai by Department of Dentistry.
2. Continuing Medical Education Programme on "VIEWSS-2015 – Updates on Sepsis & OT/ICU Sterilisation" associated with Tamilnadu Dr.MGR University on 21.02.2015 in Velammal Medical College Hospital & Research Institute, Madurai and organized by Anaesthesiology Department & ICU.
3. Continuing Medical Education Programme on "Practical Microbiology" on 26.03.2015 was conducted in Velammal Medical College Hospital & Research Institute, Madurai by Department of Microbiology.
4. Continuing Medical Education Programme on "Stroke Management" on 28.03.2015 was conducted in Velammal Medical College Hospital & Research Institute, Madurai, by Department of General Medicine.
5. Continuing Medical Education Programme on "Cochlear Implant" on 31.03.2015 was conducted in Velammal Medical College Hospital & Research Institute, Madurai, by Department of ENT & AOI Madurai.
6. Continuing Medical Education Programme on "Systemic Lupus Erythematosus" (World Lupus Day) on 21.05.2015 was conducted in Velammal Medical College Hospital & Research Institute, Madurai, by Department of OB&G.
7. Continuing Medical Education Programme on "Role of Vitamin D3 in Pregnancy & Cervical Mucus Dysfunction in Female Infertility" on 10.06.2015 was conducted in Velammal Medical College Hospital & Research Institute, Madurai by Department of OB&G.
8. Continuing Medical Education Programme on "Retinopathy of Prematurity" on 12.06.2015 was conducted in Velammal Medical College Hospital & Research Institute, Madurai, by Department of Ophthalmology & Pediatrics.

Date: 13/03/2018

Signature with stamp Dean/Principal/Director

Prof. R.M. NAGA MOORTHY, MBS, MCH,
Dean
Velammal Medical College Hospital
and Research Institute
"Velammal Village"
Madurai-Tuticorin Ring Road
Anuppanadi, Madurai (TN)-625 009

9. Continuing Medical Education Programme on "Pediatric Neuro Update" on 05.07.2015 was conducted in Velammal Medical College Hospital & Research Institute, Madurai, by Department of Neurology & Pediatrics.
10. Continuing Medical Education Programme on "Death Sentence for Viral Hepatitis" on 07.07.2015 was conducted in Velammal Medical College Hospital & Research Institute, Madurai, by Department of General Medicine & Gastroenterology.
11. 63rd (Vaigeye 2015) Annual Conference of TNOA in Velammal Medical College Hospital & Research Institute, Madurai on 24.07.2015. Organized by Tamilnadu Ophthalmic Association & Conducted by Department of Ophthalmology.
12. Continuing Medical Education Programme on "Mordern Trends in the Management of Pain" on 01.08.2015 was conducted in Velammal Medical College Hospital & Research Institute, Madurai, by Department of Pharmacology.
(Credit Points - 10 & Credit Hours - 2))
13. Continuing Medical Education Programme on "World Breast Feeding Week" on 06.08.2015 was conducted in Velammal Medical College Hospital & Research Institute, Madurai, by Department of Pediatrics.
14. Continuing Medical Education Programme on "ENT made easy with your own hands" on 12.08.2015 was conducted in Velammal Medical College Hospital & Research Institute, Madurai, by Department of ENT.
15. Continuing Medical Education Programme on "Prevention of Non-Communicable Diseases - Global and Indian Perspectives" on 14.08.2015 was conducted in Velammal Medical College Hospital & Research Institute, Madurai.
16. Continuing Medical Education Programme on "Promoting Positive Mental Health" (Nambikkai) on 24.08.2015 was conducted in Velammal Medical College Hospital & Research Institute, Madurai, by Department of Psychiatry.
17. "IADVL Workshop in Dermatopathology" was conducted in Velammal Medical College Hospital & Research Institute, Madurai on 18.09.2015 by Department of Dermatology & Pathology.
18. "V-Scope 2015" Endoscope Conference was conducted in Velammal Medical College Hospital & Research Institute, Madurai on 19.09.2015 & 20.09.2015 by Department of General Medicine & General Surgery.

Date: 13/03/2018

Prof. R. M. RAJA JAYATHAN, M.S., M.Ch.,
Signature with stamp Dean/Principal/Director
Velammal Medical College Hospital
and Research Institute
"Velammal Village"
Madurai-Tuticorin Ring Road
Anuppanadi, Madurai (TN)-625 009

19. "TROPACON 2015" Topic on "Food Borne Parasites and Food Safety" & "Art of Publishing Scientific Research & an Intro to Cochrane Reviews" Conference was conducted in Velammal Medical College Hospital & Research Institute, Madurai on 25.09.2015. Organized by Institute of Microbiology & Madurai Medical College and Conducted by Department of Microbiology. (Credit Points – 10)
 20. Continuing Medical Education Programme on "SLE- A Multi System Disease" on 10.09.2015 was conducted in Velammal Medical College Hospital & Research Institute, Madurai by Department of General Medicine & Rheumatologist.
 21. Continuing Medical Education Programme on "Overview of Arthritis" on 16.10.2015 was conducted in Velammal Medical College Hospital & Research Institute, Madurai by Department of Orthopaedics.
 22. Continuing Medical Education Programme on "Dengue Virus Infections" on 21.11.2015 was conducted in Velammal Medical College Hospital & Research Institute, Madurai by Department of Community Medicine. (Credit Points – 10)
 23. Continuing Medical Education Programme on "Womens Imaging" on 29.11.2015 was conducted in Velammal Medical College Hospital & Research Institute, Madurai by Department of Radiology.
 24. Continuing Medical Education Programme on "PYELOMNEPHRITIS, LUTS & Hidden Frontiers in Urology" on 18.12.2015 was conducted in Velammal Medical College Hospital & Research Institute, Madurai by Department of General Surgery.
 25. Continuing Medical Education Programme on "Antenatal Screening & Genetic Sonogram and New Born Screening & IEM" on 28.12.2015 was conducted in Velammal Medical College Hospital & Research Institute, Madurai by Department of OB&G.
- Continuing Medical Education Programme on "Combating Microbes in Hospital Critical Areas" on 02.04.2016 was conducted in Velammal Medical College Hospital & Research Institute, Madurai by Department of Microbiology. (Credit Points – 10 & Credit Hours – 2))
26. Continuing Medical Education Programme on "ECGs for General Practitioners & Minimally Invasive Surgery in Gastroenterology" on 09.04.2016 was conducted in Velammal Medical College Hospital & Research Institute, Madurai by Department of General Medicine & General Surgery.

Date: 13/03/2018

Prof. R.M. RAJA MUTHIAN, M.S., M.Ch.
 Signature with stamp Dean/Principal/Director
 Velammal Medical College Hospital
 and Research Institute
 "Velammal Village"
 Madurai-Tuticorin Ring Road
 Anuppanadi, Madurai (TN)-625 009

27. Continuing Medical Education Programme on "Surviving Sepsis a GP's Perspective" on 05.05.2016 was conducted in Velammal Medical College Hospital & Research Institute, Madurai by Department of General Medicine.
28. Continuing Medical Education Programme on "UTI" on 17.05.2016 was conducted in Velammal Medical College Hospital & Research Institute, Madurai by Department of OB&G.
29. Continuing Medical Education Programme on "Paediatric Gastroenterology & Hepatology" on 09.06.2016 was conducted in Velammal Medical College Hospital & Research Institute, Madurai by Department of General Surgery.
30. Continuing Medical Education Programme on "Polycystic Ovarian Syndrome" on 29.06.2016 was conducted in Velammal Medical College Hospital & Research Institute, Madurai by Department of OB&G.
31. Continuing Medical Education Programme on "Hepatology" on 28.07.2016 was conducted in Velammal Medical College Hospital & Research Institute, Madurai by Department of General Surgery.
32. Continuing Medical Education Programme on "Management of Common Disorders in Gastroenterology – What is new in the horizon" on 31.07.2016 was conducted in Velammal Medical College Hospital & Research Institute, Madurai by Department of General Surgery.
33. Continuing Medical Education Programme on "Legal Issues in Medical Practice" on 28.08.2016 was conducted in Velammal Medical College Hospital & Research Institute, Madurai by Department of Microbiology. (Credit Hours – 2)
34. Continuing Medical Education Programme on "Drugs in Paediatrics" on 07.09.2016 was conducted in Velammal Medical College Hospital & Research Institute, Madurai by Department of Pharmacology & Paediatrics.
35. Continuing Medical Education Programme on "Prevention of Deafness in Children" & "Smart Hearing" on 28.09.2016 was conducted in Velammal Medical College Hospital & Research Institute, Madurai by Department of ENT.
36. Continuing Medical Education Programme on "Thyroid Disorders (Management Issues & Surgical Issues)" on 29.09.2016 was conducted in Velammal Medical College Hospital & Research Institute, Madurai by Department of General Surgery.

Date: 13/03/2018

Signature of  Prof. R. M. Raju / Principal / Director
Dean

Velammal Medical College Hospital
and Research Institute
"Velammal Village"
Madurai-Tuticorin Ring Road
Anuppanadi, Madurai (TN)-625 009

37. Continuing Medical Education Programme on "Newer Treatment Options in Advanced and Metastatic Cancers" on 17.10.2016 was conducted in Velammal Medical College Hospital & Research Institute, Madurai by Department of General medicine
38. Continuing Medical Education Programme on "Arthritis & Osteoporosis" on 18.10.2016 was conducted in Velammal Medical College Hospital & Research Institute, Madurai by Department of General medicine & Rheumatologist.
39. Continuing Medical Education Programme on "Breast Cancer Awareness" on 31.10.2016 was conducted in Velammal Medical College Hospital & Research Institute, Madurai by Department of General Medicine.
40. Continuing Medical Education Programme on "Make ENT easy with your own hands" on 03.11.2016 was conducted in Velammal Medical College Hospital & Research Institute, Madurai by Department of ENT.
41. Continuing Medical Education Programme on "Management of Hand Injuries" on 02.11.2016 was conducted in Velammal Medical College Hospital & Research Institute, Madurai by Department of Orthopaedics .
42. Continuing Medical Education Programme on "Primary Complex TKR" on 04.11.2016 was conducted in Velammal Medical College Hospital & Research Institute, Madurai by Department of Orthopaedics .
43. Continuing Medical Education Programme on "Lung Cancer Awareness Programme" on 30.11.2016 was conducted in Velammal Medical College Hospital & Research Institute, Madurai by Department of General Medicine
44. Continuing Medical Education Programme on "Workshop on Pain Management (VIEWSS 2016)" on 10 & 11.12.2016 was conducted in Velammal Medical College Hospital & Research Institute, Madurai by Department of Anaesthesiology&Anatomy.
45. Continuing Medical Education Programme on "Hands on and Live Operative workshop on PCNL & RIRS" on 25.02.2016 was conducted in Velammal Medical College Hospital & Research Institute, Madurai by Department of Urology.
46. Continuing Medical Education Programme on "Elimination of Paediatric HIV" on 23.03.2017 was conducted in Velammal Medical College Hospital & Research Institute, Madurai by Department of Microbiology.

Date: 13/03/2018

Signature with stamp Dean/Principal /Director

Dr. R. M. Ravi
Dean
Velammal Medical College Hospital
and Research Institute
"Velammal Village"
Madurai-Tuticorin Ring Road
Anuppanadi, Madurai (TN)-625 008

47. Continuing Medical Education Programme on "Recent Updates in RNTCP & Standards of TB care in India" on 24.03.2017 was conducted in Velammal Medical College Hospital & Research Institute, Madurai by Department of Chest & TB.
48. Continuing Medical Education Programme on "Sellar / Supra Sellar lesions - Update" on 28.03.2017 was conducted in Velammal Medical College Hospital & Research Institute, Madurai by Department of Neuro Surgery Neurology, ENT , Paediatrics.
49. Continuing Medical Education Programme on "Hair Transplantation - Evolution & Advances" on 13.04.2017 was conducted in Velammal Medical College Hospital & Research Institute, Madurai by Department of Dermatology.
50. Continuing Medical Education Programme on "Recent Updates of Renal Medicine" on 27.04.2017 was conducted in Velammal Medical College Hospital & Research Institute, Madurai by Department of Rheumatology.
51. Continuing Medical Education Programme on "Live Webcast of RCPE Symposium on 'Infectious Disease'" on 16.06.2017 was conducted in Velammal Medical College Hospital & Research Institute, Madurai by Department of Rheumatology.
52. Continuing Medical Education Programme on "Right for the left in mCRC" on 14.08.2017 was conducted in Velammal Medical College Hospital & Research Institute, Madurai by Department of Oncology.
53. Continuing Medical Education Programme on "Fetal Imaging" on 15.10.2017 was conducted in Velammal Medical College Hospital & Research Institute, Madurai by Department of Radiology.
54. Continuing Medical Education Programme on "Mental health in workplace and life skills" on 23.10.2017 was conducted in Velammal Medical College Hospital & Research Institute, Madurai by Department of Psychiatry.
55. Continuing Medical Education Programme on "Recent advances in COPD" on 15.11.2017 was conducted in Velammal Medical College Hospital & Research Institute, Madurai by Department of Chest & TB.
56. Continuing Medical Education Programme on "Enlightened based on Science of Hearing" on 20.11.2017 was conducted in Velammal Medical College Hospital & Research Institute, Madurai by Department of ENT.

Date: 13/03/2018

Signature of Prof. D. N. RAJA MUTHIAN, M.S., M.Ch.,
Dean / Principal / Director


Velammal Medical College Hospital
and Research Institute
"Velammal Village"
Madurai-Tuticorin Ring Road
Anuppanadi, Madurai (TN)-625 009

57. Continuing Medical Education Programme on "ERCP in Obstructive Jaundice" on 06.02.2018 was conducted in Velammal Medical College Hospital & Research Institute, Madurai by Department of Medical Gastroenterology.
58. Continuing Medical Education Programme on "SPARSH" Leprosy Awareness Campaign – "World Leprosy Day 2018" on 08.02.2018 was conducted in Velammal Medical College Hospital & Research Institute, Madurai by Department of Dermatology.

Details of the credit hours awarded for the past one year

Total Credit Points : 40
Total Credit Hours : 6

Date: 13/03/2018


Signature with stamp Dean/Principal/Director
Prof. R. M. RAJA MUTHIAH, M.S., M.Ch.
Velammal Medical College Hospital
and Research Institute
"Velammal Village"
Madurai-Tuticorin Ring Road
Anuppanadi, Madurai (TN)-625 009.

1.18 College Council: (Information not required for LOP inspection)

- Name, designation, contact no. and address of the President & Secretary.


	Name & Designation	Mobile Number
President	Dr. R.M.Raja Muthiah, Dean	9842187979
Secretary	Dr. P.K. Mohanthy, Vice-Principal/ Professor of Biochemistry	9843292313

- Composition of the Council (HODs as members / Dean as chairperson) Yes
- No. of times the College Council meets per year (min 4) : Once in 3 months
- Action taken report on College Council Meetings (details / comments in annexure II) NA

1.19 PG Course: If the college is running PG course; Please mention the intake of PG seats subject wise - NA

Sr No.	Subject	No. of Permitted sets	No. of recognized seats

Date: 13/03/2018


 Signature with stamp Dean/Principal/Director
 Prof. R.M. Raja Muthiah, Dean
 Velammal Medical College Hospital
 and Research Institute
 "Velammal Village"
 Madurai-Tuticorin Ring Road
 Anuppanadi, Madurai (TN)-625 009

1.20 Clinical Material

Item	Daily average (of last 12 months) as provided by institute (Mar 2017 - Feb 2018)		
O.P.D. attendance (At the end of OPD timing)	1567		
Casualty attendance (24 hrs. data)	71		
No of admissions	105		
No. of discharges	105		
Bed occupancy: No of Beds occupied No of beds required 650 Bed occupancy %	78%		
<u>Operative Work</u>			
No, of major surgical operations	35		
No. of minor surgical operations	65		
No. of normal deliveries	1		
No. of caesarian sections	2		

Date: 13/03/2018

Prof. R.M. RAJAN
 Signature with stamp Dean/Principal/Director
 Velammal Medical College Hospital
 and Research Institute
 "Velammal Village"
 Madurai-Tuticorin Ring Road
 Anuppanadi, Madurai (TN) 625 002


Item	Daily average (of last 12 months) as provided by institute (Mar 2017 - Feb 2018)			
	O.P.D	I.P.D		
<u>Radiological Investigations</u>				
X-ray	173	92		
Ultrasonography	90	38		
Barium, IVP etc.	5	3		
C.T. Scan	33	29		
M.R.I.	13	8		
<u>Laboratory Investigations - No of Tests</u>	O.P.D	I.P.D		
Biochemistry	1286	2163		
Microbiology	53	524		
Serology	147	256		
Parasitology	6	2		
Haematology	1303	2991		

Date: 13/03/2018

Prof. R.M. RAJA MOORTHY M.Sc. MCH.
Dean
Signature with stamp Dean/Principal/Director
"Velammal Village"
Madurai-Tuticorin Ring Road
Anuppanadi, Madurai (TN)-625 009

Item	Daily average (of last 12 months) as provided by institute (Mar 2017 - Feb 2018)			
Histopathology	4	17		
<u>Clinical Pathology</u>	530	645		
Cytopathology	11	5		
<u>Others (CLINICAL PATHOLOGY)</u>				
Any other (HIV/AIDS, DOTs, Malaria etc)				

Date: 13/03/2018


 Prof. B.M. RAJA MUTHIAH, M.S., M.Ch.,
 Dean
 Velammal Medical College Hospital
 and Research Institute
 "Velammal Village"
 Madurai-Tuticorin Ring Road
 Anuppanadi, Madurai (TN)-625 009

1.21 College Website

Sr. No.	Details of information	Provided or not (with no & date)
1	Dean, Principal & M.S.	Available
2	Staff-Teaching & non Teaching*	Available
3	CME, Conference, academic activity conducted	Available
4	Awards, achievements received by the faculty.	Available
5	Affiliated university and its VC & Registrar.	Available
6	Details of the MCs infrastructure a) Academic Facilities (LT, Demo rooms, Common rooms, Labs, Library, Skill lab, Computer Lab, Auditorium): b) Hospital: c) Residential Facilities: Hostel, Cafeteria, Mess, d) Recreation Facilities: Indoor & Outdoor e) Medical Facilities for Students & Staff	Available
7	Citizen Charter	Available
8	List of students admitted category wise (UG & PG) in current and previous year.	Available
9	Results of all examinations in previous year.	Available
10	Details of members of the Anti Ragging Committee Members with contact details including landline Ph. mobile, email etc..	Available
11	Toll free number to report ragging.	Available 1800-180-5522
12	No. of ragging cases reported to Anti Ragging Committee and Action taken by Anti Ragging Committee.	NIL

Date: 13/03/2018


Signature with stamp Dean/Principal/Director
 Prof. R. M. D. MUTHIAH, M.S., M.Ch.
 Velammal Medical College Hospital
 and Research Institute
 "Velammal Village"
 Madurai-Tuticorin Ring Road
 Anuppanadi, Madurai (TN)-625 009

Undertaking - To be given by the Dean/Principal of the Institute

I hereby given an undertaking that :

- (i) The college will admit students only after obtaining the permission from Central Govt.
- (ii) In the event of this declaration turning out to be either incorrect or any part of this declaration subsequently turning out to be incorrect or false, it is understood and accepted that the undersigned shall be responsible for any such misdeclaration or misstatement.
- (iii) In case, the declaration made by me is found to be false in any material point then necessary Civil / Criminal proceedings, including prosecution under Section 199 of the Indian Penal Code, 1860, may be initiated against me by the Competent Authority.
- (iv) The college has obtained all requisite statutory approvals.
- (v) The college has fulfilled all requirements as per the applicable Minimum Standard Requirement for the Medical College Regulations, 1999.
- (vi) The mandatory requirements laid down by the Persons with Disabilities Act are met by the college

Date:


 Prof. R.M. RADA MUTHIAH, M.S., M.Ch.
 Signature with stamp Dean/Principal/Director
 Velammal Medical College Hospital
 and Research Institute
 "Velammal Village"
 Madurai-Tuticorin Ring Road
 Anuppanadi, Madurai (TN)-625 009

MEDICAL COUNCIL OF INDIA
ASSESSMENT FORM FOR 150 - MBBS ADMISSIONS REPORT
 (INCREASE IN ADMISSION CAPACITY FROM _____ TO _____)

Dy. No. / 12272
 22-10/3/12

Part A-II (2018-19)
 (to be filled by the Assessors)

1.1 Type of Assessment

U/S 10A-regular/~~compliance~~: Letter of Permission (—), 1st renewal (—), 2nd renewal (—), 3rd renewal (—), 4th renewal (—)
 U/S 10A-Increase Admission Capacity: Regular/~~Compliance~~: Letter of Permission (—), 1st renewal (—), 2nd renewal (—),
 3rd renewal (—), 4th renewal (—)

U/S 11- Recognition - Regular/~~Compliance~~

~~Continuation of Recognition~~ - Regular / Compliance

Any Other: _____

Name of the Institution	:	Velammal Medical College Hospital and Research Institute
Address	:	Velammal Village, Madurai-Tuticorin Ring Road, Anuppanadi, Madurai - 625 009 Tamilnadu.

Dr. Chittaranjan Roy
 Co-ordinator

Signatures of the Assessors

Dr. Anup Das

Dr. Sikha Banerjee

Prof. R.M. RAJA MUTHIAH, M.S., M.Ch.
 Dean
 Velammal Medical College Hospital
 and Research Institute
 "Velammal Village"
 Madurai-Tuticorin Ring Road
 Anuppanadi, Madurai - 625 009

Date : 13.03.2018

Telephone No.	:	0452 - 7113333		
E-mail	:	info@velammalmedicalcollege.edu.in		
College Website :		www.velammalmedicalcollege.edu.in		
Council Letter No. & Date	:	No.MCI-34(41)(UG)(RG-18)/2017-Med./ dated 07.03.2018		
Assessment Date:		12.03.2018 and 13.03.2018	Last Assessment Date :	21 st of March 2017
PG Courses	:	Yes/No		

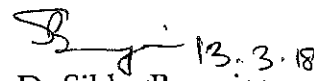


Dr.Chittaranjan Roy
Co-ordinator

Signatures of the Assessors



Dr.Anup Das



Dr.Sikha Banerjee

Date : 13.03.2018



Dean

Dr.R.M.Raja Muthiah
Hospital and Research Institute
"Velammal Village"

Signatures of Dean/Principal

Address: 11, Medical Road, (T-4) - 625 009

Particulars of Assessors

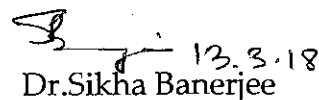
Name of the Assessors	Correspondence Address	Contact No.	Email
Dr.Chittaranjan Roy Co-ordinator	Professor Deptt. of Community Medicine Darbanga Medical College Lehriasarai, Bihar	Mob-09431253164	croynpuri@yahoo.com croynpur i@yahoo.com croynpuri@gmail.com
Dr.Anup Das	Professor Deptt. of Surgery/Gen.Surgery Silchar Medical College Silchar, Assam	Mob-09864095886	dr_anupkrdas@yahoo.com
Dr.Sikha Banerjee	Professor Deptt. of Anatomy Medical College Kolkata Kolkata, West Bengal	Mob-09830078384 9433439125	sikha4rb@gmail.com



Dr.Chittaranjan Roy
Co-ordinator




Dr.Anup Das



Dr.Sikha Banerjee

Signatures of the Assessors

Date : 13.03.2018



Dr.R.M.Raja Muthiah
Anuppanadi, Madurai (TN)-625 009

Signatures of Dean/Principal

1.2. The College has following

The campus plot is.	Unitary
Building Plan approval from the competent authority.	Commissioner, Corporation of Madurai East. No. EE1/06421/12 Date 03.08.2012
Building Use/ Occupancy Certificate from the competent authority.	Tahsildar, Madurai South. D.Dis.No.4823/2016/A3, Dated 23.08.2016

1.3 **Dean/Principal:** Dr.R.M.Raja Muthiah., M.S., M.Ch., with 34 years of teaching experience - yrs of professor & yrs of experience of Asso Prof and . He is also holding the post of Professor in the Department of .

Dean Office is located in First Floor of the college/building along with the administrative block. Adequate space (as per MSR guidelines by MCI) and other required facilities (as given in the table below) are provided/not provided to the administrative staff.

Office Space Requirement	Requirement Space (mts)	Available
Dean/Principal Office	36	73.13 sq.m
Staff Room	54	55.56 sq.m
College Council Room	80	106.60 sq.m

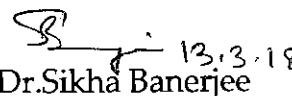


Dr.Chittaranjan Roy
Co-ordinator

Signatures of the Assessors



Dr.Anup Das



Dr.Sikha Banerjee



Dr.R.M.Raja Muthiah

Signatures of Dean/Principal

Anupendri, Madurai (IN) 625 009

Date : 13.03.2018

1.4 Medical Education Unit (MEU):

Available as per Regulations	:	Yes/No
Name of the MEU coordinator	:	Dr. John Rajpathy, Professor of Physiology
Name, Designation & Experience of affiliated faculty	:	Dr. John Rajpathy, Professor of Physiology 11 yrs teaching experience , 3 yrs MEU experience
Name of the MCI Regional (Nodal) Centre where above training has been undertaken	:	Sri Ramachandra Medical University, Chennai
Details of the Orientation programme and Basic Course Workshop undergone by MEU(No. of programmes organized during Academic year, No. of People attended, proceedings (to be verified at the time of assessment)	:	2015 BCW = 1 attendance 25 2016 RBCW =1 attendance 25 2017 RBCW =1 attendance 23 Power point skills workshop 21 st April 2016 - 25
Date/s of the above workshops	:	BCW - August 26 th to 28 th 2015 Power point skills workshop - 21 st April 2016 RBCW – November 16 th to 18 th 2016 RBCW – December 26 th to 28 th 2017
Details & Duration of Workshops in Medical Education Technology conducted by MEU	:	3 days-BCW- August 26 th to 28 th 2015(Attendance 25) 1day-PowerPoint skills workshop-21 st April 2016 (Attendance 25) 3days-RBCW–November 16 th to 18 th 2016(Attendance


Dr. Chittaranjan Roy
Co-ordinator


Dr. Anup Das


Dr. Sikha Banerjee 13.3.18


Dr. R.M. Raja Muthiah

Signatures of the Assessors

Date : 13.03.2018

Signatures of Dean/Principal

		25) 3days-RBCW–December 26 th to 28 th 2017(Attendance 23)
Details of faculty who have undergone basic course workshop in <i>Medical Education Technology</i> at the allocated MCI Regional Centre	:	13 (details enclosed)
Details of faculty who have undergone advanced course workshop in <i>Medical Education Technology</i> at the allocated MCI Regional Centre	:	4 (details enclosed)
Feedback evaluation of workshops and action taken reports on the basis of feedback obtained	:	BCW Good BCW excellent (copy of report attached)

1.5 Continuing Medical Education :

No and Details of CMEs/workshop organized by the college held in the past 1 year	:	13
Details of the credit hours awarded for the past one year	:	0


Dr.Chittaranjan Roy
Co-ordinator

Signatures of the Assessors


Dr.Anup Das


Dr.Sikha Banerjee


Dr.R.M.Raja Muthiah

Signatures of Dean/Principal

Date : 13.03.2018

1.6 College Council :

Name, designation, contact no. and address of the President & Secretary.	:	<p><u>President</u> Dr. R.M.Raja Muthiah,M.S.,M.Ch., DEAN Mobile: 98421 87979 Velammal Village ,Madurai-Tuticorin Ring Road, Anuppanadi, Madurai - 625 009 Tamilnadu.</p> <p><u>Secretary</u> Dr .P.K. Mohanty, M.D, VICE PRINCIPAL Mobile: 98432 92313 Velammal Village ,Madurai-Tuticorin Ring Road, Anuppanadi, Madurai - 625 009 Tamilnadu.</p>
Composition of the Council (HODs as members & Principal / Dean as chairperson)	:	Enclosed
No. of times the College Council meets per year (min 4)	:	Minutes of the Meeting are Enclosed
Details of college Council meetings where students Welfare was discussed and Action taken report (details / comments in annexure II)	:	Enclosed

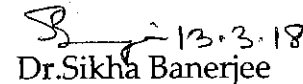


Dr.Chittaranjan Roy
Co-ordinator

Signatures of the Assessors




Dr.Anup Das



Dr.Sikha Banerjee

Date : 13.03.2018



Prof. R.M. RAJA MUTHIAH, M.S.,M.Ch.,
Dr.R.M.Raja Muthiah
Velammal Medical College Hospital
and Research Institute
Signatures of Dean/Principal
Madurai-Tuticorin Ring Road
Anuppanadi, Madurai - 625 009

1.7 **Pharmacovigilance Committee:** Present/Absent
 No. of meeting in the previous yrs. 3 (Minutes enclosed)

1.8 **Examination Hall:**

Requirement	Available
No. – 1/2/3 Area - 250 Sq. mt. Capacity - 250	2 No's Hall 1 – 602 sq mt & Hall 2 – 600 sq mt. Capacity - 260 per hall


1.9 **Lecture Theatres:**

	Medical college		Hospital		Comments
	Req	Available	Req	Available	
Number	4	4	1	1	-
Capacity	180	180	200	350	-
Type (Gallery)	Yes / No		Yes / No		-
A.V. Aids	Yes / No		Yes / No		-


 Dr. Chittaranjan Roy
 Co-ordinator

Signatures of the Assessors


 Dr. Anup Das

 13.3.18
 Dr. Sikha Banerjee

Prof. P. M. RAJA MUTHIAH, M.S., M.Ch.,
 Dean
 Velammal Medical College Hospital
 No. 1, P. O. Box 11, K. J. Somaiyasa
 Velammal Medical College
 Madurai, Madurai (TN)-625 009
 Signatures of Dean/Principal
 Anuppanadi, Madurai (TN)-625 009

Date : 13.03.2018

1.10 Library

Air-conditioned – Yes/No

Working Hours: 9.00 AM to 8.00 PM (Week Days)

9.00 AM to 5.00 PM (Sundays & Holidays)


a. Stack room : 2 nos

b. Reading room : 4nos


	Required	Available	Remarks
Area	2400 Sq.m.	2969.9 Sq.m.	-
Student Reading Room (Inside)	150 Capacity	250 Capacity	-
Student Reading Room (Outside)	150 Capacity	150 Capacity	-
Staff Reading Room	30 Persons	40 Persons	-
Room for Resident/PG reading room	-	-	-
Particulars	Required Nos.	Available Nos.	Remarks
No. of Books	11000	11293	-
Journals (Indian)	70	70	-
Journals (Foreign)	30	30	-
Internet Nodes	40	45	-


Dr. Chittaranjan Roy
Co-ordinator

Signatures of the Assessors


Dr. Anup Das

 13.3.18
Dr. Sikha Banerjee


Prof. Dr. R.M. Raja Muthiah
Velammal Institute of Health Sciences
Madurai
Signatures of Dean/Principal
Anuppanadi, Madurai (TN)-625 009


Date : 13.03.2018

1.11 Common Room for Boys & Girls


	Area Required Sq. Mt.	Available Area Sq. Mt.	Toilet – Attached Y/N
Boys	150	156	Yes
Girls	150	156	Yes


1.12 Central Photography Section:

Available	Yes/No
Staff	Yes/No
Equipments	Yes/No



Dr. Chittaranjan Roy
Co-ordinator

Signatures of the Assessors


Dr. Anup Das

 13.3.18
Dr. Sikha Banerjee

Date : 13.03.2018


Dr. R.M. Raja Muthiah
Velammal Engineering College
and Technology
Signatures of Dean/Principal
Madurai - 625 009
Anuppanadi, Madurai (TN)-625 009


1.13 Hostel: Location – Within campus


Hostel Category	Required Capacity	Available Capacity (No Rooms X capacity of each room = Total capacity)	Furnished (Y/N)	Toilet Facility Adequate/ Inadequate	Mess (Y/N)	Hygiene of Hostel campus Y/N	Visitor room, AC Study room with internet & Computer, Recreation room with TV, Music, Indoor Games Y/N	Remarks
UG Students @ 60% Capacity	450	<u>Boys:</u> 128 Rooms x 3 = 384 capacity	Yes	Available	Yes	Yes	Yes	-
		<u>Girls:</u> 128 Rooms x 3 = 384 capacity	Yes	Available	Yes	Yes	Yes	-
Interns @ 50% Capacity	Male – 60 Female - 60	(120 CRII Quarters Occupancy available)						
Resident @ 100% Capacity including PG	(SR/JR)= 80	120(Mens) + 120(Womens) = 240	Yes	Available	Yes	Yes	Yes	-
Nurses @ 20% Capacity	20%	515 occupied	Yes	Available	Yes	Yes	Yes	-


Dr. Chittaranjan Roy
Co-ordinator

Signatures of the Assessors


Dr. Anup Das

 13.3.18
Dr. Sikha Banerjee


Dr. R.M. Raja Muthiah
Velamuri, Madurai
Signatures of Dean/Principal
Anuppanadi, Madurai (TN)-625 009

Date : 13.03.2018


Residential Quarters:

Category	Required Nos.	Available Nos.	Remarks
Teaching Staff @ 20% Capacity	26	86	-
Non-Teaching Staff @ 20% Capacity	36	42	-

1:14 Recreational Facilities:


Outdoor games	Yes/No
Play field/s	Available (05) & Swimming Pool
Type of games	Volley Ball, Foot Ball, Cricket, Badminton, etc
Indoor games facilities	Yes/No
Gymnasium	Available /Not available.

1.15 Gender Harassment Committee :- Yes/No (Documents to be seen at the time of assessment)


Dr. Chittaranjan Roy
Co-ordinator


Dr. Anup Das


Dr. Sikha Banerjee 13.3.18


Prof. Dr. R.M. Raja Muthiah
M.S. MCH.
Voluntary Director of the Hospital
Signatures of Dean/Principal

Signatures of the Assessors

Date : 13.03.2018

TEACHING HOSPITAL

2.1 Name of the Hospital: VELAMMAL MEDICAL COLLEGE HOSPITAL & RESEARCH INSTITUTE, MADURAI
Owned by: ~~Government~~/Trust/Society/Company

2.2 Name of the Medical Superintendent: Dr.G.Mathevan.,MD.,D.Ch.,(Paediatrics, with 16 years administrative experience.

	Space Requirement	Availability
Medical Supdt's Office	36 sq. mt.	70.25 Sq.m
Administrative Office	150 sq. mt	157 Sq.m

2.3 Teaching and other facilities :

OPD Timings	:	<u>8.00</u> A.M. to <u>4.00</u> P.M.
Separate Registration areas for male/female patients available	:	yes/ no
Separate Registration counters for OPD/IPD	:	available/ not available
Are the Registration counters computerized	:	yes/ no


Dr.Chittaranjan Roy
Co-ordinator

Signatures of the Assessors


Dr.Anup Das


Dr.Sikha Banerjee

Date : 13.03.2018


Prof. R.M. RAJA MUTHIAH, M.S., MCh.
Dr.R.M.Raja Muthiah
Velammal Medical College Hospital

Signatures of Dean/Principal

Anup Das

Staff for registration center	:	adequate / inadequate (on the basis of OPD attendance)
Waiting areas for above patients available	:	yes/no
No. of rooms for examination of patients available	:	yes/no
Capacity of teaching area in each department	:	yes/no
Enquiry Desk	:	yes/no

2.4 Facilities available in OPD

-Medicine Injection room - Male - Female	Yes/No Yes/No	E.C.G. Room	Yes/No
Surgery Dressing room - - Male - Female	Yes/No Yes/No	Minor OT	Yes/No
Orthopaedics Plaster room Dressing room -	Yes/No	Plaster cutting room	Yes/No

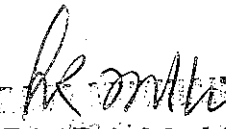

Dr. Chittaranjan Roy
Co-ordinator

Signatures of the Assessors


Dr. Anup Das

 13.3.18
Dr. Sikha Banerjee

Date : 13.03.2018


Prof. Dr. R.M. Raja Muthiah, M.S., M.Ch.,
Valar Medical College Hospital
Anuppannai, Madurai - 625 009
Signatures of Dean/Principal


- Male - Female	Yes/No Yes/No		
Ophthalmology	Refraction Rooms Dark Rooms Dressing Rooms / Minor Procedure Room	Yes / no Yes / no Yes / no	
ENT	Audiometry (AC & Sound proof) Speech Therapy	Yes / no Yes / no	
Pediatrics	Child Welfare Clinic Immunization Clinic Child Rehabilitation Clinic	Yes / no Yes / no Yes / no Yes / no	
OBS & GYN	Antenatal Clinic Sterility Clinic Family Welfare Clinic Cancer Detection Clinic	Yes / no Yes / no Yes / no Yes / no	

Comments :



Dr. Chittaranjan Roy
Co-ordinator

Signatures of the Assessors


Dr. Anup Das

 13.3.18
Dr. Sikha Banerjee

Date : 13.03.2018



Prof. R.M. Raja Muthiah, M.S., M.Ch.
Dr. R.M. Raja Muthiah
Velupillai Prabhakaran Hospital
and General Services
Anuppanadi, Vill. 7/2 (110) 025 009
Signatures of Dean/Principal and
Anuppanadi, Vill. 7/2 (110) 025 009

2.5 Total Number Of Teaching Beds (Distance between two beds should be 1.5 m.)


Teaching Hospitals in Campus with Total Beds 650.

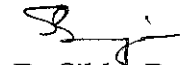
Teaching Hospitals in Outside the Campus (Kms. from the campus) with Total Beds .

Department	Ward Nos.	Beds Required	Total Beds Available	Facilities Available in Each Ward						Remarks
				Nursing Station Y/N	Exam/Treat Room Y/N	Pantry Y/N	Store Room Y/N	Duty Room Y/N	Demo Room (25 Capacity) Y/N	
Gen. Medicine	5	150	150	Yes	Yes	Yes	Yes	Yes	Yes	-
Pediatrics	3	90	90	Yes	Yes	Yes	Yes	Yes	Yes	-
TB & Respiratory Medicine	1	20	20	Yes	Yes	Yes	Yes	Yes	Yes	-
Psychiatry	1	15	15	Yes	Yes	Yes	Yes	Yes	Yes	-
Dermatology	1	15	15	Yes	Yes	Yes	Yes	Yes	Yes	-
Gen. Surgery	5	150	150	Yes	Yes	Yes	Yes	Yes	Yes	-
Orthopedics	3	90	90	Yes	Yes	Yes	Yes	Yes	Yes	-
Ophthalmology	1	15	15	Yes	Yes	Yes	Yes	Yes	Yes	-
ENT	1	15	15	Yes	Yes	Yes	Yes	Yes	Yes	-


Dr. Chittaranjan Roy
Co-ordinator

Signatures of the Assessors


Dr. Anup Das


Dr. Sikha Banerjee

Date : 13.03.2018


Dr. R.M. Raja Muthiah
Principal


Signatures of Dean/Principal
Anuppanzhi, 13.03.2018


Department	Ward Nos.	Beds Required	Total Beds Available	Facilities Available in Each Ward						Remarks
				Nursing Station Y/N	Exam/Treat Room Y/N	Pantry Y/N	Store Room Y/N	Duty Room Y/N	Demo Room (25 Capacity) Y/N	
OB & GYN	3	90	90	Yes	Yes	Yes	Yes	Yes	Yes	-
Total	24	650	650	Yes	Yes	Yes	Yes	Yes	Yes	-


Dr. Chittaranjan Roy
Co-ordinator

Signatures of the Assessors


Dr. Anup Das

 13.3.18
Dr. Sikha Banerjee


Prof. R.M. RAJA MUTHIAH M.S., M.Ch.
Dr. R.M. Raja Muthiah
Velamuri Medical College Hospital
and Research Institute
Signatures of Dean/Principal
Madurai Medical College Hospital
Antitubercular, Madurai (TN)-625 009

Date : 13.03.2018


2.6 Clinical material (*Random verification to be done by the Assessor).

Item	On the Day of assessment <u>12.03.2018</u>		Remarks
O.P.D. attendance at 2.00 PM On first day	1528		
Casualty attendance (24 hrs. data)	22		
No of admissions	89		
No. of discharges	6		
Bed occupancy% at 10.00AM on first day	86%		5% do not require admission hence, bed occupancy comes to 81%
<u>Operative Work</u>			
No, of major surgical operations	24		
No. of minor surgical operations	48		
No. of normal deliveries	0		
No. of caesarian sections	2		
<u>Radiological Investigations</u> (No. of patients)	O.P. D	I.P.D	
X-ray	164	65	
Ultrasonography	116	20	
Barium, IVP etc.	4	2	


Dr.Chittaranjan Roy
Co-ordinator


Dr.Anup Das

 13.3.18
Dr.Sikha Banerjee


Prof. R.M. Raja Muthiah
Dr.R.M.Raja Muthiah
Valarimal Medical College Hospital
and Research Institute
Signatures of Dean/Principal

Signatures of the Assessors

Date : 13.03.2018

Item	On the Day of assessment 12.03.2018		Remarks
	C.T. Scan		
	26	20	
MRI	8	2	

Item	On the Day of assessment		Remarks
	O.P. D	I.P.D	
Laboratory Investigations – No. of Patients/ samples			
Biochemistry	1860	1708	
Microbiology	21	53	
Serology	135	30	
Hematology	1581	1810	
Clinical pathology	678	204	
Histopathology	4	21	



Dr.Chittaranjan Roy
Co-ordinator

Signatures of the Assessors


Dr.Anup Das

 13.3.18
Dr.Sikha Banerjee

Date : 13.03.2018


Prof. Dr. R.M. Raja Muthiah, M.A.M.Ch.,
Dr.R.M.Raja Muthiah
Velamuri Medical College Hospital
and Research Institute
Madurai-625 009
Signatures of Dean/Principal
Anupbanauli, Madurai (TN)-625 009

Item	On the Day of assessment		Remarks
	O.P. D	I.P.D	
Laboratory Investigations - No. of Patients/ samples			
Cytopathology	3	0	



 Dr. Chittaranjan Roy
 Co-ordinator

Signatures of the Assessors


 Dr. Anup Das

 13.3.18
 Dr. Sikha Banerjee

Date : 13.03.2018


 Prof. R.M. Raja Muthiah, M.Ch.,
 Velamuri Government Hospital
 Velamuri, Medak (Tq)-502 009
 Signatures of Dean/Principal
 Anuppanadi, Medak (Tq)-502 009

2.7 Medical Record Section:

Manual/ Computerized

ICD X classification of diseases followed for indexing : ~~yes~~/no

2.8 Central casualty services :

No of Beds: Required 25 Available 13

- Number of CMO posted/Shift : 4 in 3 shifts No. of CMO present during Assessment round 02
- Number of nurses posted / Shift: 6 in 3 shifts Total No. of CMO 18
- Separate casualty for OBGY cases: ~~available, if yes~~ No. of beds / ~~not available,~~

Equipment	Availability Y/N	Number
Central Oxygen & suction facility	Yes	-
Pulse oximeter	Yes	13
Ambu bag	Yes	04
Disaster trolley	Yes	01
Crash Cart	Yes	01
Emergency Drug Tray	Yes	03
Defibrillator	Yes	01



Dr. Chittaranjan Roy
Co-ordinator

Signatures of the Assessors


Dr. Anup Das

 13.3.18
Dr. Sikha Banerjee

Date : 13.03.2018


Prof. R.M. Raja Muthiah
Dr. R.M. Raja Muthiah
Velamuri Medical College & Hospital
Anuppanadi, Medak Road, Hyderabad
Signatures of Dean/Principal

Equipment	Availability Y/N	Number
Ventilator	Yes	01
X-ray Unit – (Mobile)	Yes	02
Minor OT	Yes	02

Comments:


2.9 Clinical Laboratories

Central Clinical Laboratory: Under control of department of : Medical Superintendent


Separate sections for pathology, microbiology, hematology & biochemistry: available/not available.

2.10 Operation theatres

Type	Requirement	Available	Remarks
Major	9	10	
Minor	2	4	



Dr. Chittaranjan Roy
Co-ordinator


Dr. Anup Das

 13.3.18
Dr. Sikha Banerjee

Signatures of the Assessors

Date : 13.03.2018


Prof. R.M. Raja Muthiah
Vice-Chancellor
Anupponchi, Madurai
Signatures of Dean/Principal

2.11 Equipment available in O. T. Block (Specify numbers)

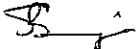
<u>Dept</u>	<u>Theatres Nos.</u>	<u>A/C Y/N</u>	<u>Central Oxy / Nitrous Oxide Y/N</u>	<u>Anesthesia Machine Y/N</u>	<u>Multipara Monitor with Capnograph Y/N</u>	<u>Defibrillators Y/N</u>	<u>Infusion Pumps Y/N</u>	<u>Remarks</u>
Gen Surgery	3	Yes	Yes	Yes	Yes	2	4	-
ENT	1	Yes	Yes	Yes	Yes	No	No	-
Ophthal	1	Yes	Yes	Yes	Yes	No	No	-
Ortho	1	Yes	Yes	Yes	Yes	No	No	-
OBS & GYN	2	Yes	Yes	Yes	Yes	1	1	-
Emergency	1	Yes	Yes	Yes	Yes	1	1	-
Septic	1	Yes	Yes	Yes	Yes	No	No	-


No. of Pre-operative Beds available 30No. of Post Operative Beds available 30


Dr. Chittaranjan Roy
Co-ordinator

Signatures of the Assessors


Dr. Anup Das

 13.3.18
Dr. Sikha Banerjee


Prof. R.M. Raja Muthiah M.S.M.C.
Dr. R.M. Raja Muthiah
Velammal Medical College Hospital
and Research Centre
Signatures of Dean/Principal
Madurai - Tamil Nadu
Approved by: _____
Date: _____


Date : 13.03.2018

2.12 Intensive Care: Following intensive areas are available --


Type	Beds (Required)	Beds (Available)	Patients on day of assessment	AC Y/N	Central Oxygen/ Suction Y/N	Major Equipment (Monitor, Ventilator, ABG, Pulse Oximeter etc.) Y/N	Remarks if any
ICCU	5	8		Yes	Yes	Yes	
ICU	5	9		Yes	Yes	Yes	
SICU	5	12		Yes	Yes	Yes	
NICU/PICU	5	27		Yes	Yes	Yes	

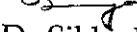
2.13 Labor Room

Rooms	Beds	Remarks
Clean Cases	02+02	
Septic Cases	01	
Eclampsia	01	


Dr. Chittaranjan Roy
Co-ordinator

Signatures of the Assessors


Dr. Anup Das

 13.3.18
Dr. Sikha Banerjee

Prof. R.M. Raja M.S., M.Ch.,
Velam: Dr. R.M. Raja Muthiah
Signatures of Dean/Principal
Antipr... (18) 825 009

Date : 13.03.2018

2.14 Radiological Facilities:

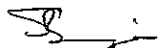
Equipment	Required no.	Available no.	AERB Approval Y/N	Functional Status at the time of assessment Y/N	Remarks if any
Mobile X Ray 60 mA 100 mA	Nil 6	- Yes	- Yes	Functional	
Static X Ray 300 mA 600mA 800/1000 mA	2 2 2	2 2 2	YES	Functional	
CT Spiral Minimum 16 slice	1	2	YES	Functional	

Equipment	Required no.	Available no.	PNDT Approval Y/N	Functional Status at the time of assessment Y/N	Remarks if any
USG	3	12	YES	Functional	


Dr. Chittaranjan Roy
Co-ordinator

Signatures of the Assessors


Dr. Anup Das

 13.3.18
Dr. Sikha Banerjee

Prof. R.M. RAJA MUTHIAN, M.S. MCH.
Dr. R.M. Raja Muthian
Velamuri and Research Institute
"Velamuri Vignana"
Madurai, Madurai (TN)-625 009
Anuppanadi, Madurai (TN)-625 009

Date : 13.03.2018

2.15 Blood Bank:Available and functional: **Yes / No**Number of units dispensed in a day 28 unitsNumber of units stored on day of assessment 95 unitsLicense valid up to: 10.02.2018(Applied for Renewal and is in the process of Renewal, it is certificated that it will renewed from 18.01.2017 to 17.01.2022) (LICENCE NUMBER AND COPY TO BE APPENDED AS ANNEXURE- 15)

Blood Separation Facility – Available/Not available

2.16 Pharmacy : Pharmacist/Staff available: List to be included

- No. of sub-stores located in different parts of hospital: 4nos


2.17 Central sterilization Department :


- Timings 24hours & Shifts: 03
- Equipment: Horizontal autoclaves 03 / Vertical autoclaves 0, ETO Sterilisers: 01 No.
- Separate receiving and distribution points - Yes/No

2.18 Intercom: Available : **yes/no**No. of incoming lines 600 No. of extension lines: 600**2.19 Central laundry/Alternative Arrangements:**In House/~~Outsourced~~:Type of Laundry: Mechanized / ~~Manual~~

Dr.Chittaranjan Roy
Co-ordinator


Dr.Anup Das

 13.3.18
Dr.Sikha Banerjee


Prof. R.M. Raja Muthiah
Vice-Chancellor
Dr.R.M.Raja Muthiah
Hospital
Signatures of Dean/Principal
Anuppanadi, Madurai 625 006

2.20 Kitchen/ Alternative Arrangements

- In-House/~~Outsourced~~ _____
- Food free of charge: yes/~~no~~ Number of patients **Average 815 IP patients (3times a day)**
- Provision of special diet: yes/~~no~~
- Services of a nutritionist/dietician: available/~~not available~~

2.21 (a) Total no. of Canteens: 04 For staff 01 For students 01 For Patients/Relatives: 02
 (b) Total no. of Mess in campus : 02

2.22 Arrangements for Biomedical Waste Management.

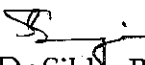
- Outsourced/~~in-house~~ : (if outsourced, append MOU) (If in-house, please specify details of facilities available)
Agreement with M/s. Ramky Energy and Environment LTd., functioning at Plot No. 4, Friends Street, SS Colony 5th Street, Madurai – 625 010

2.23 Central Research Lab:

- Available – Yes/~~No~~
- Facilities – Adequate/~~Not Adequate~~
- Research Projects:
 - Completed Nos 67
 - Ongoing Nos 06


 Dr. Chittaranjan Roy
 Co-ordinator


 Dr. Anup Das

 13.3.18
 Dr. Sikha Banerjee


 Dr. R.M. Raja Muthiah

Signatures of the Assessors

Date : 13.03.2018

Signatures of Dean/Principal

13.03.2018

2.24 Nursing and Paramedical staff :

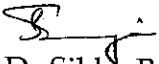
Nursing staff:	No of Beds 650	
Category	Required Nos.	Available Nos.
Staff Nurses	309	722
Sister Incharge	45	45
ANS	12	12
DNS	5	5
Nursing Suptd	1	1
Total	372	785


Paramedical And Non teaching staff	Required Nos.	Available Nos.
	182	354 - Paramedical Staff 2103 - Non teaching Staff


Dr. Chittaranjan Roy
Co-ordinator

Signatures of the Assessors


Dr. Anup Das

 13.3.18
Dr. Sikha Banerjee


Prof. B.M. Raja Muthiah
Vice-Chancellor
and Head of the Institution
"Vellore Institute of Technology"
Signatures of Dean/Principal
Anuppanadi, Madurai (714)-620 000

Date : 13.03.2018

MEDICAL COLLEGE

3.1 College Website:

Sr. No.	Details of information	Yes/No
1.	Details of Dean / Principal and Medical Superintendent Including their name, qualification complete address with telephone and STD code, fax and E-mail etc.	Yes
2.	Teaching staff, Resident doctors ,non-teaching staff , Technical staff , Nursing staff--- (a)department & designation wise with joining date (b) Unit wise faculty & resident list	Yes
3.	Details of the affiliated university and its Vice-Chancellor and Registrars.	Yes
4.	Citizen Charter	Yes
5.	List of students admitted merit-wise category-wise (UG & PG) for the current and previous year.	Yes
6.	Result of all the examinations of last one year.	Yes
7.	Details of members of the Anti Ragging Committee with contact details including landline Phone, mobile, email etc...	Yes
8.	Details of members of the Gender Harassment Committee with contact details including landline Ph. mobile, email etc...	Yes
9.	Toll free number to report ragging.	Yes
10.	Details of the sanctioned intake capacity of various courses UG as well as PGs by the MCI. (with the scan copies of permission letter)	Yes
11.	Any research publication during the last one year.	Yes
12.	Details of any CME programmes, conferences and/or any academic activities conducted by the institution.	Yes
13.	Details of any awards and achievements received by the students or faculty.	Yes
14.	Detailed status of recognition of all the courses(with the scan copies of permission	Yes

Dr. Chittaranjan Roy
Co-ordinator

Dr. Anup Das

Dr. Sikha Banerjee

Prof. R.M. RAJA MUTHIAH, M.S., M.Ch.,
Dean
Velammal Medical College Hospital
and Research Institute
"Velammal Vilage"
Madurai
Anuppanadi, Madurai (TN)-625 009

Signatures of the Assessors


Date : 13.03.2018

Sr. No.	Details of information	Yes/No
	letter)	
15.	Details of clinical material in the hospital	
16.	unit /dept .wise beds distribution	Yes
		Yes


3.1 (a) College timings 8am To 4pm

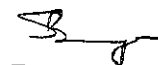
3.2 Teaching Programme:


Didactic teaching	Yes/ no
Demonstration	Yes/ no
Integrated teaching (Horizontal/Vertical teaching)	Yes/ no
Clinical posting	Yes/ no
Clinical Pathological Conference	Yes/ no
Grand Rounds	Yes/ no
Statistical Meeting	Yes/ no
Seminars	Yes/ no


Dr. Chittaranjan Roy
Co-ordinator

Signatures of the Assessors


Dr. Anup Das


Dr. Sikha Banerjee


Prof. R.M. RAJA MUTHIAH
Dean
Velammal Hospital
and Research Institute
"Velammal Village"
Madurai, Madurai Road
Anuppanadi, Madurai (TN)-625 009

Date : 13.03.2018

Teaching Facilities:

3.3 Anatomy

Required	Available	Required	Available
Demonstration Room/s • No <u>2</u> • Capacity - 75 to 100 students	Available	AV Aids: (OHP, slide Proj.)	Available
• Histology practical laboratory - 02 Dissection-325sq.mt Histo-212 Sq.mt. • Number of Lab seats <u>90</u> • Number of microscopes <u>90</u> • Dissection Microscopes <u>5</u>	Available	Museum: 35 seating capacity (200 Sq.mt) • Mounted specimens Wet Dry • Models – Wet & Dry • Bone Sets – Articulated Disarticulated • MRI & CT	Available 208 105 116 07 30 29
Number of dissection tables - 25 (Half Standard Size) (Dissection Hall – 325 sq.mt/150 students)	Available		
Number of dissection tables - <u>25</u>	Available	Number of cadavers - <u>13</u>	Available
Cold store / cooling chambers –Capacity of <u>15-80</u> Bodies	Available	Storage tank – 3 (3sq.mt – 1 & 1.5sq.mt – 2)	Available
Embalming room – 2 Machines	Available	Band saw – 1	Available
Lockers - <u>180</u> (90 + 90)	Available	Departmental Library-(80-100 Books.)	109 Available

Dr.Chittaranjan Roy
Co-ordinator

Dr.Anup Das

Dr.Sikha Banerjee

Prof. B.A.L. RAJA MUTHIAH, M.S., M.Ch.
Vellore General Hospital
Dr.R.M.Raja Muthiah

Signatures of the Assessors


Date : 13.03.2018

Anup Das
Signatures of Dean/Principal


Adequate exhaust, light, water supply and drainage facilities - Available/not available.


3.4 Physiology

Required	Available	Required	Available
Demonstration Room/s • No - 2 • Capacity - 75 to 100 students (60 Sq. mt.each)	Available	AV Aids: (OHP, slide Proj, TV, Video & other AV aids.)	Available
Mammalian laboratory - 1(80 Sq. mt. with 06 tables & operating light)	Available	Haematology laboratory (200 sq.mt.)	Available
Amphibian Laboratory	Available	Clinical Physiology Lab.	Available
Departmental Library - 80-100 Books	Available		


Dr. Chittaranjan Roy
Co-ordinator

Signatures of the Assessors


Dr. Anup Das


Dr. Sikha Banerjee


Prof. R.M. Raja Muthiah
Dr. R.M. Raja Muthiah

Signatures of Dean/Principal

Anup Das

Date : 13.03.2018


3.5 Biochemistry

33


Required	Available	Required	Available
Demonstration Room/s • No 2 • Capacity - 75 to 100 students (85Sq. mt.each)	Available	AV Aids: (OHP, slide Proj, TV, Video & other AV aids.)	Available
Number of practical laboratory/ies - 1	Available	Library / Seminar rooms - 80-100 Books	Available
Number of Lab seats - 90	Available	Research Lab (50 sq.mt.)	Available

3.6 Pathology

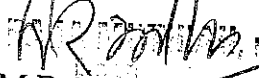
Required	Available	Required	Available
Demonstration Room/s • No - 2 • Capacity - 75 to 100 students (60 Sq. mt.each)	Available	AV Aids: (OHP, slide Proj, TV, Video & other AV aids.) Black board with chalk	Available
Practical labs - • Morbid Anatomy/Histopath./ Cytology - 90 Microscopes • Clinical Pathology/Hematology - 15 Microscopes	Available	Museum:-(90 sq.mt), Seating Capacity- 40 students Specimens: 10 • Mounted - 158 • Unmounted - 300 • Catalogues - 15	Available
Departmental library - 80-100 Books	83 Available		
Service Lab - Histopathology/Cytopathology/Hematology/Any specialized work	Available		


Dr. Chittaranjan Roy
Co-ordinator

Signatures of the Assessors


Dr. Anup Das


Dr. Sikha Banerjee


Prof. R.M. Raja Muthiah, M.S., M.Ch.
Dr. R.M. Raja Muthiah
Signatures of Dean/Principal


Date : 13.03.2018


3.7 Microbiology

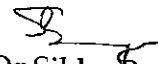
Required	Available	Required	Available
Demonstration Room/s • No - <u>2</u> • Capacity - <u>75-100</u> students (60 Sq. mt.each)	Available	AV Aids: (OHP, slide Proj, & other AV aids.)	Available
practical laboratory <u>1</u> Number of Lab seats - <u>90</u> Number of microscopes/laboratory - <u>90</u>	Available	Media preparation facility Autoclaving, Washing and drawing room	Available
Number of service laboratories - <u>7</u>	Available	Museum: Specimen-8, Charts-36, Models-12 & Catalogue-15 seating capacity- 60 (80sq.mt)	Available
Departmental library - 80-100 Books,	80 Available		

3.8 Pharmacology

Required	Available	Required	Available
Demonstration Room/s • No - <u>2</u> • Capacity - <u>75-100</u> students	Available	AV Aids: (OHP, slide Proj, TV, Video & other AV aids.)	Available
Experimental Pharmacology	Available	Museum: <u>40</u> seating capacity	Available
Clinical pharmacology/pharmacy	Available	• Specimens	273
Departmental Library - 80-100 Books (30 sq.mt)	Available	• Charts	103
		• Models	04
		• History of Medicine	18
		• Catalogues	15


Dr. Chittaranjan Roy
Co-ordinator


Dr. Anup Das



Dr. Sikha Banerjee

Prof. R.M. Raja Muthiah
Velamuri Medical College Hospital
Dr. R.M. Raja Muthiah
Signatures of Dean/Principal
Anup...


Signatures of the Assessors

Date : 13.03.2018

Required		Required	
Demonstration Room/s	Available	AV Aids:	Available
• No - 2		(OHP, slide Proj, TV, Video & other AV aids.)	
• Capacity - 75 to 100 students (85 sq.mt. each)	Available	Museum : (175 sq.mt.)	
Forensic histopathology, Serology, Anthropology & Toxicology - for examination of specimen, tests - 200 sq.mt.	Available		
Autopsy room - 40 to 50 students (400 sq.mt. each)	Available		
Location - In/Near hospital in a separate structure.	Available		
Cold storage - Capacity of 4 Bodies	Available		
Departmental library - 80-100 Books	Available	• Medico-Legal Specimens - 59 • Charts - 30 • Prototype fire arms + weapons - 100 • Slides - 50 • Poisons - 101 • Photographs - 80 Catalogues - 15	

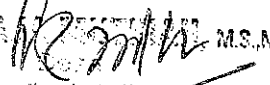

Dr. Chittaranjan Roy
Co-ordinator

Signatures of the Assessors


Dr. Anup Das


Dr. Sikha Banerjee


Date : 13.03.2018


Prof. R.M. Raja Muthiah, M.S., M.Ch.,
Voluntary Medical College Hospital
Dr. R.M. Raja Muthiah
Medical Officer, In-charge, District
Anuppur, Madhya Pradesh 481003


Signatures of Dean/Principal


3.10 Community Medicine


Required	Available	Required	Available
Demonstration Room/s <ul style="list-style-type: none"> • No - 2 • Capacity - 75 to 100 students • (106sq.mt & 104 sq.mt.) 	Available	AV Aids: <ul style="list-style-type: none"> (OHP, slide Proj, TV, Video & other AV aids.) 	Available
Museum: 125 sq.mt <ul style="list-style-type: none"> • Charts 81 • Models 129 • Specimens 134 • Catalogues 60 	Available	Practical lab - 03 (Environmental, Statistical & Entomology Labs) (200 sq.mt)	Available
Departmental Library - 80-100 Books (34 sq.mt)	85 books Available		


Dr. Chittaranjan Roy
Co-ordinator

Signatures of the Assessors


Dr. Anup Das



Dr. Sikha Banerjee


Prof. R.M. Raja Muthiah, M.B., M.Ch.
Voluntary Director, Government Hospital
Signatures of Dean/Principal
Anup Das


Date : 13.03.2018


3.11 Health Centers (Department of Community Medicine)
 RHTC: Ladanendal (place) 23 kms (Distance from the college)

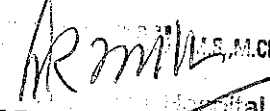
Population covered by the RHTC	22,428
It is affiliated to College Yes/No	Yes
Students are posted in batches of 20-25 throughout the year	Students are posted in batches of 20 throughout the year
Separate blocks for accommodating boys in hostel rooms having 10 beds. Girls in hostel rooms having 15 beds.	Available
Facilities for cooking & dining – Yes/No	Yes
Daily OPD	50+ per day
Specialist visits if any	Yes, OBG & Gyn., Medicine, Pediatrics, etc..
Cold chain equipment available	Yes
Survey/MCH/Immunization/FP registers	Available
Activities under the National Health Programmes	Available


 Dr. Chittaranjan Roy
 Co-ordinator

Signatures of the Assessors


 Dr. Anup Das


 Dr. Sikha Banerjee


 Dr. R.M. Raja Muthiah
 Medical Officer, Hospital
 Anup Das
 Signatures of Dean/Principal

Date : 13.03.2018

3.12 Details of U.H.T.C.: Viraganoor Place 06 kms Distance from college.

Population covered by the UHC	24,209
It is affiliated to College Yes/No	Yes
Daily OPD	40+ per day OPD
Diagnostics camps	Yes
Survey/MCH/Immunization/FP registers	Available
Specialist visits if any	Yes
No. of Students and interns posted in batches of	Not applicable
Deficiency if any	Nil

3.13 CONDUCT OF III MBBS EXAMINATION_ (only for recognition under 11(2))

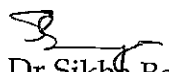
CONDUCT OF III MBBS EXAMINATION_ (only for recognition under 11(2))


- University which conducts Examination: **TN DR.MGR MEDICAL UNIVERSITY, CHENNAI**
- No. of Candidates appeared in Examination: **140**
- The III MBBS examination (Part-II) was conducted satisfactorily:
- Centre for written/practical examination: **Velammal Medical College Hospital & Research Institute, Madurai**
- Was the standard sufficient for MBBS Examination as required by Regulations of the Medical Council of India?


Dr. Chittaranjan Roy
Co-ordinator

Signatures of the Assessors


Dr. Anup Das


Dr. Sikha Banerjee


Prof. R.M. Raja Muthiah
Velammal Medical College Hospital
Dr. R.M. Raja Muthiah
Madurai-625 007
Anup Das, Dr. Chittaranjan Roy, Dr. Sikha Banerjee, Dr. R.M. Raja Muthiah

Date : 13.03.2018


Medical College-Staff Strength:

Name of College: VELAMMAL MEDICAL COLLEGE, HOSPITAL & RESEARCH INSTITUTE


Number of students - PG Courses (Yes/No)


Calculation Sheet (Date: 12th & 13th of March 2018)


Department	Designation	Requirement as per MSR (UG)	Additional faculty required for running PG courses (if any)	Total (UG + PG)	Accepted	Deficiency
Anatomy	Professor	1	-	1	3	Nil
	Assoc. Prof.	1	-	1	1	Nil
	Asstt.Prof.	2	-	2	1	1 deficiency compensated by extra Professor
	Tutor	3	-	3	4	Nil
	Professor	1	-	1	3	Nil
Physiology	Assoc. Prof.	1	-	1	1	Nil
	Asstt.Prof.	2	-	2	3	Nil
	Tutor	3	-	3	4	Nil
	Professor	1	-	1	2	Nil
Biochemistry	Professor	1	-	1	2	Nil


Dr. Chittaranjan Roy
Co-ordinator

Signatures of the Assessors


Dr. Anup Das


Dr. Sikha Banerjee


Dr. R.M. Raja Muthiah
Velammal Medical College & Hospital
Signatures of Dean/Principal,
Velammal Medical College & Hospital

Date: 13.03.2018

	Assoc. Prof.	1	-	1	0	1 deficiency compensated by extra Professor
	Asstt.Prof.	2	-	2	4	Nil
	Tutor	4	-	4	3	1 deficiency compensated by extra Assistant Professor
		1	-	1	2	Nil
Pharmacology	Professor	1	-	1	1	Nil
	Assoc. Prof.	2	-	2	2	Nil
	Asstt.Prof.	3	-	3	5	Nil
	Tutor	1	-	1	2	Nil
Pathology	Professor	3	-	3	3	Nil
	Assoc. Prof.	3	-	3	3	Nil
	Asstt.Prof.	3	-	3	4	Nil
	Tutor	5	-	5	5	Nil
Microbiology	Professor	1	-	1	1	Nil
	Assoc. Prof.	1	-	1	1	Nil
	Asstt.Prof.	2	-	2	3	Nil
	Tutor	4	-	4	5	Nil
Forensic Medicine	Professor	1	-	1	2	Nil

Dr.Chittaranjan Roy
Co-ordinator

Signatures of the Assessors


Dr.Anup Das

Dr.Sikha Banerjee


Date : 13.03.2018

Prof. R.M. RAJA MUTHIAH, M.S.Med.,
Velammal Medical College and Hospital,
Madurai.
Signatures of Dean/Principal


	Assoc. Prof.	1	-	1	0	1 deficiency compensated by extra Professor
	Asstt.Prof.	1	-	1	2	Nil
	Tutor	3	-	3	4	Nil
Community Medicine	Professor	1	-	1	2	Nil
	Assoc. Prof.	2	-	2	1	1 deficiency compensated by extra Professor
	Asstt.Prof.	3	-	3	3	Nil
	Epidemio-Logist-Cum-Asstt.Prof.	1	-	1	1	Nil
	Statistician-Cum-Tutor	1	-	1	1	Nil
	Tutor	4	-	4	5	Nil
	Professor	1	-	1	2	Nil
General Medicine	Assoc. Prof.	4	-	4	5	Nil
	Asstt.Prof.	5	-	5	10	Nil
	Sr. Resident	5	-	5	14	Nil
	Jr. Resident	10	-	10	15	Nil
	Professor	1	-	1	3	Nil
Paediatrics						


Dr. Chittaranjan Roy
Co-ordinator
Signatures of the Assessors


Dr. Anup Das


Dr. Sikha Banerjee


Date : 13.03.2018


Dr. R.M. Raja Muthiah
Anup
Signatures of Dean/Principal

	Assoc. Prof.	2	-	2	1	1 deficiency compensated by extra Professor
	Asstt.Prof.	3	-	3	6	Nil
	Sr. Resident	3	-	3	7	Nil
	Jr. Resident	6	-	6	11	Nil
Tuberculosis & Respiratory Diseases	Professor	1	-	1	1	Nil
	Assoc. Prof.	0	-	0	0	Nil
	Asstt.Prof.	1	-	1	2	Nil
	Sr. Resident	1	-	1	2	Nil
	Jr. Resident	1	-	1	5	Nil
Dermatology, Venereology & Leprosy	Professor	0	-	0	1	Nil
	Assoc. Prof.	1	-	1	0	1 deficiency compensated by Professor
	Asstt.Prof.	1	-	1	2	Nil
	Sr. Resident	1	-	1	4	Nil
	Jr. Resident	1	-	1	6	Nil
Psychiatry	Professor	0	-	0	1	Nil


Dr. Chittaranjan Roy
Co-ordinator


Dr. Anup Das


Dr. Sikha Banerjee


Dr. R.M. Raja Muthiah

Signatures of the Assessors

Date : 13.03.2018


Medical Officer in Charge
Anup Das, Medical Officer in Charge
15 009

	Assoc. Prof.	1	-	1	0	1 deficiency compensated by Professor
	Asstt.Prof.	1	-	1	2	Nil
	Sr. Resident	1	-	1	1	Nil
	Jr. Resident	1	-	1	6	Nil
General Surgery	Professor	1	-	1	2	Nil
	Assoc. Prof.	4	-	4	3	1 deficiency compensated by extra Professor
	Asstt.Prof.	5	-	5	14	Nil
	Sr. Resident	5	-	5	11	Nil
	Jr. Resident	10	-	10	16	Nil
	Professor	1	-	1	3	Nil
Orthopaedics	Assoc. Prof.	2	-	2	0	2 deficiency compensated by 2 extra Professors
	Asstt.Prof.	3	-	3	8	Nil
	Sr. Resident	3	-	3	3	Nil
	Jr. Resident	6	-	6	10	Nil
	Professor	1	-	1	1	Nil
Oto-Rhino-	Professor	1	-	1	1	Nil


Dr. Chittaranjan Roy
Co-ordinator


Dr. Anup Das


Dr. Sikha Banerjee


Dr. R.M. Raja Muthiah

Signatures of the Assessors

Date : 13.03.2018

Signatures of Dean/Principal
Anup Das, M. S. Das, (TV) 928 888

Laryngology	Assoc. Prof.	1	-	1	2	Nil
	Asstt.Prof.	1	-	1	1	Nil
	Sr. Resident	1	-	1	1	Nil
	Jr. Resident	1	-	1	1	Nil
Ophthalmology	Professor	1	-	1	5	Nil
	Assoc. Prof.	1	-	1	2	Nil
		1	-	1	0	1 deficiency compensated by extra Professor
	Asstt.Prof.	1	-	1	1	Nil
	Sr. Resident	1	-	1	2	Nil
	Jr. Resident	1	-	1	6	Nil
Obstetrics & Gynaecology	Professor	1	-	1	2	Nil
	Assoc. Prof.	2	-	2	2	Nil
	Asstt.Prof.	3	-	3	5	Nil
	Sr. Resident	3	-	3	5	Nil
	Jr. Resident	6	-	6	13	Nil
	Professor	1	-	1	5	Nil
Anaesthesiology	Assoc. Prof.	3	-	3	1	2 deficiency compensated by 2 extra Professors

Dr. Chittaranjan Roy
Co-ordinator

Signatures of the Assessors

Dr. Anup Das

Dr. Sikha Banerjee

Dr. R.M. Raja Muthiah

Date : 13.03.2018

Signatures of Dean/Principal

Anup Das

	Asstt.Prof.	5	-	5	12	Nil
	Sr. Resident	3	-	3	11	Nil
	Jr. Resident	6	-	6	7	Nil
Radio-Diagnosis	Professor	1	-	1	1	Nil
	Assoc. Prof.	1	-	1	2	Nil
	Asstt.Prof.	1	-	1	3	Nil
	Sr. Resident	3	-	3	5	Nil
Dentistry	Professor	1	-	1	1	Nil
	Assoc. Prof.	1	-	1	1	Nil
	Asstt.Prof.	1	-	1	3	Nil
	JR	1	-	1	3	Nil

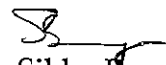


Dr.Chittaranjan Roy
Co-ordinator

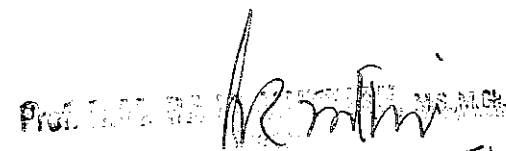
Signatures of the Assessors



Dr.Anup Das



Dr.Sikha Banerjee



Dr.R.M.Raja Muthiah

Signatures of Dean/Principal
Anup Das, 13.03.2018

Date : 13.03.2018

Notes:**For purpose of working out the deficiency:**

(1) The deficiency of teaching faculty and Resident Doctors shall be counted separately.

(A) For Teaching Faculty:


- (a) For calculating the deficiency of faculty, Prof., Assoc Prof., Asst. Prof & Tutor in respective departments shall be counted together.
- (b) Any excess teaching faculty in higher cadre can compensate the deficiency of lower cadre of the same department only.
- (c) Any excess teaching faculty of lower cadre/ category in any department cannot compensate the deficiency of any teaching faculty in the higher cadre/category of the same department or any other department. e.g. excess of Assistant Professor cannot compensate the deficiency of Associate Professor or Professor.
- (d) Excess/Extra teaching faculty of any department cannot compensate the deficiency of any teaching faculty in any other department.


(B) For Resident Doctors:

- (a) Excess of SR can be compensated to the deficiency of JR of the same department only.
- (b) Excess SR/JR of any department cannot compensate the deficiency of SR/JR in any other department.
- (c) Any excess of JR cannot compensate the deficiency of SR in same or any other department.
- (d) Any excess/ extra teaching faculty of same or any other department cannot compensate the deficiency of SR/JR. e.g. excess of Assistant Professor cannot compensate the deficiency of SR or JR.

(2) A separate department of Dentistry/Dental faculty is not required where a dental college is available in same campus/city and run by the same management.

(3) Colleges running PG program require additional staff, beds & other requirements as per the PG Regulations – 2000.


Dr. Chittaranjan Roy
Co-ordinator



Dr. Anup Das


Dr. Sikha Banerjee


Dr. R.M. Raja Muthiah

Signatures of the Assessors

Date : 13.03.2018


Anup Das
Signatures of Dean/Principal

3.15 Details of Faculty/Residents not counted/accepted.

(Only faculty/residents who signed attendance sheet before 11:00 am on the first day of assessment should be verified. (In case of Junior Residents/Senior Residents on night duty, 12:00 noon.) No verification of Declaration forms should be done for the faculty/residents coming after 11:00 am of the first day of assessment)

Sr. No	Name	Designation	Department	Remarks/Reasons for Not Considering

3.16 1) Deficiency of Teaching Faculty: NIL

2) Deficiency of Resident doctors: NIL

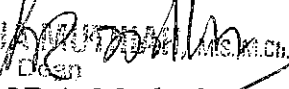

Dr. Chittaranjan Roy
Co-ordinator

Signatures of the Assessors


Dr. Anup Das


Dr. Sikha Banerjee


Date : 13.03.2018


Prof. R.M. RAJA MUTHIAH, M.S., M.Ch.,
Dean
Velammal Medical College Hospital
and Research Institute
"Velammal Villages"
Madurai-Tuticorin Bypass Road
Anuppanadi, Madurai (TN)-625 009
Signatures of Dean/Principal

Summary of Assessment


1. Velammal Medical College Hospital & Research Institute, Madurai is run by TRUST
1. The college has got LOP from GOI/MCI with intake of 150 seats for last academic year 2013-14.
2. Type of assessment: **Recognition** U/S 11(2) IMC Act, 1956 No. of seats: 150
3. PG courses : Yes/ No
4. Deficiency of teaching staff if any:
Shortage of teaching faculty is **NIL**
5. Deficiency of resident doctors if any:
Shortage of resident doctors is **NIL**
6. Deficiency of the infrastructure of college and hospital If any: Pl. mention category wise;
7. Deficiency of clinical material If any: Pl mention category wise;
8. Any other Remarks

Received All form
from Assessors.



Dr. Chittaranjan Roy
Co-ordinator

Signatures of the Assessors


Dr. Anup Das


Dr. Sikha Banerjee

Date: 13.03.2018


Dr. R.M. Raja Muthiah
Signatures of Dean/Principal
Anuppanadi

MEDICAL COUNCIL OF INDIA

STANDARD INSPECTION FORM

FORM - C


04/159546/18
26/2/18


On the

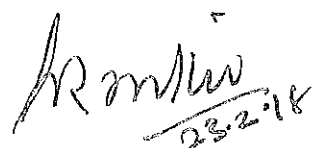
Final M.B.B.S. Examination of Dr. MGR Medical University,
Chennai

In the subject of
GENERAL SURGERY
held at

Velammal Medical College, Hospital and Research Institute,
Place Madurai, Tamilnadu


Dr. Dharmesh Vasavada
23rd February 2018


Dr O P Mishra
(Co-Ordinator)
23.2.18


Dr. R. M. Raja Muthaiah, MS, MCh.,
Dean
Velammal Medical College Hospital
and Research Institute
Madurai-625 009

1. Date of Inspection : 23rd February 2018
- Names of Inspectors
- Dr. O.P. Mishra (Co-ordinator)
Professor, Deptt. of Paediatrics,
Institute of Medical Sciences,
BHU, Varanasi, Uttar Pradesh.
Mob- 9415251328
Email: opmpedia@yahoo.co.uk
- Dr. Dharmesh Vasavada,
Professor, Deptt. of Surgery
M.P. Shah Medical College,
Jamnagar, Gujarat.
Mob - 09879669591
Email - dvasavada@rediffmail.com
2. Date of last Inspection/Visitation : 21-03-2017
3. Name of last inspectors/Visitors : 1. DR. ABHIMANYU BASU, PROFESSOR,
DEPARTMENT OF GENERAL SURGERY,
2. Dr. GEETA PACHORI, PROFESSOR & HOD,
DEPARTMENT OF PATHOLOGY
3. DR. BIJENDRA KUMAR BINAWARA,
PROFESSOR & HOD,
DEPARTMENT OF PHYSIOLOGY
- 4.


Defects pointed out in the last inspection/visitation if any	Remarks by the University
Nil	


A. **Scheme of Examination**

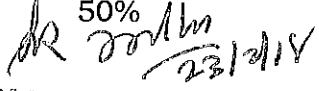
- | | | |
|----|-----------------------|-----|
| 1. | Theory Marks allotted | 120 |
| 2. | Clinical/practical | 100 |
| 3. | Oral | 20 |
| 4. | Internal Marks | 60 |

Minimum marks for
Passing the Exam.

50%


Dr Dharmesh Vasavada
23rd February 2018


Dr O P Mishra
(Co-Ordinator)


Dr. R.M. Raja Muthaiah, MS, M.Ch.,
Dean
Velammal Medical College Hospital
and Research Institute
Madurai-625 006

- c) What is the standard displayed in the answers. Not available as central evaluation is done by the university
- d) What is the nature of assessment. Assessment of theory knowledge understanding of the problems and ability for writing correct information.
- e) What is the minimum percentage necessary for passing the theory examination 50%
- f) What percentage of marks obtained at periodical examinations conducted during the course is carried forwarded to the final examination. 20%
(Annexure - E)
- g) Method of assessment of examination conducted During the course of study to be clearly stated. By periodic Theory tests and ward Examination
(Annexure - F)
- h) How has it influenced the result at the final examination: It is essential to obtain 35% marks in internal assessment to be eligible to appear at Final Examination and Contributes 20% of total Final Examination marks

II. Practical/clinical

How is the practical examination conducted give details.

The practical examinations were conducted in the respective words of General Surgery in the Batches from 22 to 27 February, 2018 with 23 students per day for 5 days and 25 students on sixth day. University practical time table is attached (Annexure- G). Examination is taken by total no of 4 examiners. Out of total 4 examiners, 2 are Internal and 2 are External.

Does the practical cover the different branches of the subject?

Yes


- a) Time allotted for section. Long case 20 Mins
Short case 10 min.
Viva 10 min.



Dr Dharmesh Vasavada
23rd February 2018



Dr O P Mishra
(Co-Ordinator)



Dr. R.M. Raja Muthaiah, M.S., M.Ch.,
Dean
Velammal Medical College Hospital
and Research Institute
Madurai-625 000

b) Examiners

	Names & qualification	Designation	Experience as examiner
Internal	1. Dr.M.Gopinath	Prof. Of Gen. Surgery Velammal Medical College, Madurai	10 Years
	2. Dr. Shanmuganathan S	Prof. of Orthopaedics Velammal Medical College, Madurai	20 Years
External	Dr. Suhas	Prof. of General Surgery Asram, Elluru, Andra Pradesh	5 Years
	Dr. Karpagavel	Asso. Prof. of Gen. Surgery CSI Medical College, Karakkonam, Kerala	4 Years

Mode & conduct of practical.

Is it in batches or otherwise.

In Batches

c) Are there other centers where the
Examination is conducted by the same University? Yes

If so, where?

In all the Medical Colleges under Dr. MGR Medical University, Chennai

i) Do the same examiners conduct the examination in other centers too?
No

ii) If not what steps are taken to ensure uniformity of standard.
Examiners are appointed by the University, theory answer sheets are bar
coded and central evaluation is done. Marking pattern is same for all the
centers.

d) Date of Examination: 22 to 27 February, 2018

e) Date and time when the examination was inspected.

23rd February, 2018 9:00AM to 4:00PM

Dr Dharmesh Vasavada
23rd February 2018

Dr O P Mishra
(Co-Ordinator)

Dr. R.M. Raja Muthaiah
Dean
Velammal Medical College Hospital
and Research Institute
Madurai-625 009

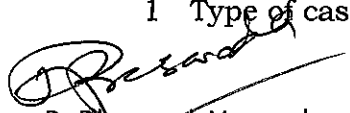
- f) Are the invigilation arrangements satisfactory? Yes
- g) No. of candidates appeared. 23
- h) Number & type of questions (a copy of the question paper may be attached)
Question paper enclosed. Satisfactory
- i) What is the minimum percentage of required for passing. 50%


Clinical

1. Date of Examination.: 22 to 27 February, 2018
2. Date & time when the examination was inspected. 23rd February 9.00 AM to 4.00 PM
3. Are the invigilation arrangements satisfactory? Yes
4. No. of candidates appeared: 23
5. Long cases : 11
6. Type of cases given (list may be attached) List enclosed
Annexure H
7. Time allotted for study of the case. Long case 30 min,
Short case 15 min
8. Nature of Discussion of case by the candidate Satisfactory
9. Time of discussion
Long case 20 min
Short Case 10 Min
Viva 10 mins
10. Was the discussion fair, searching and sufficient practical? Yes

Short Cases

- 1 Type of cases given (List may be attached). :


Dr Dharmesh Vasavada
23rd February 2018


Dr O P Mishra
(Co-Ordinator)

List enclosed
Annexure H


Dr. R. M. Raja Muthalaj
Dean


Velammal Medical College Hospital
and Research Institute
Madurai-625 002

- 2 How many cases were given to each candidate? Two
- 3 How long did examination in short cases last for each Candidate?
10 in for each case
- 4 Standard displayed by the candidates in general in the clinical part of the examination.
Satisfactory
- 5 How was the assessment done? Presentation and discussion.
- 6 Was it done jointly by more than one Examiner?
Yes in surgery. In Orthopaedic there is only one internal examiner.
- 7 How many marks are allotted for clinical examination? 100 marks
- 8 What is the minimum percentage for passing the clinical part?
50%
- 9 Are marks obtained in any other part of the examination added on to that obtained in the clinical examination?
Yes (Internal assessment)
- 10 Are marks given for clinical works done in the wards added on to the marks obtained in the clinical examination?
Yes (Internal assessment) Copy of internal assessment submitted by department is attached **Annexure F**
- 11 If so, to what extent?
20%
- 12 How has it influenced the result at the final examination?
Contributes 20% in the Final Examination marks.


(Method of assessment of clinical work in the wards may be clearly stated).

VIVA-VOICE

1. What did it consist of : Surgical Anatomy, Pathological Specimens, X-Ray
(Give extent of coverage of subject) and Instruments, Operative Surgery, orthopaedics)


Dr Dharmesh Vasavada
23rd February 2018


Dr O P Mishra
(Co-Ordinator)


Dr. R.M. Raja Muthaiah
Dean
Velammal Medical College Hospital
and Research Institute
Madurai-625 002

2. How was it conducted? The candidate has to appear in front of two viva tables
3. What was the standard? Satisfactory
4. What was the nature of assessment? Interpretation and Discussion.
5. Was it done jointly by more than one examiner? Yes
6. How are the marks obtained in different parts of the examination grouped?
(Theory + Viva) +
(Clinical/Practical i.e. Long case and Short cases) +
Internal assesement = TOTAL
7. What is the minimum for passing in each and in the grand total?
 50%

8. Results for the last three years.

Year	Students appeared	Students passed
NA	NA	NA
NA	NA	NA
NA	NA	NA

9. No. of students appeared? Not Applicable.
10. No. of students passed? Not Applicable.
11. Other remarks if any.


Conclusions :

Was the examination conducted satisfactorily? YES


Observations of the assessors are to be made in assessment report only.


Was the standard sufficient for the M.B.B.S. examination as required by Regulations of the Medical Council of India? YES

Observations of the assessors are to be made in assessment report only.



Dr Dharmesh Vasavada
23rd February 2018


23.2.18
Dr O P Mishra
(Co-Ordinator)


23.2.18
Dr. R. M. Raja Muthajiah, MS, M.Ch.,
Dean
Velammal Medical College Hospital
and Research Institute
Medical College Road

MEDICAL COUNCIL OF INDIA

STANDARD INSPECTION FORM

FORM - C

On the

Final M.B.B.S. Examination of Dr. MGR Medical University,

Chennai


In the subject of


OBSTETRICS AND GYNAECOLOGY


held at

Velammal Medical College, Hospital and Research Institute,

Place Madurai, Tamilnadu


Dr Dhanmesh Vasavada
23rd February 2018

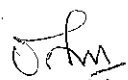

Dr O P Mishra
(Co-Ordinator)
23.2.18

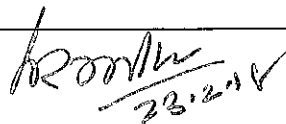

23.2.18
Dr. R. M. Raja Muthiah MS, M.Ch.,
Dean
Velammal Medical College Hospital
and Research Institute
Madurai-625 009

1. Date of Inspection : 23rd February 2018
2. Names of Inspectors : Dr. O.P. Mishra (Co-ordinator)
Professor, Deptt. of Paediatrics,
Institute of Medical Sciences,
BHU, Varanasi, Uttar Pradesh.
Mob- 9415251328
Email: opmpedia@yahoo.co.uk
- Dr. Dharmesh Vasavada,
Professor, Deptt. of Surgery
M.P. Shah Medical College,
Jamnagar, Gujarat.
Mob - 09879669591
Email - dvasavada@rediffmail.com
3. Date of last Inspection/Visitation : 21-03-2017
4. Name of last inspectors/Visitors : 1. DR. Abhimanyu Basu, Professor,
Department of General Surgery,
2. Dr. Geeta Pachori, Professor & HOD,
Department of Pathology
3. DR. Bijendra Kumar Binawara,
Professor & HOD,
Department of Physiology

Defects pointed out in the last inspection/visitation if any	Remarks by the University
This is first exam inspection for recognition of award of 150 seats.	


Dr. Dharmesh Vasavada
23rd February 2018


Dr. O.P. Mishra
(Co-Ordinator)


Dr. R.M. Raja Muthalah
Dean
Vehement Medical College Hospital
and Research Institute
Madurai-625 005

A. Scheme of Examination

1.	Theory Marks allotted	80
2.	Clinical/practical	50
3.	Oral	30
4.	Internal Marks	40
	Minimum marks for Passing the Exam.	50%

B. Theory**Annexure A**

1. Theory paper	Subject	Time for the paper (1 copy of each of the papers may be attached).
No. 1	Obstetrics & Gynaecology Paper I Obstetrics including Social Obstetrics	3 hours
No. 2	Obstetrics & Gynaecology Paper I Gynaecology, Family Welfare and Demography	3 hours


2. Dates on which conducted : Obstetrics & Gynaecology – I
- 08.02.2018
Obstetrics & Gynaecology – II
- 09.02.2018
University Theory Examination time table is attached as **Annexure – B**


3. Where conducted : 598-Velamalai Medical College,
Madurai - 625009

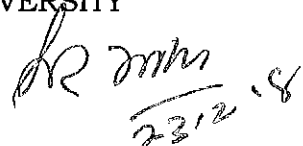
4. Invigilation arrangements : Satisfactory (by UNIVERSITY)
Annexure – C

5. No. of candidates appeared : 140

6. Papers setters : Confidential and by UNIVERSITY
Annexure – D


Dr Dharmesh Vasavada
23rd February 2018


Dr O P Mishra
(Co-Ordinator)


Dr. R.M. Raja Muthaiah, M.B.B.S.,
Dean Dean
Velamalai Medical College Hospital
and Research Institute
Madurai-625 009

Name & qualification	Designation	Experience as Examiner
Confidential & Not Provided		

Remarks by the Inspectors/Visitors regarding

- a) Nature of the questions. Long questions , short questions and short notes
- b) Do they cover the whole field of prescribed curriculum Covers the important field of prescribed curriculum
- a) What is the standard displayed in the answers. Not available as central evaluation is done by the university
- c) What is the nature of assessment. Assessment of theory knowledge understanding of the problems and ability for writing correct information.
- d) What is the minimum percentage necessary for passing the theory examination 50%
- e) What percentage of marks obtained at periodical examinations conducted during the course is carried forwarded to the final examination. 20%
- (Annexure - E)
- f) Method of assessment of examination conducted During the course of study to be clearly stated. By periodic Theory tests and ward Examination (Annexure - F)
- g) How has it influenced the result at the final examination: It is essential to obtain 35% marks to be eligible to appear at Final Examination and Contributes 20% in the Final Examination marks

II. Practical/clinical

How is the practical examination conducted give details.

The practical examinations were conducted in the respective words of Obstetrics and Gynaecology in the Batches form 22 to 27 February, 2018 with 23 students per day for 5 days and 25 students on sixth day. University practical time table is attached

(Annexure- G)

Dr Dharmesh Vasavada
23rd February 2018

Dr O P Mishra
(Co-Ordinator)

Dr. Dr. R.M. Raja Muthiah MS, M.Ch.,
Dean Dean
Velammal Medical College Hospital
and Research Institute
Madurai-625 009

Does the practical cover the different branches of the subject?
Yes

a) Time allotted for section.

Long case 20 Mins

Short case 10 min.

Viva 10 min.

b) Examiners

	Names & qualification	Designation	Experience as examiner
Internal	1. Prof . Rajarajeshwari , M.D . D.G.O	Professor & HOD Dept of OBG , Velammal Medical College, Madurai	5 Years as UG 11 Years as PG working as HOD at VMCH for 6 years
	2. Prof . Sumathi M.D	Professor, Government Madurai Medical College, Madurai	6 years as UG examiner 3 years as PG examiner
External	1 Dr.Sesha Sai,M.D.	Professor and HOD of OBG, Apollo Medical College, Chittur, Andhra Pradesh	25 years as UG examiner
	2. Dr. Shankar, M.D.	Professor of OBG Vijaya Nagara Inst of Medical Sciences(VIMS) Bellary , Karnataka Government Autonomous Medical College Bellari	23 years as UG examiner 19 years as PG examiner

Mode & conduct of practical.

Is it in batches or otherwise.

In Batches

c) Are there other centers where the

Examination is conducted by the same University?

Yes

If so, where?

In all the Medical Colleges under Dr. MGR Medical University, Chennai

h) Do the same examiners conduct the examination in other centers too?

No

Dr Dhanu Vasavada
23rd February 2018

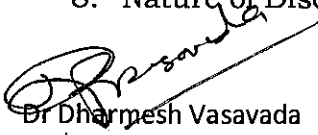
Dr O P Mishra
(Co-Ordinator)


Dr. R.M. Raja Muthaiah
Dean
Velammal Medical College Hospital
(and Research Institute)
Madurai-625 006


- ii) If not what steps are taken to ensure uniformity of standard.
Examiners are appointed by the University, theory answer sheets are bar coded and central evaluation is done. Marking pattern is same for all the centers.
- d) Date of Examination: 22 to 27 February, 2018
- e) Date and time when the examination was inspected.
23rd February, 2018 9:00AM to 4:00PM
- f) Are the invigilation arrangements satisfactory? Yes
- g) No. of candidates appeared. 25
- h) Number & type of questions (a copy of the question paper may be attached)
Question paper enclosed. Satisfactory
- i) What is the minimum percentage of required for passing. 50%

Clinical

1. Date of Examination.: 22 to 27 February, 2018
2. Date & time when the examination was inspected. 23rd February 9.00 AM to 4.00 PM
3. Are the invigilation arrangements satisfactory? Yes
4. No. of candidates appeared: 25
5. Long cases : 13
6. Type of cases given (list may be attached) List enclosed
Annexure H
7. Time allotted for study of the case. Long case 30 min,
Short case 15 min
8. Nature of Discussion of case by the candidate Satisfactory


Dr Dharmesh Vasavada
23rd February 2018


Dr O P Mishra
(Co-Ordinator)


Dr. R. M. Raja Muthaiah, M.Ch.,
Dean Dean
Velammal Medical College Hospital
and Research Institute
Medurai-625 009

9. Time of discussion


Long case	20 min
Short Case	10 Min
Viva	10 mins


10. Was the discussion fair, searching and sufficient practical? Yes

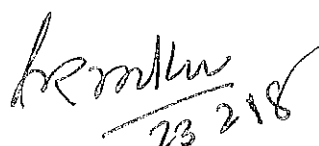
Short Cases

- 1 Type of cases given (List may be attached). : List enclosed
Annexure H
- 2 How many cases were given to each candidate? One
- 3 How long did examination in short cases last for each Candidate?
10 in for each case
- 4 Standard displayed by the candidates in general in the clinical part of the examination.
Satisfactory
- 5 How was the assessment done? Presentation and discussion.
- 6 Was it done jointly by more than one Examiner?
Yes
- 7 How many marks are allotted for clinical examination? 100 marks
- 8 What is the minimum percentage for passing the clinical part?
50%
- 9 Are marks obtained in any other part of the examination added on to that obtained in the clinical examination?
Yes (Internal assessment)
- 10 Are marks given for clinical works done in the wards added on to the marks obtained in the clinical examination?
Yes (Internal assessment) Copy of internal assessment submitted by department is attached
Annexure F
- 11 If so, to what extent?

20%


Dr Dharmesh Vasavada
23rd February 2018


Dr O P Mishra
(Co-Ordinator)


23 218
Dr. R.M. Raja Muthaiah
Dean
Voluntary Medical Council, Hosp. for
and Person in India
Mumbai-400 001

12 How has it influenced the result at the final examination?

Contributes 20% in the Final Examination marks.

(Method of assessment of clinical work in the wards may be clearly stated).

VIVA-VOICE

1. What did it consist of
(Give extent of coverage of subject) Pelvis & Fetal Skull , Specimens, Instruments, X-rays, FP Devices, Drugs
2. How was it conducted? The candidate has to appear in front of two viva tables
3. What was the standard? Satisfactory
4. What was the nature of assessment? Interpretation and Discussion.
5. Was it done jointly by more than one examiner? Yes
6. How are the marks obtained in different parts of the examination grouped?
(Theory + Viva) +
(Clinical/Practical i.e. Long case and Short cases) +
Internal assessment = **TOTAL**
7. What is the minimum for passing in each and in the grand total?
50%
8. Results for the last three years.

Year	Students appeared	Students passed
NA	NA	NA
NA	NA	NA
NA	NA	NA

9. No. of students appeared? Not Applicable.
10. No. of students passed? Not Applicable.
11. Other remarks if any.

Conclusions :

Was the examination conducted satisfactorily?

YES

Observations of the assessors are to be made in assessment report only.


Dr Dharmesh Vasavada
23rd February 2018

Dr O P Mishra
(Co-Ordinator)


Dr. R. M. Raja Muthalah
Dean Dean
Velammal Medical College Hospital
and Research Institute
Madurai-625 009

Was the standard sufficient for the M.B.B.S. examination as required by
Regulations of the Medical Council of India?
YES

Observations of the assessors are to be made in assessment report only.




Dr Dharmesh Vasavada
23rd February 2018



Dr O P Mishra
(Co-Ordinator)

23.2.18



Dr. R.M. Raja Muthiah MS, M.Ch.,
Dean
Velammal Medical College Hospital
and Research Institute
Madurai-625 009

MEDICAL COUNCIL OF INDIA

STANDARD INSPECTION FORM

FORM - C

On the

Final M.B.B.S. Examination of Dr. MGR Medical University,

Chennai

In the subject of


GENERAL MEDICINE


held at

Velammal Medical College, Hospital and Research Institute,

Place Madurai, Tamilnadu


Dr Dharmesh Vasavada
23rd February 2018


Dr O P Mishra
(Co-Ordinator)
23.2.2018


Dr. R-M. Raja Muthaiah
Dean, M.D.,
Velammal Medical College Hospital
and Research Institute


1. Date of Inspection : 23rd February 2018
- Names of Inspectors
- Dr. O.P. Mishra** (Co-ordinator)
 Professor, Deptt. of Paediatrics,
 Institute of Medical Sciences,
BHU, Varanasi, Uttar Pradesh.
 Mob- 9415251328
 Email: opmpedia@yahoo.co.uk
- Dr. Dharmesh Vasavada,**
 Professor, Deptt. of Surgery
 M.P. Shah Medical College,
 Jamnagar, Gujarat.
 Mob - 09879669591
 Email - dvasavada@rediffmail.com
2. Date of last Inspection/Visitation : 21-03-2017
3. Name of last inspectors/Visitors : 1. DR. ABHIMANYU BASU, PROFESSOR,
 DEPARTMENT OF GENERAL SURGERY,
 2. Dr. GEETA PACHORI, PROFESSOR & HOD,
 DEPARTMENT OF PATHOLOGY
 3. DR. BIJENDRA KUMAR BINAWARA,
 PROFESSOR & HOD,
 DEPARTMENT OF PHYSIOLOGY
- 4.


Defects pointed out in the last inspection/visitation if any	Remarks by the University
Nil	


A. Scheme of Examination

- | | | |
|----|-----------------------|-----|
| 1. | Theory Marks allotted | 120 |
| 2. | Clinical/practical | 100 |
| 3. | Oral | 20 |
| 4. | Internal Marks | 60 |

Minimum marks for 50%
 Passing the Exam.


 Dr Dharmesh Vasavada
 23rd February 2018


 Dr O P Mishra
 (Co-Ordinator)


 Dr. R.M. Raja Muthaiah
 Dean
 Volammi Medical College Hospital
 and Research Institute
 Madurai 625 009

B. Theory**Annexure I**

1. Theory paper
- | | | |
|-------|--|--|
| | Subject | Time for the paper (1 copy of each of the papers may be attached). |
| No. 1 | General Medicine I | 3 Hours. |
| No. 2 | General Medicine II includeing Psychiatry
Dermatology and STD | 3 Hours. |
2. Dates on which conducted :
- Medicine 1 on 1th February 2018
Medicine 2 on 2nd February 2018
University Theory Examination time table is attached as **Annexure - II**
3. Where conducted : 598-Velammal Medical College,
Madurai - 625009
4. Invigilation arrangements : Satisfactory
Annexure - III
5. No. of candidates appeared : 140
6. Papers setters : Confidential paper setting and by the
UNIVERSITY


Name & qualification	Designation	Experience as Examiner


Remarks by the Inspectors/Visitors regarding

a) Nature of the questions.

2 Long questions of 10 marks each, 6 short questions of 5 marks each and 5 ultra short questions of 2 marks each


Dr. Dharmesh Vasavada
23rd February 2018


Dr O P Mishra
(Co-Ordinator)


Dr. R. M. Raja Muthaiah
Dean
Velammal Medical College Hospital
and Research Institute

- b) Do they cover the whole field of prescribed curriculum Yes
- c) What is the standard displayed in the answers. Not available as central evaluation is done by the university
- d) What is the nature of assessment. Subjective
- e) What is the minimum percentage necessary for passing the theory examination 50%
- f) What percentage of marks obtained at periodical examinations conducted during the course is carried forwarded to the final examination. 20%
- g) Method of assessment of examination conducted During the course of study to be clearly stated. Four internal assessments (theory and practicals) and one pre-final examination (theory and practicals) conducted during the course
- h) How has it influenced the result at the final examination: It is essential to obtain 35% marks in internal assessment to be eligible to appear at Final Examination and Contributes 20% of total Final Examination marks

II. Practical/clinical

How is the practical examination conducted give details.

The practical examinations were conducted in the respective wards of General Medicine in the Batches from 22 to 27 February, 2018 with 23 students per day for 5 days and 25 students on sixth day. University practical time table is attached (**Annexure- IV**). Examination is taken by total no of 4 examiners. Out of total 4 examiners, 2 are Internal and 2 are External.

Does the practical cover the different branches of the subject?

Yes


- a) Time allotted for section.

Long case: 1 x 45 min = 45 min


Short case: 2 x 15 min = 30 min

Spotters: 2 x 5 min = 10 mins.

OSCE: 5 x 4 min = 20 min.


Dr Dharmesh Vasavada
23rd February 2018


Dr O P Mishra
(Co-Ordinator)


Dr. R.M. Raja Muthaiah 23-2-18
Dean
Velammal Medical College Hospital
and Research Institute
Madurai, Tamil Nadu

b) Examiners : (Annexure V)

	Names & qualification	Designation	Experience as examiner
Internal	1. Dr.S. Chandrasekaran MD – General Medicine	Professor	12 Years
	2. Dr. R. Prabhakaran MD – General Medicine	Professor	7 Years
External	Dr. C. Ganesan MD – General Medicine	Associate Professor	7 Years
	Dr. Sripada Muvvagopal MD – General Medicine	Professor	21 Years

Mode & conduct of practical.

Is it in batches or otherwise.

In Batches of 23 /day
for 5 days and 25 on sixth day.c) Are there other centers where the
Examination is conducted by the same University? Yes

If so, where?

In all the Medical Colleges under Dr. MGR Medical University, Chennai

i) Do the same examiners conduct the examination in other centers too?
Noii) If not what steps are taken to ensure uniformity of standard.
Examiners are appointed by the University, theory answer sheets are bar
coded and central evaluation is done. Marking pattern is same for all the
centers.

d) Date of Examination:

22 to 27 February 2018

Dr Dharmesh Vasavada
23rd February 2018Dr O P Mishra
(Co-Ordinator)Dr. Dr. R.M. Raja Muthaiah
Dean
Velammal Medical College Hospital
and Research Institute
Madurai 625 006

e) Date and time when the examination was inspected.

23rd February, 2018 9:00AM to 4:00PM

f) Are the invigilation arrangements satisfactory? Yes

g) No. of candidates appeared. 23

h) Number & type of questions (a copy of the question paper may be attached)
Question paper enclosed. **(Annexure I)**

i) What is the minimum percentage of required for passing. 50%

Clinical

1. Date of Examination.: 22 to 27 February, 2018

2. Date & time when the examination was inspected. 23rd February 9.00 AM
to 4.00 PM

3. Are the invigilation arrangements satisfactory? Yes

4. No. of candidates appeared: 23

5. Long cases : 1 per candidate

6. Type of cases given (list may be attached) List enclosed
(Annexure VI)

7. Time allotted for study of the case. Long case 45 min

8. Nature of Discussion of case by the candidate Discussion covered
aspects of history, clinical findings, differential diagnosis
and management of the cases

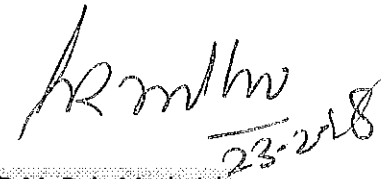
9. Time of discussion

Long case 20 min

10. Was the discussion fair, searching and sufficient practical? Yes


Dr Dharmesh Vasavada
23rd February 2018


Dr O P Mishra
(Co-Ordinator)



Dr. R.M. Raja Muthaiah
Dean
Velammal Medical College Hospital
and Research Institute

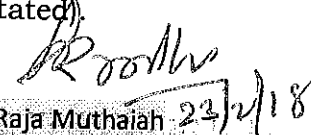
Short Cases

- 1 Type of cases given (List may be attached). : List enclosed
(Annexure VII)
- 2 How many cases were given to each candidate? Two cases,
Spotters – 5 marks each for 2 cases
OSCE – 20 marks (5 stations)
- 3 How long did examination in short cases last for each Candidate?
15 min for each case
- 4 Standard displayed by the candidates in general in the clinical part of
the examination.
Satisfactory
- 5 How was the assessment done? Case presentation and discussion.
- 6 Was it done jointly by more than one Examiner?
One internal and one external examiner
- 7 How many marks are allotted for clinical examination?
15 marks for each case
- 8 What is the minimum percentage for passing the clinical part?
50%
- 9 Are marks obtained in any other part of the examination added on to
that obtained in the clinical examination?
No
- 10 Are marks given for clinical works done in the wards added on to the
marks obtained in the clinical examination?
No
- 11 If so, to what extent?
Not applicable
- 12 How has it influenced the result at the final examination?
Not applicable

(Method of assessment of clinical work in the wards may be clearly stated)


Dr. Dharmesh Vasavada
23rd February 2018


Dr. O P Mishra
(Co-Ordinator)


Dr. R.M. Raja Muthaiah
Dean
Velammal Medical College Hospital
and Research Institute
Madurai-625 000

VIVA-VOICE (Annexure VIII)

1. What did it consist of :
 1. X-rays and ECGs
 2. Instruments
 3. Drugs
 4. Slides and charts
2. How was it conducted? One examiner for each station
3. What was the standard? Satisfactory
4. What was the nature of assessment? Interaction and Discussion.
5. Was it done jointly by more than one examiner? No
6. How are the marks obtained in different parts of the examination grouped?
Totaling of marks obtained in all four stations
7. What is the minimum for passing in each and in the grand total?
50% for theory, 50% for clinical and 50% for grand total

8. Results for the last three years.

Year	Students appeared	Students passed
NA	NA	NA
NA	NA	NA
NA	NA	NA


9. No. of students appeared? Not Applicable.
10. No. of students passed? Not Applicable.
11. Other remarks if any. No


Conclusions :


Was the examination conducted satisfactorily? YES


Observations of the assessors are to be made in assessment report only.

Was the standard sufficient for the M.B.B.S. examination as required by Regulations of the Medical Council of India? YES


Dr Dharmesh Vasavada
23rd February 2018


Dr O P Mishra
(Co-Ordinator)
23.2.2018


Dr. R.M. Raja Muthaiah
Dean
Velammal Medical College Hospital
and Research Institute



MEDICAL COUNCIL OF INDIA

STANDARD INSPECTION FORM

FORM – C

On the

Final M.B.B.S. Examination of


The Tamil Nadu Dr. M.G.R. Medical University, Chennai, Tamil Nadu


In the subject of


PAEDIATRICS

held at

Velammal Medical College Hospital & Research Institute,
"Velammal Village", Madurai – Tuticorin Ring Road,
Anuppanadi, Madurai – 625 009


Dr Dharmesh Vasavada
23rd February 2018


Dr O P Mishra
(Co-Ordinator)
23.2.2018


Dr. R.M. Raja Muthaiah
Dr. R.M. RAJA MUTIRAM, MS, M.Ch.,
Dean
Velammal Medical College Hospital
and Research Institute
Madurai-625 009

1. Date of Inspection : 23rd February 2018

2. Names of Inspectors **Dr. O.P. Mishra** (Co-ordinator)
Professor, Deptt. of Paediatrics,
Institute of Medical Sciences,
BHU, Varanasi, Uttar Pradesh.
Mob- 9415251328
Email: opmpedia@yahoo.co.uk

Dr. Dharmesh Vasavada,
Professor, Deptt. of Surgery
M.P. Shah Medical College,
Jamnagar, Gujarat.
Mob – 09879669591
Email – dvasavada@rediffmail.com

3. Date of last Inspection / Visitation : **21.03.2017**


4. Name of last inspectors / Visitors :


Dr. Abhimanyu Basu
Professor, Department of General Surgery
Institute of Postgraduate Education &
medical Research Kolkata, West Bengal


Dr. Geeta Pachori
Professor & HOD, Department of Pathology
Jawaharlal Nehru Medical College
Ajmer, Rajasthan

Dr. Bijendra Kumar Binawara
Professor & HOD, Department of
Physiology
Sadar Patal medical College
Bikaner, Rajasthan

Defects pointed out in the last inspection / visitation if any	Remarks by the University
-	-


Dr. Dharmesh Vasavada
23rd February 2018


Dr O P Mishra
(Co-Ordinator)


Dr. R.M. Raja Muthaiah 23.2.18
Dean
Velammal Medical College Hospital
and Research Institute
Madurai-625 009

A. Scheme of Examination**Marks allotted**

- | | |
|-------------------------|----------|
| 1. Theory | 40 marks |
| 2. Clinical / practical | 30 marks |
| 3. Oral | 10 marks |
| 4. Internal assessment | 20 marks |

Minimum marks for passing the Exam. **50 %**

B. Theory (Annexure I)

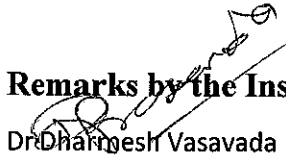
- | | | |
|-----------------|---------|--------------------|
| 1. Theory paper | Subject | Time for the paper |
|-----------------|---------|--------------------|
- (1 copy of each of the papers may be attached)


PAEDIATRICS INCLUDING NEONATOLOGY 3 hours (Annexure II)


2. Dates on which conducted : **12.02.2018**
1. 3. Where conducted : **598-Velammal Medical College,
Madurai - 625009**
4. Invigilation arrangements : **(Annexure III)**
5. No. of candidates appeared : **140**
6. Papers setters : **Confidential paper set in and by the
UNIVERSITY**

Name & Qualification	Designation	Experience as Examiner

Remarks by the Inspectors / Visitors regarding


Dr. Dharmesh Vasavada
23rd February 2018


Dr. O P Mishra
(Co-Ordinator)


Dr. R.M. Raja Muthaiah
Dean
Velammal Medical College Hospital
and Research Institute
Madurai-625 009

a. Nature of the questions

:Long Question – 1 x 10 = 10 Marks

Short Questions – 5 x 4 = 20 Marks

Small Questions – 5 x 2 = 10 Marks

b. Do they cover the whole field of prescribed curriculum ? Yes

c. What is the standard displayed in the answers ?

Not available as central evaluation is done by the university

d. What is the nature of assessment :

Subjective

e. What is the minimum percentage necessary for passing the theory examination

50 %

f. What percentage of marks obtained at periodical examinations conducted during the course is carried forwarded to the final examination ?


20%

g. Method of assessment of examination conducted During the course of study to be clearly stated :


Six internal assessments of theory examination and one pre-final clinical examination & assessment of clinical work by record (Log book)

h. How has it influenced the result at the final examination :

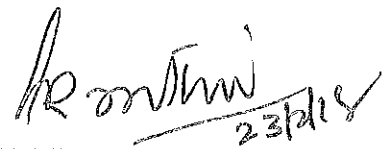
It is essential to obtain 35% marks in internal assessment to be eligible to appear at Final Examination and Contributes 20% of total Final Examination marks.



Dr Dharmesh Vasavada
23rd February 2018



Dr O P Mishra
(Co-Ordinator)



Dr. R.M. Raja Muthalah
Dean
Velammal Medical College Hospital
and Research Institute
Madurai-625 009

II. Practical / clinical

How is the practical examination conducted, given details.

The practical examinations were conducted in the respective wards of Paediatrics in Batches from 22 to 27 February, 2018 with 23 students per day for 5 days and 25 students on 24th February, 2018. University practical time table is attached (**Annexure- IV**). Examination is taken by total no of 4 examiners. Out of total 4 examiners, 2 are Internal and 2 are External.

Does the practical cover the different branches of the subject ? Yes

- a. Time allotted for section : Long case 35 min, Short case 20 min, spotters 20min, OSCE 10 min and viva 12 min (3 minutes at each station)
- b. Examiners (**Annexure V**) :

Name & Qualification	Designation & College	Experience as Examiner
INTERNALS		
Prof. Dr. G. Mathevan HOD MD., D.CH (Paediatrics)	Professor & HOD Department of Paediatrics Velammal Medical college, Hospital and Research Institute, Madurai.	20 Years
Dr. Balasubramanian, M.D., (22 nd -27 th)	Professor of Paediatrics Madurai Medical College Madurai 9443860550	7 years
EXTERNALS		
Dr. Geetha M.D., (22 nd -24 th)	Adl. Professor of Paediatrics Government Medical College Trivandrum Kerala 9847177478	10 years
Dr. Madhusudhan M.D., (22 nd -24 th)	Assoc Professor of Paediatrics B.R. Ambedkar Medical College Bangalore Karnataka 9448402032	5 years
Dr. Prakash M.D., (25 th -27 th)	Professor of Paediatrics Bangalore Medical College and Research Centre Bangalore Karnataka 9448466378	-

Dr. Dharmesh Vasavada
23rd February 2018

Dr O P Mishra
(Co-Ordinator)

Dr. R.M. Raja Muthalah
Dean
Velammal Medical College Hospital
and Research Institute
Madurai-625 009

Dr.K. Shreedhara Avabratha M.D., (25 th -27 th)	Professor of Paediatrics Father Muller Medical College and Research Centre Mangalore Karnataka 9448027147	-
--	---	---

Mode & conduct of practical is it in batches or otherwise. : 6 Batches

c) Are there other centers where the Examination is conducted by the same University ?
Yes

If so, where ?

Government Madurai Medical college and others colleges affiliated to Dr. M.G.R
Medical University

Do the same examiners conduct the examination in other centers too ? No.

ii) If not what steps are taken to ensure uniformity of standard.

Examiners are appointed by the University, theory answer sheets are bar coded and central evaluation is done. Marking pattern is same for all the centers.

d) Date of Examination
22 to 27 February, 2018

e) Date and time when the examination was inspected.
23rd February, 2018 9:00AM to 4:00PM

f) Are the invigilation arrangements satisfactory ?
Yes

g) No. Of candidates appeared 23 students

h) Number & type of questions (a copy of the question paper may be attached)

(Annexure D)

Dr Dharmesh Vasavada
23rd February 2018

Dr O P Mishra
(Co-Ordinator)

Dr. R.M. Raja Muthaiah
Dean
Velammi Medical College Hospital
and Research Institute
Madurai-625 009

i) What is the minimum percentage of required for passing – 50 %

Clinical

1. Date of Examination.

22.02.2018 – 27.02.2018

2. Date & time when the examination was inspected.
23rd February 9.00 AM to 4.00 PM

3. Are the invigilation arrangements satisfactory ? Yes

4. No. of candidates appeared 23 students

5. Long cases :

One long case of 13 marks

6. Type of cases given


(Annexure VI)

7. Time allotted for study of the case :

35 Minutes


Dr Dharmesh Vasavada
23rd February 2018


Dr O P Mishra
(Co-Ordinator)


23.2.18
Dr. R.M. Raja Muthaiah
B.E. B.M. RAO MUTHAIAH, M.S., M.Ch.,
Dean
Velammal Medical College Hospital
and Research Institute
Madurai-625 009

8. Nature of Discussion of case by the candidate

Case Presentation, clinical examination and demonstration of clinical signs and discussion of diagnosis and management

9. Time of discussion : 10 - 15 minutes per candidate

10. Was the discussion fair, searching and sufficient practical? Yes

Short cases

1. Type of case given (**Annexure VII**).

2. How many cases were given to each candidate?

Two

3. How long did examination in short cases last for each Candidate ?

10 min for each short case, spotters 20 minutes
OSCE 10 minutes

4. Standard displayed by the candidates in general in the clinical part of the examination.

Satisfactory

5. How was the assessment done ?


Case presentation and discussion


6. Was it done jointly by more than one Examiner ?

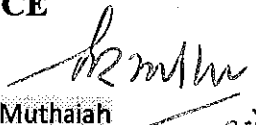
One internal and one external examiner

7. How many marks are allotted for clinical examination ?

6 marks for short case, 6 marks for spotters and 5 marks for OSCE


Dr Dharmesh Vasavada
23rd February 2018


Dr O P Mishra
(Co-Ordinator)


Dr. R.M. Raja Muthaiah
Dean
23.2.18
Dr. R.M. RAJA MUTHAIAH, MS, M.Ch.,
Dean
Velammal Medical College Hospital
and Research Institute
Madurai-625 009

8. What is the minimum percentage for passing the clinical part ?

50%

9. Are marks obtained in any other part of the examination added on to that obtained in the clinical examination ?

No

10. Are marks given for clinical works done in the wards added on to the marks obtained in the clinical examination ?

No

11. If so, to what extent ?

Not applicable

12. How has it influenced the result at the final examination ?

Not applicable

(Method of assessment of clinical work in the wards may be clearly stated).

VIVA – VOICE

1. What did it consist of (Give extent of coverage of subject) (**Annexure VIII**)

4 Stations – each station is conducted by one examiner

Station 1 – X-rays

Station 2 – Drugs & Vaccines

Station 3 – Nutrition

Station 4 – Instruments


2. How was it conducted ?


Each student has to rotate above mentioned stations

3. What was the standard?

Satisfactory


Dr Dharmesh Vasavada
23rd February 2018


Dr O P Mishra
(Co-Ordinator)


23.2.18
Dr. R.M. Raja Muthaiah
Dean
Velammal Medical College Hospital
and Research Institute
Madurai-625 009

4. What was the nature of assessment ?

Interaction and discussion

5. Was it done jointly by more than one examiner ?

No (one examiner for each station)

6. How are the marks obtained in different parts of the examination grouped ?
Totaling of marks obtained in all four stations

7. What is the minimum for passing in each and in the grand total ?

	Maximum mark	Minimum
passing		
Theory including viva	50	25
Clinical	30	15
Internal assessment	20	
Aggregate (Theory, viva, clinical and Internal assessment)	100	50

8. Result for the last three years ?

Not applicable


9. No. Of students appeared ?


Not applicable


10. No. Of students passed ?

Not applicable

11. Other remarks if any. No


Dr Dharmesh Vasavada
23rd February 2018


Dr O P Mishra
(Co-Ordinator)


Dr. R.M. Raja Muthalah
Dean
G. R.M. RAJA MUTHALAH, M.D., M.Sc.,
Dean
Velammal Medical College Hospital
and Research Institute
Madurai-625 009

Conclusions :

Was the examination conducted satisfactorily ? YES

Was the standard sufficient for the M.B.B.S. examination as required by Regulations of the Medical Council of India ? YES

Date : 23-02-2018

Place : Madurai

Signature
(Inspectors / Visitors)

Received

Dr Dharmesh Vasavada
23rd February 2018

John

Dr O P Mishra
(Co-Ordinator)

23.2.2018

Revised
23.2.18

Dr. R.M. Raja Muthaiah
Dean

Dr. B. A. DALL **Dean**
Dean

Velammal Medical College Hospital
and Research Institute
Madurai-625 009