

Confidential

**MEDICAL COUNCIL OF INDIA**  
**ASSESSMENT FORM FOR 100 ADMISSIONS REPORT**

Part A - I  
 (To be filled by the Institution)

**1.1 Type of Assessment**

U/S 10A- Regular: Letter of Permission ( ), 1<sup>st</sup> renewal ( ), 2<sup>nd</sup> renewal ( ), 3<sup>rd</sup> renewal ( ), 4<sup>th</sup> renewal ( )

U/S 11 -Regular: Recognition ( ✓ ),

U/S 19 Continuation of Recognition Regular ( )

Any Other:

**Note:**

1. All rows/columns must be filled.
2. 'Not Applicable' should be clearly written wherever a required information is not relevant.
3. All pages of the A-I are to be signed by Dean/Principal/Director.


**Name of the Institution** : ESI PGIMSR, ESIC Medical College & ESIC Hospital & ODC (EZ), Joka, Kolkata

**Address** : ESIC Hospital & ODC (EZ), Diamond Harbour Road,  
 P.O. Joka, Kolkata – 700 104.

**Telephone No.** : (033) 24381382

**E-mail** : deanpgi-joka.wb@esic.nic.in

**Date:** 08.02.2018

  
 Signature with stamp Dean/Principal/Director  
 क.रा.बी. नि. अ. ए. १/२/१८  
 आ. म. तथा क.रा.बी. नि. अ. ए.  
 व्य.रो.कें. (पू.क्ष.), जोका, कोलकाता- 104  
 ESI-PGIMSR, ESIC Medical College and  
 ESIC Hosp. & ODC (EZ), Joka, Kolkata-104

**Fax** : (033) 24381176

**Website** : [www.esi-pgimsrkolkata.org.in](http://www.esi-pgimsrkolkata.org.in)

**Management** : ESIC Corporation

**Regn. no. of Society/Trust/Company:** :

**Consent/Affiliation from University** : West-Bengal University of Health Sciences

**Period of Validity** : 01 year

**No. of seats as per Essentiality**

**Certificate** : 100 per Annum

**Period of Validity** : Renewed every year

**Assessment Date** : 8<sup>TH</sup> & 9<sup>TH</sup> February, 2018

**Last Assessment Date** : 17.04.2017

**Date:** 08.02.2018

**Signature with stamp Dean/Principal/Director**

क.रा.बी.-सा.वि.वि. एवं अनु.सं., क.रा.बी. वि.  
आ. म. तथा क.रा.बी. वि. अ. एवं  
व्य.सं.के. (ए.के.), जोषा, कोलकाता- 700 036  
ESI-PGIMSRA, ESIC Medical College and  
Hospital, Kolkata

### 1.2 For LOP ONLY:

(a) Location: The applicant college is located in JOKA (city/village) of Kolkata talluka 24 Parganas(S) district of West-Bengal state.

(b) The College has following plots of land: **Single Plot of Land. Area: 21.5 Acre**

Plot #	Survey #	Place	Area	Remarks if any

(c) The campus is unitary.

1.3 **Building Plan approval from the competent authority: Director, KMDA, 12.10.2011**

### 1.4 **Buildings:**

College: 27662.286 sq.mt.  
 Hospital (including OPD): 28085.72 sq.mt.  
 Hostel & Residential complex 38809.91 sqmt.

Date: 08.02.2018

Signature with stamp Dean/Principal/Director

क.रा.जी.-सा.वि.वि. एवं अ.वि.वि.  
 आ. म. तथा क.रा.जी. नि. अ. एवं  
 व्य.रो.कें. (पू.क्षे.). जोका, कोलकाता- 104  
 ESI-PGIMSR, ESIC Medical College and  
 Health House, S.ODC (EZ), Joka, Kolkata-104

1.5 Building Use/ Occupancy Certificate: approved by \_\_\_\_\_ order no: \_\_\_\_\_ dated \_\_\_\_\_: Will be applicable when the construction of Medical College Campus is completed.

1.6 Nearest airport: 35 kms.

1.7 Nearest Railway Station: 18 kms.

1.8 Water Supply: Through Calcutta Municipal Corporation.

1.9 Electric supply: Sanctioned Load 12 MW.

1.10 Generators: available/not available, Available load 9 MW

1.11 Drainage & sewage disposal (Information not required for renewal/recognition inspection): Through Sewerage Treatment Plan

1.12 Working Hours:

1. OPD Timings: \_\_\_\_\_ 9 \_\_\_\_\_ am to \_\_\_\_\_ 4 \_\_\_\_\_ pm
2. College Timings: \_\_\_\_\_ 9 \_\_\_\_\_ am to \_\_\_\_\_ 4 \_\_\_\_\_ pm
3. Library Timings: \_\_\_\_\_ 9 \_\_\_\_\_ am to \_\_\_\_\_ 7 \_\_\_\_\_ pm

Date: 08.02.2018

Signature with stamp Dean/Principal/Director

क.रा.बी.स्ना.वि.वि. एवं उद्गु.वि., क.रा.वा. नि.  
आ. म. तथा क.रा.वा. नि. अ. एवं  
व्य.से.के. (पू.क्ष.), जोका, कोलकाता- 700 032  
ESI-PGIMSR, ESIC Medical College and  
Hospital, Joka, Kolkata-700 032

### 1.13 Annual Budget: College & Hospital

Year	Current Financial Year		Previous financial year as per Audited Report	
	College	Hospital	College	Hospital
Salary	1400 (in lacs)	5702 (in lacs)	1169.3 (in lacs)	4219.03 (in lacs)
- Doctors				868.16 (in lacs)
- Resident Doctors				
- Other Staff				
Technical Training	--	--		
Library & Education	91.4 (in lacs)			
Maintenance	717.4 (in lacs)	7089 (in lacs)		285.59 (in lacs)
Contingencies	149 (in lacs)	2519 (in lacs)	116.85 (in lacs)	301.51 (in lacs)
Others	--	1989.2 (in lacs)	193.36 (in lacs)	
Total	2357.8 (in lacs)	17299.2 (in lacs)		

Date: 08.02.2018

Signature with stamp Dean/Principal/Director  
 क.स.बी.-स्वा.वि. नि. अ. एवं  
 आ. म. तथा क.स.बी. नि. अ. एवं  
 का.स.के. (पू.क्षे.), जोका, कोलकाता-104  
 ESI-PGIMSRI, ESI Medical College and  
 Hospital, & DDC (EP), Joka, Kolkata-104

**1.14 Paramedical staff (Nos.):** Give details of technicians department wise:

Department	Technician	Assistant	Attendant	Other
Radiology	18	0	3 (Nursing Orderly)	0
Biochemistry	1	1	2	0
Microbiology	2	4	2	0
Serology	1	1	0	0
Heamatology	4	2	2 Nursing Orderly	0
Histo-pathology	0	3		0
Cytopathology	0	3		0
OT	12	10	9	Nil
Anesthesia	12	10	9	Nil
Blood Bank	03+01	02	02	Nursing Staff-01
Labour Room	2	0	9	13 staff nurse
Emergency Room	6	0	15	0
CSSD	8	10	1	0
Mortuary	0	0	0	0
Laundry	Available			

Date: 08.02.2018

Signature with stamp Dean/Principal/Director

आ. म. तथा क. रा. बी. नि. अ. एवं  
ज्य. रो. कें. (पू. क्षेत्र), जोका, कोलकाता-104

Electrical	1	1	0	0
Housekeeping				176
Bio-medical	Available	0	0	0
Pharmacy		1	4 nursing orderly	11 pharmacist, 1 clerk

Department	Technician	Assistant	Attendant	Other
Anatomy	0	0	2	0
Biochemistry	1	1	2	0
Physiology	0	0	1	0
Microbiology	2	4	2	
Pathology	4	6	2	0
Forensic Medicine	0	0	0	0
Community Medicine	0	0	0	0
Pharmacology	0	0	1	
UHC	0	0	0	0
RHC	0	0	0	0

Date: 08.02.2018

Signature with stamp Dean/Principal/Director

क.रा.बी.-स्ना.वि.वि. एवं अनु.सं., क.रा.बी. नि.  
आ. म. तथा क.रा.बी. नि. अ. एवं  
व्य.सं.कें. (पू.क्षे.), जोका, कोलकाता- 700 032  
Principal, ESIC Medical College and  
Hospital, Kolkata-700 032

**1.15 Nursing Staff available:**

Category	No of Beds 470	
	Required Nos.	Available Nos.
Staff Nurses	203	188
Sister Incharge	33	33
ANS	07	07
DNS	3	03
Nursing Suptd	1	02
Total	247	233

Date: 08.02.2018

Signature with stamp Dean/Principal/Director  
 क.रा.बी.-स्ना.चि.वि. एवं अनु.सं. क.रा.बी. नि. अ. एवं  
 आ. म. तथा क.रा.बी. नि. अ. एवं  
 च.से.कें. (पू.क्ष.), जंका, कोलकाता-104  
 ESIC-PGIMS, ESIC Medical College and  
 Hospital, 2, Canal Road, Joka, Kolkata-104



**1.16 Medical Education Unit (MEU):**

Available as per Regulations : Yes

Name of the MEU coordinator : Professor Soumya Chakraborty

**(a) Details of affiliated faculty : Staff :**

- ~~Hon. Director~~/Coordinator 01
- Hon. Faculty 10
- Supportive Staff UDC - 1
- Stenographer Nil
- Computer Operator 1

Date: 08.02.2018

Signature with stamp Dean/Principal/Director

क.रा.बो.-स्वा.वि.वि. एवं अनु.सं., क.रा.बो. वि.  
आ. म. तथा क.रा.बो. वि. अ. एवं  
च.रो.क. (पू.क्ष.), बंका, कोलकाता- 700  
ESI-PGIMSRL, ESIC Medical College and  
ESI-PGIMSRL, ESIC Medical College and  
ESI-PGIMSRL, ESIC Medical College and

- Technicians in Audio-Visuals aids, Photographer Nil. & Artist.

Details of the Orientation programme and Basic Course Workshop undergone by MEU Co-ordinator (Prof. Soumya Chakraborty):

1. ATCOM, KGMU, Lucknow, 21.09.2015.
2. Revise Basic Course Workshop, KGMU, Lucknow, 22.09.2015 to 24.09.2015.
3. Basic Course Workshop, KGMU, Lucknow, 04.12.2014 to 06.12.2014.
4. Advance Course Workshop, Jawaharlal Nehru Medical College, Wardha, 2015.

Name of the MCI Regional Centre where

above training has been undertaken : (1) Regional Training Center in MET, KGMU Lucknow, UP.

Date/s of the above workshops : List attached

Details & Duration of Workshops in Medical Education Technology conducted by MEU: List attached (Annexure-3)

Details of faculty who have undergone basic course workshop in *Medical Education Technology* at the allocated MCI Regional Centre:

Annexure of Faculty who have basic course workshop in MET: List attached. (Annexure-3)

Feedback evaluation of workshops and action taken reports on the basis of feedback obtained. (Annexure-3)

Date: 08.02.2018

Signature with stamp Dean/Principal/Director

क.रा.बी.-सा.वि.वि. एवं अनु.सं., क.रा.बी. नि.  
आ. म. तथा क.रा.बी. नि. अ. एवं  
का.से.कें. (पू.क्ष.), जोका, कोलकाता- 700 034  
ESIP-PGIMSA, ESIC Medical College and  
Hospitals, Kolkata-700 034

**1.17 Continuing Medical Education:** (Information not required for LOP inspection)

Details of CMEs/ workshop organized by the college held in the past 1 year: List Attached (Annexure-4).

Details of the credit hours awarded for the past one year (details/ comments in annexure)

**1.18 College Council:**

- Name, designation, contact no. and address of the President & Secretary: Prof. Joydeb Roychowdhury, Dean, Cont No-9830538563, ESIC-PGIMSR & Medical College, Joka, Kolkata-700104; Prof. Nalini Arora, Academic Registrar, Cont No-9331297015, ESIC-PGIMSR & Medical College, Joka, Kolkata-700104;
- 
- Composition of the Council (HODs as members & Principal / Dean as chairperson): Dean-Chairperson, MS, DMS, Junior Engg (Civil), Jr. Engg (Electrical), Dy Director (Finance), Invitee Member (Depending on the agenda of the Meeting)
- No. of times the College Council meets per year (min 4) : 4
- Action taken report on College Council Meetings (details / comments in annexure Minutes of meetings) (Annexure-5)

**1.19 PG Course:** If the college is running PG course; Please mention the intake of PG seats subject wise

Sr No.	Subject	No. of Permitted sets	No. of recognized seats
1.	MD in Obstetrics & Gynecology	4	2

Date: 08.02.2018

Signature with stamp Dean/Principal/Director

क.रा.बो.-स्ना.चि.वि. एवं अनु.सं. क.रा.बो. वि.  
आ. म. तथा क.रा.बो. नि. आ. एवं  
अ.सो.के. (पू.अं.), जोका, कोलकाता- 700104  
ESIC-PGIMSR, ESIC Medical College and  
Joka, Kolkata-700104

### 1.20 Clinical Material

Item	Daily average (for last 12 months) as provided by institute
O.P.D. attendance (At the end of OPD timing)	1050
Casualty attendance (24 hrs. data)	116
No of admissions	59
No. of discharges	48
Bed occupancy: No of Beds occupied No of beds required Bed occupancy %	No of Beds occupied: 441 No of beds required: 470 Bed occupancy: 94%
<b>Operative Work</b>	
No, of major surgical operations	6
No. of minor surgical operations	41
No. of normal deliveries	2
No. of caesarian sections	4

Date: 08.02.2018

Signature with stamp Dean/Principal/Director

क.रा.बी.-स्ना.चि.वि. एवं अनु.सं., क.रा.बी. नि.  
आ. च. तथा क.रा.बी. नि. अ. एवं  
व्य.सं. (पू.सं.), जोका, कोलकाता- 700 034  
ESI-PGIMS, ESIC Medical College and  
Hospital, 2, CPO (SI), Lake, Kolkata-700 034

Item	Daily average (for last 12 months) as provided by institute	
<b><u>Radiological Investigations</u></b>	<b>O.P.D</b>	<b>I.P.D</b>
X-ray	106	23
Ultrasonography	41	31
Barium, IVP etc.	0.5	.0082
C.T. Scan	05	08
<b><u>Laboratory Investigations - No of Tests</u></b>	<b>O.P.D</b>	<b>I.P.D</b>
Biochemistry	1332	709
Clinical Pathology	26	21
Microbiology	15	27
Serology	65	49
Haematology	331	250
Histopathology	0	06
<u>Cytopathology</u>	2	0.7

Date: 08.02.2018

Signature with stamp Dean/Principal/Director

क.रा.मो.-स्ना.वि.वि. एवं अनु.प.केंद्र  
 डा. म. तथा क.रा.मो. नि. अर. एवं  
 च्य.रो.कें. (ए.बी.), जोका, कोलकाता- 700  
 ESI-PGIMSR, ESIC Medical College and  
 ESI-Pharm. & ODC (EZ), Joka, Kolkata-700

Item	Daily average (for last 12 months) as provided by institute	
<u>Others</u>	O.P.D.	I.P.D.
Any other (HIV/ AIDS, DOTs, Malaria etc)	Included in serology	

Date: 08.02.2018

Signature with stamp Dean/Principal/Director

डा. न. वसुध क. दासी, डि. ए. एवं  
अ. से. के. (पु. के.), जेका, कोलकाता- 104  
ESI-PGIMSR, ESIC Medical College and  
Joint Dean & DDC (EZ), Joka, Kolkata-104

## 1.21 College Website:-

Sr. No.	Details of information	Yes/No
1.	Details of Dean / Principal and Medical Superintendent Including their name, qualification complete address with telephone and STD code, fax and E-mail etc.	Yes
2.	Teaching staff, Resident doctors ,non-teaching staff , Technical staff , Nursing staff--- (a)department & designation wise with joining date (b) Unit wise faculty & resident list	Yes
3.	Details of the affiliated university and its Vice-Chancellor and Registrars.	Yes
4.	Citizen Charter	Yes
5.	List of students admitted merit-wise category-wise (UG & PG) for the current and previous year.	Yes
6.	Result of all the examinations of last one year.	Yes
7.	Details of members of the Anti Ragging Committee with contact details including landline Phone, mobile, email etc.	Yes
8.	Details of members of the Gender Harassment Committee with contact details including landline Ph. mobile, email etc.	Yes
9.	Toll free number to report ragging.	Yes
10.	Details of the sanctioned intake capacity of various courses UG as well as PGs by the MCI. (with the scan copies of permission letter)	Yes
11.	Any research publication during the last one year.	Yes
12.	Details of any CME programmes, conferences and/or any academic activities conducted by the institution.	Yes
13.	Details of any awards and achievements received by the students or faculty.	Yes

Date: 08.02.2018

Signature with stamp Dean/Principal/Director

Dr. D. S. Das  
 आ. म. तथा क. रा. यो. नि. अ. एवं  
 क्य. रोजे. (पू. के.), जोका, कोलकाता- 700 04  
 ESIC-PGIMS, ESIC Medical College and  
 ESIC Hosp. & CGO (EZ), Joka, Kolkata-700 04

Sr. No.	Details of information	Yes/No
14.	Detailed status of recognition of all the courses(with the scan copies of permission letter)	Yes
15.	Details of clinical material in the hospital	Yes
16.	unit /dept .wise beds distribution	Yes

Date: 08.02.2018

Signature with stamp Dean/Principal/Director

डा. जॉर्ज-स्वाति.नि. एम.बी.एस. एम.ए.  
 आ. व. तथा क. रा. बी. नि. अ. एम.  
 आ. ए. के. (पु. के.), जोका, कोलकाता- 104  
 ESI-PGIMSR, ESIC Medical College and  
 ESIC Hosp. & ODC (EZ), Joka, Kolkata-104



**Undertaking - To be given by the Dean/Principal of the Institute**

I hereby given an undertaking that:

- (i) The college will admit students only after obtaining the permission from Central Govt.
- (ii) In the event of this declaration turning out to be either incorrect or any part of this declaration subsequently turning out to be incorrect or false, it is understood and accepted that the undersigned shall be responsible for any such misdeclaration or misstatement.
- (iii) In case, the declaration made by me is found to be false in any material point then necessary Civil / Criminal proceedings, including prosecution under Section 199 of the Indian Penal Code, 1860, may be initiated against me by the Competent Authority.
- (iv) The college has obtained all requisite statutory approvals.
- (v) The college has fulfilled all requirements as per the applicable Minimum Standard Requirement for the Medical College Regulations, 1999.
- (vi) The mandatory requirements laid down by the Persons with Disabilities Act are met by the college.

Date: 08.02.2018

Signature with stamp Dean/Principal/Director

आ. ए. तपा क. रा. को. वि.  
अ. रो. के. (ए. के.), जोका, कोलकाता- 104  
SSIPGMSR, ESIC Medical College and  
ESIC Hosp. & CDC (EZ), Joka, Kolkata-104

**MEDICAL COUNCIL OF INDIA**  
**ASSESSMENT FORM FOR 100 - MBBS ADMISSIONS REPORT**  
**(INCREASE IN ADMISSION CAPACITY FROM \_\_\_\_ TO \_\_\_\_)**

1  
 DV-157810

12-2-18

U/S 10A- Increase Admission Capacity: Regular/Compliance: Letter of Permission ( ), 1<sup>st</sup> renewal ( ), 2<sup>nd</sup> renewal ( ), 3<sup>rd</sup> renewal ( ), 4<sup>th</sup> renewal ( )

U/S 11- Recognition - Regular/Compliance

Continuation of Recognition - Regular / Compliance

Any Other: \_\_\_\_\_

Name of the Institution	:	ESI PGIMSR, ESIC Medical College & ESIC Hospital & ODC (EZ), Joka, Kolkata		
Address	:	ESIC Hospital & ODC (EZ), Diamond Harbour Road, P.O. Joka, Kolkata – 700 104.		
Telephone No.	:	(033) 24381382		
E-mail	:	deanpgi-joka.wb@esic.nic.in		
College Website :		<a href="http://www.esi-pgimsrkolkata.org.in">www.esi-pgimsrkolkata.org.in</a>		
Council Letter No. & Date	:	MCI-34(41)(UG)(RG-24)/2017-Med./ dated 05.02.2018		
Assessment Date:	8 <sup>th</sup> & 9 <sup>th</sup> February, 2018	Last Assessment Date :	17.04.2017	
PG Courses	:	Yes (Only in OBGY)		

Date: 09/02/2018

Dr. S S Saiyad

Dr. Sribatsa Mahapatra

Dr. Gajanan H. Nayak

Dean  
 ESI PGIMSR, ESIC Medical College & ESIC Hospital & ODC (EZ), Joka, Kolkata - 700 104

### Particulars of Assessors


Name of the Assessors	Correspondence Address	Contact No.	Email
Dr. S.S. Saiyad, Co-ordinator, Prof., Deptt of Anatomy	PDU Medical College, Rajkot, Gujarat	09898861099/07567369056	<a href="mailto:drssaiyad@gmail.com">drssaiyad@gmail.com</a>
Dr. Sribatsa Kumar Mahapatra, Prof., Deptt of Surgery	VSS Medical College, Burla, Odisha	09437025626	<a href="mailto:drskm2010@gmail.com">drskm2010@gmail.com</a>
Dr. Gajanan H. Nayak, Prof., Deptt. of Forensic Medicine	Karnataka Institute of Medical Sciences, Hubli, Karnataka	09448111999	<a href="mailto:drgajunayak@gmail.com">drgajunayak@gmail.com</a>


#### 1.2. The College has following

The campus plot is.	Unitary if divided, Please give details.
Building Plan approval from the competent authority.	Name----- No.----- Date-----
Building Use/ Occupancy Certificate from the competent authority.	Name----- No.----- Date-----

#### 1.3 Dean/Principal: Dr. Joydeb Roychowdhury, M.D. with 24 years & 08 months of teaching experience – 8 yrs of professor & 05 yrs of experience of Asso Prof and 06 yrs of experience of Asst Prof. He is also holding the post of Professor in the Department of Obstetrics & Gynaecology.


Date: 09/02/2018

  
Dr. S S Saiyad

  
Dr. Sribatsa Mahapatra

  
Dr. Gajanan H. Nayak

Dean

  
9/2/18


Dean Office is located in the hospital building of the college/building along with the administrative block. Adequate space (as per MSR guidelines by MCI) and other required facilities (as given in the table below) are provided/not provided to the administrative staff.


Office Space Requirement	Requirement Space (mts)	Available
Dean/Principal Office	36	40
Staff Room	54	60
College Council Room	80	90

#### 1.4 Medical Education Unit (MEU): Annexure I

Available as per Regulations	: Yes
Name of the MEU coordinator	: Prof. Soumya Chakraborty
Name, Designation & Experience of affiliated faculty	: List attached (Annexure I)
Name of the MCI Regional ( Nodal) Centre where above training has been undertaken	: King George's Medical University, Lucknow, U.P.
Details of the Orientation programme and Basic Course Workshop undergone by MEU(No. of programmes organized during Academic year, No. of People attended, proceedings (to be verified at the time of assessment)	: Nil.
Date/s of the above workshops	: Nil
Details & Duration of Workshops in Medical Education Technology conducted by MEU	: List attached (Annexure I)
Details of faculty who have undergone basic course workshop in Medical Education Technology at the allocated MCI Regional Centre	: List attached (Annexure I)

Date: 09/02/2018

  
Dr. S S Saiyad

  
Dr. Sribatsa Mahapatra  
9/2/18

  
Dr. Gajanan H. Nayak

Dean/Dean  
क.रा.बी. मे.सि.वि. एवं अ.पु.के. क.रा.बी. मे.सि.  
आ. म. सेवा क.रा.बी. मे.सि. एवं  
व्य.से.के. (पु.से.के.) क.रा.बी. मे.सि.  
ESI-PGIMSR, ESIC Medical College &  
ESIC Hosp. & CDO (EZ), Joka, Kolkata-700  
20

No and Details of CMEs/workshop organized by the college held in the past 1 year	List attached. (Annexure II)
Details of the credit hours awarded for the past one year	Nil.


  
Dr. Gajanan H. Nayak

डॉन / Dean  
 क.रा.बी. वि. चि. वि. अनुसं. क.रा.बी. वि.  
 आ. म. तथा क.रा.बी. वि. वि. वि.  
 स्व. से. के. (स्व. से. के. वि. वि. वि.)  
 481-PGIMS, ESIC Medical College  
 Sec-10, Hosp. S-200 (2)


## 1.6 College Council : (Annexure - III)

Name, designation, contact no. and address of the President & Secretary.	:	Prof. Joydeb Roychowdhury, Dean, Contact No-9830538563, ESIC PGIMSR & MC, Joka, Kolkata
Composition of the Council (HODs as members & Principal / Dean as chairperson)	:	Dean-Chairperson, Medical Superintendent, HODs of all departments, Deputy Medical Superintendent, Invitee Member (Depending on the agenda of the Meeting). Junior Engg (Civil), Junior Engg (Electrical). Dy Director (Finance).
No. of times the College Council meets per year (min 4)	:	04
Details of college Council meetings where students Welfare was discussed and Action taken report (details / comments in annexure III)	:	Copy of 04 Minutes attached. (Annexure - III)

Date: 09/02/2018

  
 Dr. S S Saiyad

  
 Dr. Sribatsa Mahapatra

  
 Dr. Gajanan H. Nayak

09/02/2018  
 Dean  
 ESIC PGIMSR & MC, Joka, Kolkata  
 (Signature of Dean)  
 09/02/2018

- 1.7 Pharmacovigilance Committee:** Present  
No. of meeting in the previous yrs. 04 (Minutes to be checked) (**Annexure IV**)


**1.8 Examination Hall:**

Requirement	Available
No. - 1 Area - 250 Sq. mt. Capacity - 250	2 (One Hall of 200, and one Hall of 50) Total Capacity 250

**1.9 Lecture Theatres:**

	Medical college		Hospital		Comments
	Req	Available	Req	Available	
<b>Number</b>	04	04	01	01	
<b>Capacity</b>	250X1, 100X3	250X1 120X3	150X1	250X1	
<b>Type</b>	Yes		No		
<b>(Gallery)</b>					
<b>A.V. Aids</b>	Yes		Yes		

Date: 09/02/2018

  
Dr. S S Saiyad

  
Dr. Sribatsa Mahapatra

  
Dr. Gajanan H. Nayak

Dean  
क.रा.बी.-सा.वि. एवं अनुसं. क.रा.बी. नि.  
आ. म. तथा क.रा.बी. नि. अ. एवं  
व्य.रो.के. (ए.के.), जयपुर कोलकाता  
ESI-PGIMS, ESIC, जयपुर  
011-2699-8 070 (ES), Jyoti, Jyoti

**1.10 Library**

Air-conditioned - No (Only internet section air-conditioned)

Working Hours: 9 AM to 7 PM (2 shifts)

- Stack room : 9 AM to 4 PM
- Reading room : 9 AM to 7 PM

	Required	Available	Remarks
Area	1600 Sq.m.	2000 Sq.m.	
Student Reading Room (Inside)	100 Capacity	90 Capacity	
Student Reading Room (Outside)	100 Capacity	110 Capacity	
Staff Reading Room	10	10 Persons	
Room for Resident/PG reading room	--	15 Persons	
Particulars	Required Nos.	Available Nos.	Remarks
No. of Books	7000	8525	
Journals (Indian)	70	70	
Journals (Foreign)	30	41	
Internet Nodes	25	28	

**1.11 Common Room for Boys & Girls**

	Area Required Sq. Mt.	Available Area Sq. Mt.	Toilet - Attached Y/N
Boys	100	40	N
Girls	100	40	N

**1.12 Central Photography Section:**

Available

Yes

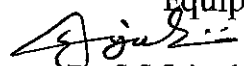
Staff


Yes


Equipments

Yes

Date: 09/02/2018

  
 Dr. S S Saiyad

  
 Dr. Srihatsa Mahapatra

  
 Dr. Gajanan H. Nayak

डीन/Dean  
 क.प.बी. स्ना.चि.वि. एवं अनुस. क.प.बी. नि.  
 आ. क.प.बी. स्ना.चि.वि. नि. अ. एवं  
 च.प.के. (पु.ब.) जे.के. अ. नि. अ. 104  
 SI-PGIMS, ESIC Medical College and  
 Hosp. & ODO (EZ), Joka, Kolkata-700



### 1.13 Hostel: Location – Within campus

Hostel Category	Required Capacity	Available Capacity (No Rooms X capacity of each room = Total capacity)	Furnished (Y/N)	Toilet Facility Adequate/ Inadequate	Mess (Y/N)	Hygiene of Hostel campus Y/N	Visitor room, AC Study room with internet & Computer, Recreation room with TV, Music, Indoor Games Y/N	Remarks
UG Students @ (75% Capacity)	375	Boys-480	Y	Y	Y	Y	N	Hygeine improvement needs
		Girls-128	Y	Y	N	Y	N	Girls Students are staying in Residential Quarters, because Girls Hostel are under construction.
Interns @ 100% Capacity	100%	100%	Y	Y	N	Y	N	
Resident @ 100% Capacity including PG	67	64	Y	Y	Y	Y	N	
Nurses @ 20% Capacity	48	64	Y	Y	Y	Y	N	

### Residential Quarters:

Category	Required Nos.	Available Nos.	Remarks
Teaching Staff @ 20% Capacity	21	21	
Non-Teaching Staff @ 20% Capacity	36	36	

Date: 09/02/2018

Dr. S S Saiyad

Dr. Sribatsa Mahapatra

Dr. Gajanan H. Nayak

Dean

डॉ. म. व. सा. वि. एवं अ. सं. कराची वि.  
आ. म. त. व. म. र. म. वि. अ. ए.  
कॉलेज. (पुणे) महाराष्ट्र सरकार  
CGPMSH, SSC Medical College  
10-2003, 8 DEC 15, 10:10 AM

**1:14 Recreational Facilities:**

Outdoor games	Yes
Play field/s	Yes
Type of games	Football, Badminton, Cricket, Volleyball
Indoor games facilities	Yes
Gymnasium	Available


**1.15 Gender Harassment Committee :-** Yes (Documents to be seen at the time of assessment) (**Annexure-IX**)**TEACHING HOSPITAL**

**2.1** Name of the Hospital: ESIC Hospital & ODC (EZ), Joka, Kolkata - 700104.  
Owned by: Government

**2.2** Name of the Medical Superintendent: Prof. Soumyendu Sengupta, MD/MS (Biochemistry), with 10 years administrative experience.


	Space Requirement	Availability
Medical Supdt's Office	36 sq. mt.	40 sq. mt.
Administrative Office	150 sq. mt	200 sq. mt.

Date: 09/02/2018

  
Dr. S S Saiyad

  
Dr. Sribatsa Mahapatra


  
Dr. Gajanan H. Nayak

  
Dean  
ESIC Hospital & ODC (EZ), Joka, Kolkata - 700104

### 2.3 Teaching and other facilities :

OPD Timings	:	9 A.M. to 5 P.M.
Separate Registration areas for male/female patients available	:	yes
Separate Registration counters for OPD/IPD	:	available
Are the Registration counters computerized	:	yes
Staff for registration center	:	adequate (on the basis of OPD attendance)
Waiting areas for above patients available	:	yes
No. of rooms for examination of patients available	:	yes
Capacity of teaching area in each department	:	yes
Enquiry Desk	:	yes

Date: 09/02/2018

  
Dr. S S Saiyad

  
Dr Sri Batsa Mahapatra

  
Dr. Gajanan H. Nayak

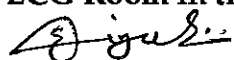
Dean


## 2.4 Facilities available in OPD


<b>-Medicine</b> Injection room - Male - Female	Yes Yes	E.C.G. Room	No
<b>Surgery</b> Dressing room - - Male - Female	Yes Yes	Minor OT	Yes
<b>Orthopaedics</b> Plaster room Dressing room - - Male - Female	Yes Yes Yes	Plaster cutting room	Yes
<b>Ophthalmology</b>	Refraction Rooms Dark Rooms Dressing Rooms / Minor Procedure Room		Yes Yes Yes
<b>ENT</b>	Audiometry (AC & Sound proof) Speech Therapy		Yes Yes
<b>Pediatrics</b>	Child Welfare Clinic Immunization Clinic Child Rehabilitation Clinic		Yes Yes Yes Yes
<b>OBS &amp; GYN</b>	Antenatal Clinic Sterility Clinic Family Welfare Clinic Cancer Detection Clinic		Yes Yes Yes Yes

**Comments: There is no ECG Room in the Medicine OPD**


Date: 09/02/2018

  
Dr. S S Saiyad

  
Dr. Sribatsa Mahapatra

  
Dr. Gajanan H. Nayak

Dean




2.5 Total Number Of Teaching Beds (Distance between two beds should be 1.5 m.) - 470

Teaching Hospitals in Campus with Total Beds 519.

Teaching Hospitals in Outside the Campus ( \_\_\_\_\_Kms. from the campus ) with Total Beds.

Department	Ward Nos.	Beds Required	Total Beds Available	Facilities Available in Each Ward						Remarks
				Nursing Station Y/N	Exam/Treat Room Y/N	Pantry Y/N	Store Room Y/N	Duty Room Y/N	Demo Room (25 Capacity) Y/N	
Gen. Medicine	02	120	120	Y	Y	Y	Y	Y	Y	
Pediatrics	02	60	60	Y	Y	Y	Y	Y	Y	
	02	10	10	Y	N	N	N	N	N	Common Pantry, Examination Room, Store Room & Staff Room
	02	10	10	Y	N	N	N	N	N	
s	02	10	10	Y	N	N	N	N	N	
Gen. Surgery	02	120	120	Y	Y	Y	Y	Y	Y	
Orthopedics	02	60	60	Y	Y	Y	Y	Y	Y	
Ophthalmology	02	10	10	Y	Y	Y	Y	Y	Y	
ENT	02	10	10	Y	Y	Y	Y	Y	Y	
OB & GYN	02	60	60	Y	Y	Y	Y	Y	Y	
Total	20	470	470	Y	Y	Y	Y	Y	Y	

Date: 09/02/2018

  
Dr. S S Saiyad

  
Dr. Sribatsa Mahapatra

  
Dr. Gajanan H. Nayak


Dean

  
The Principal, ESIC Medical College & Hospital, Bhubaneswar

2.6 Clinical material (\*Random verification to be done by the Assessor).

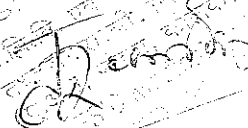
Item	On the Day of assessment (08.02.2018)		Remarks
O.P.D. attendance at 2.00 PM On first day	1023		
Casualty attendance (24 hrs. data)	149		
No of admissions	36		
No. of discharges	31		
Bed occupancy% at 10.00AM on first day	88.08%		
<b><u>Operative Work (till 2 pm)</u></b>			
No, of major surgical operations	15		
No. of minor surgical operations	41		
No. of normal deliveries	01		
No. of caesarian sections	03		
<b><u>Radiological Investigations</u></b> <b>( No. of patients )</b>	O.P. D	I.P.D	
X-ray	96	24	
Ultrasonography	49	22	
Barium, IVP etc.	01	00	
C.T. Scan	07	02	

Date: 09/02/2018

  
Dr. S S Saiyad


  
Dr. Sribatsa Mahapatra

  
Dr. Gajanan H. Nayak


  
Dean

Item	On the Day of assessment (08.02.2018)		Remarks
	O.P. D	I.P.D	
<b>Laboratory Investigations - No. of Patients/ samples</b>			
Biochemistry	1334	558	
Microbiology	17	21	
Serology	18	17	
Hematology	75	56	
Clinical pathology	41	18	
Histopathology	00	06	
Cytopathology (FNAC & PAP SMEAR)	10	01	
RNTCP/TB Lab	07	03	


Date: 09/02/2018

  
 Dr. S S Saiyad

  
 Dr. Sribatsa Mahapatra

  
 Dr. Gajanan H. Nayak

Dean



**2.7 Medical Record Section:**

Manual / Computerized Computerized, Manual system for older records

ICD X classification of diseases followed for indexing : yes

**2.8 Central casualty services :**


**No of Beds: Required 20 Available 20**


- Number of CMO posted/Shift : 2 per shift (3 shifts), No. of CMO present during Assessment round = 2
- Number of nurses posted / Shift: 5 (morning shift), 2 (evening shift), 2 (night shift); Total No. of CMO = 8
- Separate casualty for OBGY cases: Not available.

Equipment	Availability Y/N	Number
Central Oxygen & suction facility	Y	20
Pulse oximeter	Y	02
Ambu bag	Y	03
Disaster trolley	Y	01
Crash Cart	Y	01
Emergency Drug Tray	Y	01
Defibrillator	Y	01
Ventilator	Y	01
X-ray Unit - (Mobile)	N	00
Minor OT	Y	01

Comments:


Date: 09/02/2018

  
Dr. S S Saiyad

  
Dr. Sribatsa Mahapatra

  
Dr. Gajanan H. Nayak

Dean





## 2.9 Clinical Laboratories

**Central Clinical Laboratory:** Under control of department of Biochemistry.

Separate sections for pathology, microbiology, hematology & biochemistry: **available**

## 2.10 Operation theatres

Type	Requirement	Available	Remarks
Major	07	07	
Minor	02	03	

## 2.11 Equipment available in O. T. Block (Specify numbers)


Dept	Theatres Nos.	A/C Y/N	Central Oxy / Nitrous Oxide Y/N	Anesthesia Machine Y/N	Multipara Monitor with Capnograph Y/N	Defibrillators Y/N	Infusion Pumps Y/N	Remarks
Gen Surgery	01	Y	Y	Y	Y	Y	Y	
ENT	01	Y	Y	Y	Y	Y	Y	
Ophthal	01	Y	Y	Y	Y	Y	Y	
Ortho	01	Y	Y	Y	Y	Y	Y	
OBS & GYN	02	Y	Y	Y	Y	Y	Y	
Emergency	01	Y	Y	Y	Y	Y	Y	
Septic	01	Y	Y	Y	Y	Y	Y	

No. of Pre-operative Beds available 08

No. of Post Operative Beds available 08

Date: 09/02/2018


Dr. S S Saiyad




Dr. Sribatsa Mahapatra



Dr. Gajanan H. Nayak



Dean



2.12

Intensive Care: Following intensive areas are available -

Type	Beds (Required)	Beds (Available)	Patients on day of assessment	AC Y/N	Central Oxygen/Suction Y/N	Major Equipment (Monitor, Ventilator, ABG, Pulse Oximeter etc.) Y/N	Remarks if any
ICCU	5	5	4	Y	Y	Y	
ICU	5	5	3	Y	Y	Y	
SICU	5	5	2	Y	Y	Y	
NICU/PICU	5	14+6	8 + 3	Y	Y	Y	

2.13

Labor Room

Rooms	Beds	Remarks
Clean Cases	02	
Septic Cases	01	
Eclampsia	02	

2.14

Radiological Facilities:

Equipment	Required no.	Available no.	AERB Approval Y/N	Functional Status at the time of assessment Y/N	Remarks if any
Mobile X Ray	02	02	Y	Y	
60 mA					
100 mA					
Static X Ray	02	Nil	Y	Y	No 300 mA X-Ray. No IITV
300 mA					
600mA					
800/1000 mA	01	01			
CT Scan (16 slice spiral)	01	Available = 1	Y	Y	
128 slice					
USG	3	3+1	Y	Y	

Date: 09/02/2018

Dr. S S Saiyad

Dr. Sribatsa Mahapatra

Dr. Gajanan H. Nayak

Dean

**2.15 Blood Bank:**

Available and functional: Yes

Number of units dispensed in a day = 06

Number of units stored on day of assessment: Whole Blood = 19, PRBC = 25, FFP = 806, RDP = 4, Cryo = 130. Total 984.

License valid up to: 14.05.2018 (LICENCE NUMBER AND COPY TO BE APPENDED AS ANNEXURE-V)

Blood Separation Facility - Available

**2.16 Pharmacy :** Pharmacist/Staff available, List to be Included: List attached (ANNEXURE-VI)

- No. of sub-stores located in different parts of hospital: 1

**2.17 Central sterilization Department:**

- Timings 8 AM to 8 PM & Shifts: 3 Shifts
- Equipment: Horizontal autoclaves 03/ Vertical autoclaves Nil, ETO Sterilisers: 01.
- Separate receiving and distribution points - Yes

**2.18 Intercom:** Available: yes


No. of incoming lines 06 No. of extension lines: 95

**2.19 Central laundry/Alternative Arrangements:**


In House/Outsourced: Outsourced (Annexure VII)


Type of Laundry: Mechanized

Date: 09/02/2018

  
Dr. S S Saiyad

  
Dr. Sribatsa Mahapatra

  
Dr. Gajanan H. Nayak

  
Dean  
09/02/2018

## 2.20 Kitchen/ Alternative Arrangements

- In-House/Outsourced: In-House
- Food free of charge: yes Number of patients 395
- Provision of special diet: yes
- Services of a nutritionist/dietician: available

2.21 (a) Total no. of Canteens: 03. For staff 01, For students 01, For Patients/Relatives: 01  
 (b) Total no. of Mess in campus: 01

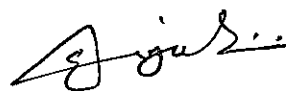
## 2.22 Arrangements for Biomedical Waste Management.

- Outsourced/in-house : Outsourced (Annexure-VIII).

## 2.23 Central Research Lab:


- Available - Yes
- Facilities - Adequate
- Research Projects:
  - Completed Nos 05
  - Ongoing Nos 06

Date: 09/02/2018

  
 Dr. S S Saiyad

  
 Dr. Sribatsa Mahapatra

  
 Dr. Gajanan H. Nayak


  
 Dean

#### 2.24 Nursing and Paramedical staff :


	No of Beds 470	
Category	Required Nos.	Available Nos.
Staff Nurses	203	200
Sister Incharge	33	33
ANS	07	07
DNS	3	03
Nursing Suptd	1	02
<b>Total</b>	<b>247</b>	<b>245</b>


<b>Paramedical And Non teaching staff</b>	<b>Required Nos.</b>	<b>Available Nos.</b>
	179	203

Date: 09/02/2018

  
Dr. S S Saiyad

Dr Sribatsa Mahapatra

  
Dr. Gajanan H. Nayak

Dean 

## MEDICAL COLLEGE

### 3.1 College Website:

Sr. No.	Details of information	Yes/No
1.	Details of Dean / Principal and Medical Superintendent Including their name, qualification complete address with telephone and STD code, fax and E-mail etc.	Yes
2.	Teaching staff, Resident doctors ,non-teaching staff , Technical staff , Nursing staff--- (a)department & designation wise with joining date (b) Unit wise faculty & resident list	Yes
3.	Details of the affiliated university and its Vice-Chancellor and Registrars.	Yes
4.	Citizen Charter	Yes
5.	List of students admitted merit-wise category-wise (UG & PG) for the current and previous year.	Yes
6.	Result of all the examinations of last one year.	Yes
7.	Details of members of the Anti Ragging Committee with contact details including landline Phone, mobile, email etc...	Yes
8.	Details of members of the Gender Harassment Committee with contact details including landline Ph. mobile, email etc...	Yes
9.	Toll free number to report ragging.	Yes
10.	Details of the sanctioned intake capacity of various courses UG as well as PGs by the MCI. (with the scan copies of permission letter)	Yes
11.	Any research publication during the last one year.	Yes
12.	Details of any CME programmes, conferences and/or any academic activities conducted by the institution.	Yes
13.	Details of any awards and achievements received by the students or faculty.	No
14.	Detailed status of recognition of all the courses(with the scan copies of permission letter)	Yes

Date: 09/02/2018

Dr. S S Saiyad

Dr. Sribatsa Mahapatra

Dr. Gajanan H. Nayak

Dean


Sr. No.	Details of information	Yes/No
15.	Details of clinical material in the hospital	Yes
16.	unit /dept .wise beds distribution	Yes

### 3.1 (a) College timings 9 AM To 4 PM


### 3.2 Teaching Programme:


Didactic teaching	Yes/No
Demonstration	Yes
Integrated teaching (Horizontal/Vertical teaching)	Yes
Clinical posting	Yes
Clinical Pathological Conference	Yes
Grand Rounds	Yes
Statistical Meeting	Yes
Seminars	Yes

Date: 09/02/2018

  
Dr. S S Saiyad

  
Dr. Sribatsa Mahapatra

  
Dr. Gajanan H. Nayak

डेन/Dean  
क.रा.बी.जी.ए. सं. अनु. सं. क.रा.बी.जी.  
पु. सं. क.रा.बी.जी. सं. अ. सं.  
Dean 


## Teaching Facilities:

## 3.3 Anatomy

Required	Available	Required	Available
Demonstration Room/s •No 02 •Capacity - 75 to 100 students	02 60 each	AV Aids:	Available
•Histology practical laboratory - 01 •Number of Lab seats _____ •Number of microscopes _____ •Dissection Microscopes _____	01 70 110 01	Museum: 25 seating capacity •Mounted specimens •Models - Wet & Dry •Bone Sets - Articulated-____ & Disarticulated- ____ •MRI & CT	50 92 59 & 17 Articulated 11 and Disarticulated 10 10, X-ray-74 34 and 10
• Dissection Hall	Available		
Number of dissection tables - _____	23 Big, 05 small	Number of cadavers - ____	06 cadavers
Cold store / cooling chambers -Capacity of _____ Bodies	4 x 2 = 8 bodies	Storage tank - ____	08
Embalming room -	Available	Band saw	02
Lockers - _____	102	Departmental Library- (80-100 Books.)	247

Adequate exhaust, light, water supply and drainage facilities - Available


Date: 09/02/2018

  
Dr. S S Saiyad

  
Dr. Sribatsa Mahapatra

  
Dr. Gajanan H. Nayak

Dean  
Dr. S S Saiyad






### 3.4 Physiology

Required	Available	Required	Available
Demonstration Room/s •No - _____ •Capacity - _____	01 60	AV Aids:	Available
Mammalian laboratory	Available	Haematology laboratory	Available
Amphibian Laboratory	Available	Clinical Physiology Lab.	Available
Departmental Library - 80-100 Books	84		

### 3.5 Biochemistry


Required	Available	Required	Available
Demonstration Room/s •No •Capacity -	02 60	AV Aids:	Available
Number of practical laboratory/ies - 01	01	Library / Seminar rooms - 80-100 Books	81
Number of Lab seats -	60		

Date: 09/02/2018

  
Dr. S S Saiyad

  
Dr. Sribatsa Mahapatra


  
Dr. Gajanan H. Nayak

  
Dean  
Dr. S. S. Saiyad

## 3.6 Pathology


Required	Available	Required	Available
Demonstration Room/s •No - _____ •Capacity - _____	02 60 each	AV Aids:	Available
Practical labs - •Morbidity Anatomy/Histopath./ Cytology - _____ Microscopes _____ •Clinical Pathology/Hematology - _____ Microscopes _____	02 Available 76 Available 08 microscopes	Museum: _____ Seating Capacity- _____ students Specimens: • Mounted • Unmounted • Catalogues	80 students  155 25 10
Departmental library - 80-100 Books	85		
Service Lab - Histopathology/Cytopathology/Hematology/ Any specialized work	Available Available		

Date: 09/02/2018

  
 Dr. S S Saiyad

  
 Dr. Sriyatsa Mahapatra

  
 Dr. Gajanan H. Nayak

  
 Dean

## 3.7 Microbiology

Required	Available	Required	Available
Demonstration Room/s • No - _____ • Capacity - _____ students	02 30 each	AV Aids:	Available
practical laboratory____ Number of Lab seats - _____ Number of microscopes/laboratory - _____	Available 60 75 microscopes	Media preparation facility Autoclaving, Washing and drawing room	Available
Number of service laboratories - __7__	07	Museum: Specimen, Charts, Models & Catalogue seating capacity- _____	Available Specimen 05, Chart 14, Models 25, Catalog 10, Seating Capacity 30
Departmental library - 80-100 Books,	112		

## 3.8 Pharmacology

Required	Available	Required	Available
Demonstration Room/s • No - _____ • Capacity - _____ students	01 50	AV Aids:	Available
Experimental Pharmacology	Available	Museum: _____ seating capacity	25 seating capacity
Clinical pharmacology/pharmacy	Available	• Specimens	195
Departmental Library - 80-100 Books	101	• Charts	30
		• Models	11
		• History of Medicine	30
		• Catalogues	20

Date: 09/02/2018

Dr. S S Saiyad

Dr. Sribatsa Mahapatra

Dr. Gajanan H. Nayak

डेन/Dean  
क.रा.बी.-सा.वि. एवं अनु.सं., क.रा.बी. नि.  
आ. म. तथा क.रा.बी. नि. अ. एवं  
अ.सं.के. (ए.एस.के.) कोलकाता  
TSI-PGIMSR, ESIC Medical College  
10, B-10, 2, 200

### 3.9 Forensic Medicine

Required	Available	Required	Available
Demonstration Room/s • No - _____ • Capacity - _____ students	01 60	AV Aids:	01 Available
Forensic Medicine Practical Lab	Available	Museum : • Medico-Legal Specimens 25 • Charts 45 • Prototype fire arms 05 • Slides 12 • Poisons 100 • Photographs 20 Catalogues 20	
Autopsy Block. Location <del>In</del> /Near hospital in a separate structure.	Available		
Cold storage - _ Capacity of 06 Bodies	Cold Storage 02; Capacity 06 bodies		
Departmental library - 80-100 Books	91		

### 3.10 Community Medicine

Required	Available	Required	Available
Demonstration Room/s • No - _____ • Capacity - _____ students	02 50 each	AV Aids:	Available
Museum: • Charts • Models • Specimens • Catalogues	41 28 25 08	Practical lab - 1	Available
Departmental Library - 80-100 Books	101		

Date: 09/02/2018

Dr. S S Saiyad

Dr. Sribatsa Mahapatra

Dr. Gajanan H. Nayak


Dean

### 3.11 Health Centers (Department of Community Medicine)

RHTC: Chandaulatabad, BPHC, 15 KM (Distance from the college), Amtala Rural Hospital, Samali BPHC, Ward Health Unit, 131 Br. XIV.


Population covered by the RHTC	2,35,000
It is affiliated to College Yes/No	Yes.
No. of Students _____ Visit per batch throughout the year	25
No. of Interns _____ Posted per batch throughout the year	Yet to start
Separate blocks for accommodating boys in _____ rooms having _____ beds. Girls _____ rooms having _____ beds. (For Interns)	Separate blocks for accommodating boys in 04 rooms having 12 beds. Girls 06 rooms having 12 beds. (For Interns)
Facilities for cooking & dining - Yes/No	Yes
Daily OPD	350/day
Specialist visits if any	Gynecologists, Pediatrics, Ophthalmologist by rotation
Cold chain equipment available	Yes
Survey/MCH/Immunization/FP registers	Yes
Activities under the National Health Programmes	All done as implemented by Govt.

Date: 09/02/2018

  
Dr. S S Saiyad

  
Dr. Sribatsa Mahapatra

  
Dr. Gajanan H. Nayak

  
Dean


**3.12 Details of U.H.T.C.: Ward Health Unit-131, under Br. XIV at Panchanantala Road, Behala, Kolkata-34, 5 KM. from college**

Population covered by the UHC	36000
It is affiliated to College Yes/No	Yes
Daily OPD	40/day
Diagnostics camps	Done weekly. Gynecology, Pediatrics, Infectious Diseases, RNTCP
Survey/MCH/Immunization/FP registers	Available
Specialist visits if any	Gynecologists, Pediatrics, Ophthalmologist by rotation
No. of Students and interns posted in batches of	25 students per batch
Deficiency if any	Nil

**3.13 CONDUCT OF III MBBS EXAMINATION\_(only for recognition under 11(2)): Not Applicable. (MCI Inspection was on 29<sup>th</sup> February 2018 during the University Examination)**

- University which conducts Examination:
- No. of Candidates appeared in Examination:
- The III MBBS examination (Part-II) was conducted satisfactorily: **yes / no**
- Centre for written/practical examination:
- Was the standard sufficient for MBBS Examination as required by Regulations of the Medical Council of India?


Date: 09/02/2018

  
Dr. S S Saiyad

  
Dr. Sribatsa Mahapatra

  
Dr. Gajanan H. Nayak

Dean



3.14

Medical College-Staff Strength:

Name of College:

Number of students - PG Courses (Yes/No)

Calculation Sheet (Date: \_\_\_\_\_)

Department	Designation	Requirement as per MSR (UG)	Additional faculty required for running PG courses (if any)	Total (UG + PG)	Accepted	Deficiency
Anatomy	Professor	1	Nil	1	1	
	Assoc. Prof.	1	Nil	1	1	
	Asstt.Prof.	1	Nil	1	2	
	Tutor	3	Nil	3	4	
Physiology	Professor	1	Nil	1	1	
	Assoc. Prof.	1	Nil	1	1	
	Asstt.Prof.	1	Nil	1	1	
	Tutor	3	Nil	3	4	
Biochemistry	Professor	1	Nil	1	2	
	Assoc. Prof.	1	Nil	1	0	Extra Professor compensates deficiency of Associate Prof.
	Asstt.Prof.	1	Nil	1	1	
	Tutor	3	Nil	3	4	
Pharmacology	Professor	1	Nil	1	1	
	Assoc. Prof.	1	Nil	1	1	
	Asstt.Prof.	1	Nil	1	2	
	Tutor	2	Nil	2	2	
	Professor	1	Nil	1	1	

Date: 09/02/2018

Dr. S S Saiyad

Dr. Sribatsa Mahapatra

Dr. Gajanan H. Nayak

Dean  
 आ. म. तथ्य वि. एवं अनुसं. क. रा. बी. नि.  
 ए. रा. नि. (पू. के.) प्रो. का. कोलकाता-100  
 ESI-PGIMER, PSC Medical College  
 ESI Hosp. & PSC Medical College

Department	Designation	Requirement as per MSR (UG)	Additional faculty required for running PG courses (if any)	Total (UG + PG)	Accepted	Deficiency
Pathology	Assoc. Prof.	2	Nil	2	2	
	Asstt.Prof.	3	Nil	3	3	
	Tutor	4	Nil	4	4	
Microbiology	Professor	1	Nil	1	1	
	Assoc. Prof.	1	Nil	1	1	
	Asstt.Prof.	1	Nil	1	1	
	Tutor	3	Nil	3	3	
Forensic Medicine	Professor	1	Nil	1	1	
	Assoc. Prof.	0	Nil	0	0	
	Asstt.Prof.	1	Nil	1	1	
	Tutor	2	Nil	2	2	
Community Medicine	Professor	1	Nil	1	1	
	Assoc. Prof.	2	Nil	2	1	1
	Asstt.Prof.	2	Nil	2	3	
	Epidemio-Logist-Cum-Asstt.Prof.	1	Nil	1	1	
	Statistician-Cum-Tutor	1	Nil	1	1	
	Tutor	3	Nil	3	5	
General Medicine	Professor	1	Nil	1	1	
	Assoc. Prof.	3	Nil	3	2	1
	Asstt.Prof.	4	Nil	4	3	1
	Sr. Resident	4	Nil	4	3	1
	Jr. Resident	8	Nil	8	9	
Paediatrics	Professor	1	Nil	1	1	
	Assoc. Prof.	1	Nil	1	1	
	Asstt.Prof.	2	Nil	2	2	
	Sr. Resident	2	Nil	2	3	
	Jr. Resident	4	Nil	4	3	Extra SR compensates

Date: 09/02/2018

Dr. S S Saiyad

Dr. Srihatsa Mahapatra

Dr. Gajanan H. Nayak


Dean




Department	Designation	Requirement as per MSR (UG)	Additional faculty required for running PG courses (if any)	Total (UG + PG)	Accepted	Deficiency
						deficiency of JR
Tuberculosis & Respiratory Diseases	Professor	1	Nil	1	0	1
	Assoc. Prof.	0	Nil	0	0	
	Asstt.Prof.	1	Nil	1	2	
	Sr. Resident	1	Nil	1	1	
	Jr. Resident	1	Nil	2	2	
Dermatology, Venereology & Leprosy	Professor	0	Nil	0	0	
	Assoc. Prof.	1	Nil	1	0	1
	Asstt.Prof.	1	Nil	1	1	
	Sr. Resident	1	Nil	1	0	1
	Jr. Resident	1	Nil	2	2	
Psychiatry	Professor	0	Nil	0	0	
	Assoc. Prof.	1	Nil	1	1	
	Asstt.Prof.	1	Nil	1	1	
	Sr. Resident	1	Nil	1	2	
	Jr. Resident	1	Nil	2	2	
General Surgery	Professor	1	Nil	1	2	
	Assoc. Prof.	3	Nil	3	2	Extra Professor compensates deficiency of Associate Prof.
	Asstt.Prof.	4	Nil	4	5	
	Sr. Resident	4	Nil	4	3	1
	Jr. Resident	8	Nil	8	9	
Orthopaedics	Professor	1	Nil	1	1	
	Assoc. Prof.	1	Nil	1	1	
	Asstt.Prof.	2	Nil	2	2	
	Sr. Resident	2	Nil	2	3	
	Jr. Resident	4	Nil	4	4	

Date: 09/02/2018

Dr. S S Saiyad




Dr. Sribatsa Mahapatra



Dr. Gajanan H. Nayak



Dean



Department	Designation	Requirement as per MSR (UG)	Additional faculty required for running PG courses (if any)	Total (UG + PG)	Accepted	Deficiency
Oto-Rhino-Laryngology	Professor	1	Nil	1	1	
	Assoc. Prof.	1	Nil	1	0	1
	Asstt.Prof.	1	Nil	1	1	
	Sr. Resident	1	Nil	1	3	
	Jr. Resident	1	Nil	2	1	Extra SR compensates deficiency of JR
Ophthalmology	Professor	1	Nil	1	0	1
	Assoc. Prof.	1	Nil	1	1	
	Asstt.Prof.	1	Nil	1	1	
	Sr. Resident	1	Nil	1	2	
	Jr. Resident	1	Nil	2	1	Extra SR compensates deficiency of JR
Obstetrics & Gynaecology	Professor	1	Nil	1	2	
	Assoc. Prof.	1	1	2	1	Extra Prof. compensates deficiency of Associate Prof.
	Asstt.Prof.	2	1	3	5	
	Sr. Resident	2	Nil	2	4	
	Jr. Resident	4	Nil	4	7	
Anaesthesiology	Professor	1	Nil	1	1	
	Assoc. Prof.	2	Nil	2	2	
	Asstt.Prof.	4	Nil	4	6	
	Sr. Resident	3	Nil	3	9	
	Jr. Resident	4	Nil	4	2	Extra SR compensates deficiency of JR
Radio-Diagnosis	Professor	1	Nil	1	0	1

Date: 09/02/2018

Dr. S S Saiyad

Dr. Sribatsa Mahapatra

Dr. Gajanan H. Nayak

Dean/Dean  
क.रा.बी. ला.चि.वि. एवं अनुसं. क.रा.बी. नि.  
आ. म. (पू.क्ष.), जे.के. कोलकाता-700  
व्य.सं.कें. (पू.क्ष.), जे.के. कोलकाता-700  
ESI-PG/MSR, ESI Medical College  
2018/02/09


Department	Designation	Requirement as per MSR (UG)	Additional faculty required for running PG courses (if any)	Total (UG + PG)	Accepted	Deficiency
	Assoc. Prof.	1	Nil	1	1	
	Asstt.Prof.	1	Nil	1	1	
	Sr. Resident	2	Nil	2	1	1
Dentistry	Professor	1	Nil	1	1	
	Assoc. Prof.	1	Nil	1	0	1
	Asstt.Prof.	1	Nil	1	0	1
	JR	1	Nil	1	2	

→ He was accepted in the previous two mes inspections i.e on 30.08.2016 & 17.04.17


Dean/Dean

क.रा.बी.-स्ना.चि.वि. एवं अ.रा.बी. नि.  
आ. म. तथा क.रा.बी. नि. अ. एवं  
व्य.रो.कं. (पू.क्षे.), जोका, कोलकाता-104  
ESI-PGIMSR, ESIC Medical College and  
ESIC Hosp. & ODC (EZ), Joka, Kolkata-104

Date: 09/02/2018

  
Dr. S S Saiyad


  
Dr. Sribatsa Mahapatra

  
Dr. Gajanan H. Nayak

Dean/Dean  
क.रा.बी.-स्ना.चि.वि. एवं अ.रा.बी. नि.  
आ. म. तथा क.रा.बी. नि. अ. एवं  
व्य.रो.कं. (पू.क्षे.), जोका, कोलकाता-104  
ESI-PGIMSR, ESIC Medical College and  
ESIC Hosp. & ODC (EZ), Joka, Kolkata-104  
9/2/18

<b>Notes:</b>
<b>For purpose of working out the deficiency:</b>
(1) The deficiency of teaching faculty and Resident Doctors shall be counted separately.
<b>(A) For Teaching Faculty:</b>
(a) For calculating the deficiency of faculty, Prof., Assoc Prof., Asst. Prof & Tutor in respective departments shall be counted together.
(b) Any excess teaching faculty in higher cadre can compensate the deficiency of lower cadre of the same department only.
(c) Any excess teaching faculty of lower cadre/ category in any department cannot compensate the deficiency of any teaching faculty in the higher cadre/category of the same department or any other department. e.g. excess of Assistant Professor cannot compensate the deficiency of Associate Professor or Professor.
(d) Excess/Extra teaching faculty of any department cannot compensate the deficiency of any teaching faculty in any other department.
<b>(B) For Resident Doctors:</b>
(a) Excess of SR can be compensated to the deficiency of JR of the same department only.
(b) Excess SR/JR of any department cannot compensate the deficiency of SR/JR in any other department.
(c) Any excess of JR cannot compensate the deficiency of SR in same or any other department.
(d) Any excess/ extra teaching faculty of same or any other department cannot compensate the deficiency of SR/JR. e.g. excess of Assistant Professor cannot compensate the deficiency of SR or JR.
(2) A separate department of Dentistry/ Dental faculty is not required where a dental college is available in same campus/city and run by the same management.
(3) Colleges running PG program require additional staff, beds & other requirements as per the PG Regulations - 2000.

Date: 09/02/2018

  
 Dr. S S Saiyad

  
 Dr. Sribatsa Mahapatra


  
 Dr. Gajanan H. Nayak

क.स.बी. स्ना.चि.वि. एवं अनुसं. क.स.बी. वि.  
 आ. म. एम. क. स.बी. वि. अ.  
 वारो. के. (दु.सं.), अकोला, महाराष्ट्र - 432 004  
 ESIP-PMMSR, ESIC Medical College  
 100, Maharashtra  
 Dean

**(Only faculty/residents who signed attendance sheet before 11:00 am on the first day of assessment should be verified. (In case of Junior Residents/Senior Residents on night duty, 12:00 noon.) No verification of Declaration forms should be done for the faculty/residents coming after 11:00 am of the first day of assessment)**

Sr.No	Name	Designation	Department	Remarks/Reasons for Not Considering
1.	Dr Subrata Das	Associate Professor	Obstetrics and gynecology	Dr Subrata Das is promoted as Associate Professor in December 2015 after the cut-off date, i.e September 2015. He is not having original research article (but he is having case report).
2.	Dr Nitish Kallra	Assistant Professor	Dentistry	Dr Nitish Kalra is not having 3 years experience from Medical College
3.	Dr Deepesh Jaiswal	Associate Professor	Dentistry	Dr Deepesh Jaiswal is not having 3 years experience from Medical College

**2) Deficiency of Resident doctors: 06.45 % (i.e. 4 out of 62)**


  
Dr. S S Saiyad

Dr Sribatsa Mahapatra

  
Dr. Gajanan H. Nayak

क.रा.बी.-स्ना.चि.वि. एवं अनुसं. क.रा.बी. वि.  
आ. न. तथा क.रा.बी. नि. अ. एवं  
व्य.रो.वे. (संक्षे.) काका, काकाया- 1964  
20/10/2004

- As per AII

  
Dr. Gajanan H. Nayak

*(Handwritten signature)*



क.स.बी.नि.  
ESIC  
कर्मचारी राज्य बीमा निगम  
Employees' State Insurance Corporation

Chinta Se Mukti


**EMPLOYEES' STATE INSURANCE CORPORATION**  
**OFFICE OF THE DEAN**  
**ESI-PGIMSR & ESIC MEDICAL COLLEGE**  
**ESIC Hospital & ODC (EZ)**  
Diamond Harbour Road, P.O. Joka, Kolkata - 700104  
Tel No: (033) 24381382, Tel/Fax No: (033) 24381176  
E-mail: deanpgi-joka.wb@esic.nic.in

No. 412 (DEAN-JOKA).Z/16/12/MCI/2016/Vol. I

Dated: 19.02.2018

To

**The Secretary,  
Medical Council of India,  
Pocket - 14, Sector - 8,  
Dwarka Phase - 1,  
New Delhi - 110077.**



**Subject: Regarding observation against the deficiency pointed out by the MCI assessors during their visit (Recognition inspection) on 8th and 9th February, 2018.**

Sir/Madam,

I am hereby submitting the observation against the deficiency pointed out by the MCI Assessors during their visit (Recognition inspection) on 8<sup>th</sup> & 9<sup>th</sup> February, 2018.

Yours faithfully

(Prof. Joydeb Roychowdhury)

Dean

डॉ. जयदेव रायचौधुरी / Dr. Joydeb Roychowdhury  
निदेशक प्राध्यापक / Director Professor  
डीन / Dean  
क.रा.बी.-स्ना.चि.वि. एवं अनु.सं., क.रा.बी. नि. आ.म.  
ESI-PGIMSR & ESIC Medical College  
क.रा.बी.नि. अस्पताल एवं व्या.रो.कें (पू. क्षेत्र),  
ESIC Hospital & ODC (EZ), Joka  
डायमंड हार्वर रोड, जोका, कोलकाता- ७०० १०४  
Diamond Harbour Road, Joka, Kolkata- 700 104

UG


19/2/18


Sl No	MCI Assessors Observations FINAL RECOGNITION Inspection on 08/09.02.2018	Observations of Dean ESIC PGIMSR & ESIC Medical College, Joka	Remarks
1.	Deficiency of teaching staff: Shortage has been shown as 9.43% (Annexure-1) (S Nos 1-5) and Bed Occupancy is 88.08%.	<p><i>As per MCI Gazette Notification, faculty deficiency is below 10% and bed occupancy is more than 80% as per requirement for MCI Final Recognition inspection (Annexure-1A). However, 02 Dental faculties should have been accepted by Assessors. The particulars of these 02 faculties have been mentioned below:-</i></p> <ol style="list-style-type: none"> <li><b>Dr. Nitish Kalra, Assistant Professor, Dentistry</b> has not been accepted because he doesn't have 3 years teaching experience from medical college vide MCI Minimum Qualification for Teachers (Amended up to 8<sup>th</sup> June, 2017 (Annexure-2). But, this clause is applicable to BDS preferably with MBBS. Also, in the same clause, it has been mentioned that he should have a recognized post graduate qualification in the subject of Dentistry. Dr. Kalra is MDS from Government Dental College &amp; Research Institute, Bangalore in May, 2013 (Annexure-3). He has been accepted in the previous two MCI inspections on 30.8.16 and 17.4.17 (Annexure-3). Since 1.6.16, he has been working here as Assistant Professor on the virtue of his acceptance in the previous two MCI inspections (copy of 30.8.16 enclosed while the 17.4.17 was a compliance inspection, hence the copy is not available on your website but that can be verified from your records). I have made this observation on Page no 34 of the assessor's report (Annexure-4) also against the non-acceptability of the teaching faculty. <i>Therefore, if he is accepted the deficiency of faculty will be further reduced to 8.49%. Referring to the gazette notification dated 8.6.17 dated Pg No. 304/305 S No C Point No 1 where it is clearly mentioned that Post graduate qualification must be from a recognized college (He has passed out MDS from Government Dental College &amp; Research Institute, Bangalore in May, 2013).</i></li> <li><b>Dr. Deepesh Jaiswal, Associate Professor, Dentistry</b> has not been accepted because he doesn't have 3 years experience from medical college vide MCI Minimum Qualification for Teachers (Amended up to 8<sup>th</sup> June, 2017 (Same as Annexure-2). Dr. Jaiswal has a total of 4 years Senior lecturer/Assistant Professor. Out of these 4 years, 01 year 03 month from 30.06.2011 to 06.10.2012 was served in Institute of Dental Sciences, Bareilly having Rohailkhand Medical College in the same campus (Annexure-5). He has more than 2 publications indexed in Index Copernicus (Annexure-6) and 1 year 11 months as reader (Associate professor) in Awadh Dental College, Jamshedpur (Annexure-7) before joining in ESIC medical College, Joka on 28.11.17 (Annexure-8). Therefore, he has already achieved more than 5 years of teaching experience as Assistant Professor in recognized Medical/Dental Colleges. This is clearly mentioned in MCI gazette notification dated 8.6.17 Pg Nos. 301-304 S No B Pont No 1 (Same as Annexure-2). This clearly mentions the eligibility of Dr. Jaiswal to be accepted as Associate Professor, Dentistry. <i>If he is counted, the deficiency will get further reduced to 7.54%.</i></li> </ol>	
2.	Deficiency of Residents Doctors is 06.45%	Deficiency regarding Resident Doctors is 6.45% which is acceptable for recognition.	
3.	Deficiency of the infrastructure of college and hospital if any:	Deficiency of the infrastructure of college and Hospital regarding Common rooms for boys and Girls both of which are less than 50sq mt as against 100 Sq mt and not having attached toilets. , girls common room has	

*Dr. 88*  
19/12/18



	<p>Common Room for Boys &amp; Girls: Both Rooms are less than 50 sq. M and not having attached toilets.</p> <p>Common Pantry, Examination Room, Store Room &amp; Staff Room for TB &amp; Respiratory Medicine, Psychiatry, Dermatology Wards</p>	<p>been compartmentalized with three rooms accommodating particular item wise sports materials in every room. One attached toilet room has been constructed.</p> <p>Regarding boys common room, Because of the OPD plan layout already sanctioned from ESIC headquarters, surface area though is less than 100 sq mt., the room has easily accommodated one TT table and one carom board for the use of the boys. 01(One) toilet which was adjacent to the room, has now been constructed as an attached toilet as per Assessors observation.</p> <p>All these departments of TB &amp; Chest, Psychiatry, Dermatology wards are allied subjects of Medicine and they are located in the same floor and same Ward Complex. Therefore all these wards in a cubicle format with 5 beds each in 5th&amp; 6th floor have been provided with common pantry, store room and staff room.</p>	
4.	Deficiency of Clinical material if any please mention category wise	There is no deficiency.	
5.	<p>No 300 mA X-Ray, No IITV</p> <p>Portable X-ray is not available (Page 15, Point No. 2.8)</p> <p>Hospital Lecture Theatre is not Gallery Type</p> <p>Hostel: As per AII As per AII</p>	<p>As per MCI requirement for recognition in the minimum standard requirement for 100 admissions amended up to August 2017 in page no 92 and 130 (<b>Annexure-9</b>), it has been clearly mentioned that conventional X ray and IVV required is 3. Therefore we have 01 (One) 800 and 02 (two) 600mA X ray machines. <b>IITV available (Annexure-10).</b></p> <p>But according to MCI assessors in phase wise infrastructural facilities mentioned in another site which have been amended up to July 2017 it has been written we need to have 02 (two) 300 mA machine in addition. However as per MCI observations given to us the tender process through GeM for purchase of these two machines have already been initiated and machine will be installed very shortly. <b>Tender order enclosed (Annexure-11).</b></p> <p>Available. During inspection, it has gone to the wards for emergency X-ray (<b>Photo with registration certificate-Annexure-12</b>).</p> <p>Hospital Lecture Theatre is Flat Type because of the floor architect plan in the 9<sup>th</sup> floor of the Hospital Building. But, it is well furnished and accommodate 150 students. Due to room plan in the hospital building it cannot be made gallery type.</p> <p>Girls students are staying in residential quarters equipped with kitchen facility in every quarter. Girls hostel G plus 15 are almost ready where mess facility separately will be available. At present they are sharing in a common mess in the boys hostel. First 3 floors of the girls' hostel are available now for interns. Rest of the floors along with the mess facility will be handed over within a month.</p>	

  
 डॉ. जयदेव रायचौधुरी / Dr. Joydeb Roychowdhury  
 निदेशक प्रोफेसर / Director Professor  
 डीन / Dean  
 क.रा.बी. स्ना.चि.वि. एवं अनुसं. क.पी.नि.आ.म.  
 ESI-PGMSDR & ESIC Medical College  
 क.रा.बी.नि. अस्पताल एवं च्या.रो.के. (पू. क्षे.),  
 ESIC Hospital & ODC (EZ), Joka  
 डायमंड हार्बर रोड, जोका, कोलकाता- 700 104  
 D. H. Road, Joka, Kolkata- 700 104



156276

01/02/2018

# **MEDICAL COUNCIL OF INDIA**

## **STANDARD INSPECTION FORM**

### **FORM - C**

On the

Final M.B.B.S. Examination of West Bengal University of Health Sciences.  
Kolkata

In the subject of

GENERAL SURGERY & Medicine

held at

ESIC Medical college & Hospital

Place

Joka. Kolkata

1. Date of Inspection : 29.01.2018
2. Names of Inspectors : 1. Dr. D Abhivardhan  
2. Dr. R V Dosi
3. Date of last Inspection/Visitation : N A
4. Name of last inspectors/Visitors : NA
- 5.

Defects pointed out in the last inspection/visitation if any	Remarks by the University
NA	NA

*D. Abhivardhan*  
(Dr. D. Abhivardhan)

*Dr. R V Dosi*  
(Dr. R V Dosi)

*Dr. J. R. Doshi* 29.1.18  
(Dr. J. R. Doshi)

**Scheme of Examination** 1. (surgery&medicine)

1. Theory Marks allotted

Final Examination

Paper I 60

Paper II 60

Internal Assessment 30

2. Clinical/practical

Final Examination 100

Internal Assessment 30

3. Oral 20 (included in theory)

Minimum marks for  
Passing the Exam.

50% Separately for theory including oral  
and clinical/Practical and 50 %  
inaggregate both in theory and clinical  
which include internal assessment.

**A. Theory**

1. Theory paper

Subject

Time for the paper (1 copy of  
each of the papers attached).

No. 1 Medicine

2 1/2 hours

No. 2 Medicine

2 1/2 hours

Dates on which conducted : ( MEDICINE)

(SURGERY)

Paper I on 05.01.2018

Paper II on 06.01.2018

Paper I on 10-1-2018

Paper II on 11-1-2018

2. Where conducted : Calcutta National Medical College
3. Invigilation arrangements : Continuous invigilation by faculties from pre & para clinical disciplines
4. No. of candidates appeared : 88
5. Papers setters : The question papers were provided by Controller of examinations WBUHS (Confidential)

Name & qualification	Designation	Experience as Examiner

**Remarks by the Inspectors/Visitors regarding  
(MEDICINE THEORY)**

a) Nature of the questions.

Paper I

- Group A: Compulsory long question 10 Marks
- Group B: Long question (1 out of 2) 10 Marks
- Group C: Short notes (5 out of 7; 4 Marks each) 20 Marks
- Group D: Short questions (5 out of 7; 4 marks each) 20 Marks

Paper II

- Group A: Compulsory Long question; 10 Marks
- Group B: Long question (1 out of 2) 10 Marks
- Group C: Short notes (5 out of 7; 4 marks each) 20 Marks
- Group D: Short notes (5 out of 7; 4 marks each) 20 Marks

**(SURGERY)**

Paper I

- Group A: Compulsory long question of basic nature 15 Marks
- Group B: Long question (1 out of 2) 15 Marks
- Group C: Short note (3 out of 5; 5 Marks each)
- Group D: Short questions on Orthopedics (3 out of 5; 5 marks

each)

Paper II

- Group A: Long question of basic nature; 15 Marks
- Group B: Long question on clinical Surgery (1 out of 2; 15 Marks)
- Group C: Short notes (3 out of 5; 5 marks each)
- Group D: Short notes (3 out of 5; 5 marks each)

- b) Do they cover the whole field of prescribed curriculum YES Nature of the questions.
- c) What is the standard displayed in the answers. Satisfactory
- d) What is the nature of assessment.  
External & internal examiners deputed as clinical examiners also check answer scripts of theory papers. One group of each paper checked by one examiner. Equal distribution has been done between internal & external examiners.
- e) What is the minimum percentage necessary for passing the theory examination  
50% marks in theory exam combined with marks obtained in oral examination
- f) What percentage of marks obtained at periodical examinations conducted during the course is carried forward to the final examination.  
Internal assessment mark of 30 out of 150 in final is carried forward 20%)
- g) Method of assessment of examination conducted  
During the course of study to be clearly stated.  
One mock examination each at the end of 7th 8th & 9th semester & the aggregate marks achieved out of 30 in theory & practical separately were sent to university. The theory exams consisted of 2 papers of 60 marks each & practical exam was of 60 marks in each semester.
- h) How has it influenced the result at the final examination:  
Internal assessment mark is considered to pass in aggregate

## II. Practical/clinical

How is the practical examination conducted give details. (

(MEDICINE)

One long case : 60 marks

One short case: 30 marks. Two Spot cases each 05 Marks

V How is the practical examination conducted give details.

Viva : Instruments, ECG, X-ray/CT Scan & Cards 05 Marks each: Total 20 marks

**(SURGERY)**

One long case : 40 marks

Two short cases: 20 marks each. One short case each from Surgery & Orthopedics

Question & description based on Surgical anatomy & operative Surgery 20 Marks

Does the practical cover the different branches of the subject? Yes

a) Time allotted for section.

45 minutes for students to examine the long case & 15 minutes for discussion

15 minutes for students to examine the short cases & 15 minutes for discussion

b) Examiners 1) **(MEDICINE)**

	Names & qualification	Designation	Experience as examiner
<b>Internal</b>	Prof.(Dr.) Tapas Kumar Mondal MBBS.MD.(Medicine)	Professor & Head Medicine ESI-PGIMSR, Joka, Kolkata	20 years
	Dr. Rimi Som Sengupta MBBS.MD.(Medicine)	Associate Professor Medicine ESI-PGIMSR, Joka, Kolkata	1 <sup>st</sup> appointment as examiner
<b>External</b>	Prof.(Dr.) Prithwiraj Bhattacharjee MBBS.MD.	Professor & Head Medicine Silchar Medical College, Silchar	16 years
	Prof.(Dr.) Lakhan Singh MBBS.MD.(Medicine)	Professor & Head Medicine CIMS, Bilaspur Chattisgarh	16 years

## 2)(SURGERY)

	Names & qualification	Designation	Experience as examiner
Internal	Prof(Dr) Sumanta Kumar Ghosh MBBS.MS.FRCS(Edin&Glas)	Prof & Head General Surgery ESIC Medical College. Joka	Since 2017 (1 year)
	Prof(Dr) Sanjay Keshkar MBBS.MS.DNB	Prof & Head Orthopedics ESIC Medical College. Joka	Since 2017 (1 year)
External	Prof(Dr) Syed Hasan Harris	Professor General Surgery Aligarh Muslim University. Aligarh	Since 1999 (19 years)
	Dr Vibhuti Vushan	Additional Professor. General Surgery. Institute of Medical Sciences. Seikhpura. Patna	Since 2016 (2 years)

Mode & conduct of practical. All 4 examiners evaluate all the students in 2 pairs composed of 1 internal & 1 external examiner in each.

Is it in batches or otherwise. Yes, Total 88 students in 4 batches of 22 on each day over 4 days.

c) Are there other centers where the Examination is conducted by the same University? No

If so, where? NA

i) Do the same examiners conduct the examination in other centers too?

No

D. Abhishek

47

29-7-18



- ii) If not what steps are taken to ensure uniformity of standard.

The university provides guidelines for the conduct of the examination including distribution of marks under each heading.

d) Date of Examination 29.01.2018-01.02.2018

e) Date and time when the examination was inspected. 29/01/2018 from 9:30 AM onwards

f) Are the invigilation arrangements satisfactory? Yes

g) No. of candidates appeared. 22 each day(Each Subject)

h) Number & type of questions (a copy of the question paper attached)

i) What is the minimum percentage of required for passing. 50%

Clinical

1. Date of Examination. 29.01.2018-01.02.2018

2. Date & time when the examination was inspected. . 29/01/2018 from 9:30 AM onwards

3. Are the invigilation arrangements satisfactory?  
Yes

*D. Bhandari*

*(Signature)*

*29.01.18*

4. No. of candidates appeared. 88  
22 on each day X 4 days (each subject)
5. Long cases                      One for each student
6. Type of cases given (list attached)
7. Time allotted for study of the case. 45 minutes for a long case & 15 minutes for short case
8. Nature of Discussion of case by the candidate  
History taking, demonstration of clinical skill & their interpretation for differential diagnosis & management of clinical problem in the given case :  
Satisfactory
9. Time of discussion                      15 minutes
10. Was the discussion fair, searching and sufficient practical? Yes

#### **Short Cases**

1. Type of cases given (List attached).
2. How many cases were given to each candidate?  
**(MEDICINE)**  
One each student  
2 spoters for each student  
**(SURGERY)**  
Two (at least 1 from Orthopedics) if the long case is from Surgery & 2 short cases from Surgery for the candidates given an orthopedics case as long case
3. How long did examination in short cases last for each Candidate?  
15 minutes for each case
4. Standard displayed by the candidates in general in the clinical part of the examination. : Satisfactory
5. How was the assessment done? Demonstration of clinical finding & its interpretation by the students
6. Was it done jointly by more than one Examiner? Yes, 1 internal & 1 external examiner
7. How may marks are allotted for clinical examination: 40 MARKS

D

*[Signature]*

*[Signature]*  
9

*[Signature]*  
1-15

8. What is the minimum percentage for passing the clinical part? 50%
9. Are marks obtained in any other part of the examination added on to that obtained in the clinical examination? No
10. Are marks given for clinical works done in the wards added on to the marks obtained in the clinical examination? Yes
11. If so, to what extent? 30 marks.
12. How has it influenced the result at the final examination? 20% IS ADDED TO FINAL EXAM

(Method of assessment of clinical work in the wards may be clearly stated).  
Continuous assessment by periodic semester examinations at the end of 7, 8<sup>th</sup> & 9<sup>th</sup> semester. 2 exams each of 60 marks & out of that 30 marks are taken for internal assessment marks.

### VIVA-VOICE

#### MEDICINE

1. What did it consist of X ray, ecg, ct scan, drugs, specimens, emergencies, procedures, clinical data interpretation  
(Give extent of coverage of subject)  
Surgery  
Consists of four separate tables containing X-ray, Surgical instruments, Specimens & Surgical problems
2. How was it conducted? Over 2 tables by pair of examiners(internal + external) each table over 5-7 minutes
3. What was the standard? Satisfactory
4. What was the nature of assessment?  
OBJECTIVE&SUBJECTIVE
5. Was it done jointly by more than one examiner? Yes
6. How are the marks obtained in different parts of the examination grouped?

Theory: 170. (Final examination 120 + Viva 20 + Internal assessment 30)

Clinical/Practical: 130 (Final examination 100 + Internal assessment 30)

7. What is the minimum for passing in each and in the grand total? 50%
8. Results for the last three years. NA
9. No. of students appeared? 88 this year
10. No. of students passed? Result not prepared
11. Other remarks if any. THEORY CORRECTION & PRACTICAL EXAMINATION  
IN SAME CENTRE BY SAME EXAMINERS

**Conclusions :**

Was the examination conducted satisfactorily?

YES

Observations of the assessors are to be made in assessment report only.

Was the standard sufficient for the M.B.B.S. examination as required by  
Regulations of the Medical Council of India? YES

Observations of the assessors are to be made in assessment report only.


D. Anand, Secy

29.1.18



DEPT. OF MEDICINE, ESIC MEDICAL COLLEGE, JOKA (KOLICATA)

LONG CASE LIST				
NO	PATIENT NAME	AGE	DIAGNOSIS	IP NO
1	NIBHARANI MONDAL	48YRS	ASCITES	4114328849
2	SEFALI PAIKAR	60 YRS	COMPRESSIVE MYELOPATHY	4113960120
3	USHA SHAH	58 YRS	MS / PAH	4115055332
4	ANIMA MUKHERJEE	70 YRS	ICH / LEFT HEMIPARESIS	4105253249
5	PRAKASH GIRI	48 YRS	RHD/MS/MR	4105433978
6	RADHAYSHYAM PASWAN	56 YRS	DCLD WITH ASCITES	4113077911
7	ABHIJIT NASKAR	27 YRS	DCLD WITH ASCITES/ MDS	4114921231
8	ANANDA MOHAN NASKAR	64 YRS	RIGHT SIDED PLEURAL EFFUSION	4105320514
9	AYAN KULEY	13 YRS	VSD	4111057434
10	AMITAB KUMAR	16 YRS	OS-ASD	4118983725
11	DEBI BALA	77 YRS	CVA / LEFT HEMIPARESIS	4109613022

  
 PROF & HOD. Dr. Tapas Kumar Mondal  
 DEPT. OF MEDICINE, ESIC Medical College, Joka, Kolkata-700104  
 ESIC Medical College, Joka, Kolkata-700104

DEPT. OF MEDICINE, ESIC MEDICAL COLLEGE, JOKA, KOLKATA

No	PATIENT NAME	AGE	DIAGNOSIS	IP NO
1	SUSANTA PATRA	20 YRS	B-THALASSEMIA MAJOR	4111508726
2	NISHIKANTA MAJHI	62 YRS	RHD/ CHRONIC AF	4113123093
3	KHOKAN SARDAR	14 YRS	B-THALASSEMIA MAJOR	4115704340
4	BISWANATH SARDAR	50 YRS	DCLD WITH ASCITES/ RIHGT PLEURAL EFFUSION	4113562261
5	AJI MULLAH	70 YRS	AORTIC STENOSIS	4111360505
6	BITU PURKAIT	20 YRS	VSD	4115833771

*Dr. Jyoti Kumar Mondal*  
29/11/18  
PROF & HOD,

DEPT. OF MEDICINE,

ESIC MEDICAL COLLEGE, JOKA, KOLKATA-700104

Dr. Jyoti Kumar Mondal  
Professor & H.O.D. Medicine  
ESIC Medical College and Hospital (EZ), Joka,  
Kolkata-700104

DEPT. OF MEDICINE, ESIC MEDICAL COLLEGE, JOKA, KOLKATA.  
SPOT CASE LIST

No	PATIENT NAME	AGE	DIAGNOSIS	IP NO
1	MADAN MOHAN SARDAR	50 YRS	ACROMEGALY	4113864569
2	BIMAN CH SIPAI	52 YRS	PEDAL EDEMA	4105782105
3	BHUPAL MONDAL	56 YRS	JAUNDICE	4114457663
4	NIBEDITA HALDER	18 YRS	ACLE	4113047516
5	KADBANU BIBI	48 YRS	HERPES ZOSTER	4105788907
6.	BHOLA PRASAD	66	PSORIASIS	4119658601

*Dr. Tapes Kumar Mondal*  
29/1/18  
PROF. & HOD,

DEPT. OF MEDICINE

ESIC MEDICAL COLLEGE, JOKA, KOLKATA-700104

डा. तापस कुमार मंडल / Dr. Tapes Kumar Mondal  
प्रभ्यापक एवं विभागाध्यक्ष, चिकित्सा विभाग  
Professor & H.O.D. Medicine  
क. रा. बी. स्ना. चि. वि. एवं अनु. संस्थान, तथा  
ESI-PGIMS and  
क. रा. बी. स्ना. एवं चि. वि. के. (पू. क्षेत्र), जोका,  
ESIC-Hospital & ODC (EZ), Joka,  
कोलकाता / Kolkata-700104





कचबीनि  
ESIC  
कर्मचारी राज्य बीमा निगम  
Employees' State Insurance Corporation

Chinta Se Mukti

EMPLOYEES' STATE INSURANCE CORPORATION

**Department of Surgery**  
**ESI-PGIMSR & ESIC MEDICAL COLLEGE**  
ESIC Hospital & ODC (EZ)  
Diamond Harbour Road, P.O. Joka, Kolkata – 700104

Date:- 29/01/2018

**LONG CASES**

1. RIGHT INGUINAL HERNIA
2. ABDOMINAL LUMP
3. VARICOSE VEIN OF LOWER LIMB
4. NON-TOXIC MULTINODULAR GOITRE
5. SOLITARY THYROID NODULE
6. TOXIC MULTINODULAR GOITRE
7. INCISIONAL HERNIA
8. PORT SITE HERNIA
9. CARCINOMA BREAST
10. OBSTRUCTIVE JAUNDICE
11. PARAUMBILICAL HERNIA
12. CHRONIC CALCULUS CHOLECYSTITIS
13. POST TRAUMATIC AVN (LEFT) FEMORAL HEAD
14. INTERTROCHANTERIC # LEFT FEMUR
15. # NECK OF RIGHT FEMUR

डॉ. सुमंत कुमार घोष  
Dr. Sumanta Kumar Ghosh  
प्रभारक एवं विभागाध्यक्ष/Professor & HOD  
शल्य चिकित्सा विभाग/Dept. of Surgery  
क.रा.बी.नि. एवं अनु.सं., क.रा.बी.नि.  
ए.पी.जी.आई. जोका, कोलकाता-104  
Diamond Harbour, ESIC Medical College and  
ODC (EZ), Joka, Kolkata-104



कर दै नि  
ESIC  
कर्मचारी राज्य बीमा निगम  
Employees' State Insurance Corporation

Chinta Se Mukti

## EMPLOYEES' STATE INSURANCE CORPORATION

**Department of Surgery**  
**ESI-PGIMSR & ESIC MEDICAL COLLEGE**  
ESIC Hospital & ODC (EZ)  
Diamond Harbour Road, P.O. Joka, Kolkata - 700104

Date : - 29/01/2018

### SHORT CASES

1. FIBROADENOMA BREAST
2. DIABETIC FOOT ULCER
3. HYDROCOELE (LEFT)
4. EPIGASTRIC HERNIA
5. SQUAMOUS CELL CARCINOMA OF RIGHT ANGLE OF MOUTH
6. BENIGN PAROTID SWELLING
7. DERMOID CYST OF SCALP
8. PHIMOSIS
9. PARAUMBILICAL HERNIA
10. LYTIC LESION ? CHRONIC OSTEOMYELITIS DISTAL PHALANX RIGHT GREAT TOE
11. LYTIC LESION ? ABC RIGHT PROXIMAL HUMERUS WITH PATH. #
12. LEFT WRIST SWELLING? GANGLION
13. NON UNION / ? RE - FRACTURE SUPRACONDYLAR # LEFT HUMERUS
14. RELAPSED CTEV BOTH FEET
15. CUBITUS VARUS DEFORMITY LEFT ELBOW DUE TO MALUNITED SUPRACONDYLAR FRACTURE
16. ABOVE KNEE AMPUTEE DUE TO OSTEOSARCOMA PROXIMAL TIBIA (LEFT)
17. SECONDARY ARTHRITIS IP JOINT LEFT THUMB
18. DORSAL GANGLION RIGHT HAND
19. TRANSVERSE # LEFT PATELLA.
20. RADIAL NERVE PALSY ( LEFT) ARM WITH OPERATED # SHAFT OF HUMERUS

डॉ. सुमंत कुमार घोष  
Dr. Sumanta Kumar Ghosh  
प्राध्यापक एवं विभागाध्यक्ष/Professor & HOD  
शल्य चिकित्सा विभाग/Dept. of Surgery  
क.रा.बी.स्ना.वि.वि. एवं अनु.सं., क.रा.बी.  
आ.म. तथा क.रा.बी.वि.अ. एवं  
व्य.रो.कें. (पू.क्षे.), जोका, कोलकाता-700104  
ESI-PGIMSR & ESIC Medical College  
ESI Hospital & ODC (EZ), Joka, Kolkata

29/1/18

## **Obstetrics Case (LONG CASE)**


KOLKATA

1. Shobha devi - Post cs breech at 36wks 5 days
2. Brihaspati - Post-Cs pregnancy
3. Supriya Mondal - Twin Pregnancy
4. Madhumita Mondal - Pregnancy with hypothyroidism
5. Anushree Adak – SGA
6. Priya Pramanick - Pregnancy with HDP
7. Pinky Mondal - Pregnancy with chronic hypertension
8. Rama Biswas - Post-cs, GDM on Insulin
9. Supriya das - Primi at 35wks 5 days with obstetric cholestais
10. Khukumoni kayal - Primi at 36wks 6 days with gdm on mnt
11. Primi with breech at 37 wks 1 days - Shyamali dewan
12. Nayantara - Post-cs, GDM, Polyhydramnios, Obstetric Cholestasis
13. Sabana Bibi - Near term (35weeks) pregnancy with gastritis
14. Jayashree Sardar - Post-cs pregnancy
15. Sultana Bibi - Small for gestational age
16. Rebina singh - Primi 35wks 2 days with hypothyroid
17. Meherunissa bibi - Twin 30 wks
18. Pampa Halder - Post-cs pregnancy
19. Dipa singh - Normal pregnancy
20. Guria Devi - Peuparium
21. Priya Ghosh - Peurparium
22. Chaitrali Chakraborty - Pregnancy with Mitral Valve Replacement
23. Anjali Paul - Pregnancy with Pelvic SOL

*Arora*  
**ARORA**  
Senior Professor  
Head of the Department  
Dept. of Obstetrics & Gynecology  
ESI-PGIMS & ESIC Medical College  
Joka, Kolkata-70

## GYNAECOLOGY CASE LIST (SHORT CASES)

1. Lipika - Primary Infertility with pelvic SOL
2. Shelly dutta - 16 weeks fibroid
3. anima Sardar - GU prolapse
4. Palani mondal - Third degree genito urinary prolapse
5. Papiya Khatun - Ovarian Cyst
6. Arati Singh - Fibroid uterus with AUB with anaemia
7. Pinky raj - Secondary infertility
8. Brihaspati Biswas - Secondary Infertility
9. Ajita Mondal - AUB with anaemia
10. Radharani Manna - Complete Perineal Tear
11. Gita manna - Carcinoma cervix stage iib
12. Laila bibi - Hypogastric mass ( fibroid )
13. Kabita sengupta - 20 weeks ovarian SOL
14. Tilottama - 16 weeks size fibroid
15. Anjali Mondal - Fibroid Uterus with anaemia
16. Rakhi Ghosh - Secondary Infertility with cervical fibroid
17. Alpana Majumdar - AUB with fibroid with anaemia
18. Asima Paul - GU prolapse
19. Sandhya mondal - Second degree genito urinary prolapse
20. Phulkumari Hazra - GU Prolapse with Ovarian SOL
21. Sabitra halder - Old complete perineal tear
22. Atasi Das - Anterior vaginal wall cyst with GU Prolapse

  
Dr. NALINI ARORA  
Director Professor  
Dept. of Obstetrics & Gynecology  
HMSR & ESIC Medical College  
Joka, Kolkata-104

# Pediatrics

## CASE LIST

### LONG CASES

- 1) PALLOR WITH HEPATOSPLENOMEGALY
- 2) CONGENITAL ACYNOTIC HEART DISEASE (VSD)
- 3) FEVER WITH LYMPHADENOPATHY
- 4) CONGENITAL ACYNOTIC HEART DISEASE (VSD)
- 5) PALLOR WITH HEPATOSPLENOMEGALY
- 6) PALLOR WITH HEPATOSPLENOMEGALY
- 7) PALLOR WITH HEPATOSPLENOMEGALY
- 8) DEVELOPMENTAL DELAY (DOWNS SYNDROME)
- 9) LOWER RESPIRATORY TRACT INFECTION WITH CONSOLIDATION
- 10) FEVER WITH HEPATOSPLENOMEGALY IN A CASE OF FAILURE TO THRIVE
- 11) CONGENITAL ACYNOTIC HEART DISEASE (VSD)

### SHORT CASES

- 1) TERM NEWBORN
- 2) LOW BIRTH WEIGHT NEWBORN
- 3) NEWBORN WITH MONGOL SPOTS



Dr. P. Ramesh  
MBBS / Head of the Department  
of Pediatrics / FSI-PGIMS and  
PGIMS, Patna  
PGIMS Hospital & COOP  
Society / Patna

**The West Bengal University of Health Sciences**  
**M.B.B.S. 3rd Professional Part – II Examination, 2018**

Subject: Obstetrics & Gynaecology  
Paper: I

Full Marks: 40  
Time: 2 hrs.

*Use separate answer script for each group*  
*Attempt all questions. The figures in the margin indicate full marks.*

**Group-A**

1. A lady comes with history of 8 months amenorrhoea, on examination fundal height was found to be of 24 weeks size – What are the possibilities? Give an outline of diagnosis and management of intra-uterine Foetal Death (IUFD). 2+4+4

**Group-B**

2. Define PPH. What are the causes of PPH? How do you manage a case of atonic PPH immediately after vaginal delivery? 2+3+5

**Group-C**

3. Write short notes on (*any two*) of the following : 2 x 5
- a) Plane of least pelvic dimension.
  - b) Medical management of ectopic pregnancy.
  - c)  $\text{MgSO}_4$  (Magnesium Sulphate) therapy in eclampsia.
  - d) Apgar score.

**Group-D**

4. Answer briefly *any two* of the following : 2 x 5
- a) Once caesarean section is not always caesarean section – justify.
  - b) Routine ultrasonography (USG) examination in second trimester (18-20 weeks), to all pregnant mother is mandatory – Justify.
  - c) Supplementation of folic acid is necessary in all pregnancies – Justify.
  - d) All labours should be monitored by partograph – comment. .

**The West Bengal University of Health Sciences**  
**M.B.B.S. 3rd Professional Part – II Examination, 2018**

Subject: Obstetrics & Gynaecology  
Paper: II

Full Marks: 40  
Time: 2 hrs.

*Use separate answer script for each group*  
*Attempt all questions. The figures in the margin indicate full marks.*

**Group-A**

1. What are the common causes of lower abdominal lump in women of reproductive age group? How will you differentiate clinically between ovarian and uterine lump? Enumerate the common epithelial ovarian tumours. 3+4+3

**Group-B**

2. A woman aged 35 years came to OPD with the complaint of something coming down per vagina. What are differential diagnosis and distinguishing features of these conditions? Discuss the different treatment options available for second degree vagino-uterine prolapse. 2+4+4

**Group-C**

3. Write short notes on (*any two*) of the following : 2 x 5

- a) Puberty menorrhagia.
- b) Complications of ovarian tumours.
- c) Definition and causes of secondary amenorrhoea.
- d) Tubal factors of infertility.

**Group-D**

4. Answer briefly *any two* of the following : 2 x 5

- a) Carcinoma cervix is a preventable malignancy – Justify.
- b) Post-menopausal bleeding per vagina should always be investigated – justify.
- c) Different types of menstrual abnormalities may be associated with leiomyomas – Comment.
- d) Three swab test differentiates the different urinary fistulas – Comment.

LNU 00 0 1 1 1  
W B

**The West Bengal University of Health Sciences**  
**M.B.B.S. 3rd Professional Part – II Examination, 2018**

Subject: Medicine  
Paper: I

Full Marks: 60  
Time: 2½ hrs.

*Use separate answer script for each group*  
*Attempt all questions. The figures in the margin indicate full marks.*

**Group-A**

1. Enumerate the causes of ascites. Write in short evaluation and treatment of ascites. 2+4+4

**Group-B**

2. a) How to approach to a 35 years old female patient suffering from multivulvuler rheumatic heart disease come to emergency with severe breathlessness. Out line the management strategy of such a patient. 6+4

or

- b) A young male patient is having low grade fever, anorexia nausea for several days, followed by yellowish discolouration of eyes and high coloured urine. What is the probable diagnosis? How will you investigate the case? How will you manage the case? 2+4+4

**Group-C**

3. Write short notes on (*any five*): 5 x 4

- |   |                         |
|---|-------------------------|
| a) Diagnostic criteria.                 | b) Purpuric rash.       |
| c) Hyperpigmentation.                   | d) Korsakoff psychosis. |
| e) Post Kala-azar dermal Leishmaniasis. | f) G-6PD deficiency.    |
| g) Cardiac tamponade.                   |                         |

**Group-D**

4. Answer in brief on *any five* of the following : 5 x 4

- a) Hypercalcemia.
- b) Classification of Lupus Nephritis
- c) Obstructive Sleep apnea.
- d) Extraarticular manifestation of Rheumatoid arthritis.
- e) Dermatological manifestation of HIV.
- f) HLA- B27
- g) Chronic Lead poisoning.



Library

016 / 18

**The West Bengal University of Health Sciences  
M.B.B.S. 3rd Professional Part – II Examination, 2018**

**Subject: Medicine**

**Paper: II**

**Full Marks: 60**

**Time: 2½ hrs.**

*Use separate answer script for each group*

*Attempt all questions. The figures in the margin indicate full marks.*

**Group-A**

1. Discuss causes, clinical features and management of Guillain-Barré syndrome 2+6+2

**Group-B**

2. a) A 44 years female presented with palpitation, weight loss, and fatigue for last 2 months with a progressive swelling in anterior part of neck for last one month.. What is your diagnosis? Discuss the investigation and management. 2+4+4

**or**

- b) A 60 years old diabetic patient came in the emergency in unconscious state. Discuss the differential diagnosis, How you will investigate the case. 5+5

**Group-C**

3. Answer in brief on *any five* of the following : 5 x 4
- |                                   |   |
|-----------------------------------|---|
| a) Obsessive compulsive disorder. | b) Leptospirosis.                       |
| c) Treatment of osteoporosis.     | d) Anaemia in CKD.                      |
| e) Myxedema coma.                 | f) 3 <sup>rd</sup> Cranial Nerve palsy. |
| g) Hepatic encephalopathy.        |   |

**Group-D**

4. Write short notes on (*any five*): 5 x 4
- |                                       |                                      |
|---------------------------------------|--------------------------------------|
| a) Amyotrophic lateral sclerosis.     | b) Rheumatic chorea.                 |
| c) Complication of Dengue fever.      | d) Toxic epidermal necrolysis (TEN). |
| e) Clinical feature of schizophrenia. | f) Adrenal crisis.                   |
| g) Treatment of atrial fibrillation.  |                                      |

**The West Bengal University of Health Sciences**  
**M.B.B.S. 3rd Professional Part – II Examination, 2018**

Subject: Surgery  
Paper: I

Full Marks: 60  
Time: 2½ hrs.

*Use separate answer script for each group*  
*Attempt all questions. The figures in the margin indicate full marks.*

**Group-A**

1. A 40 year old man presents with a nonhealing ulcer over the lower part of his inferior extremity .What are the causes? How will you investigate the case? What are the surgical considerations of diabetic foot ulcer? (No operative details) 3+7+5

**Group-B**

2. a) A 25 years old female, recently married, presents with sudden pain over the right Lower abdomen. How will you take up the case to come at a diagnosis? Outline the management of acute appendicitis (No operative details). 10+5

or

- b) What are the causes of Intra abdominal lump in the region of epigastrium? Discuss the management of Hydatid cyst of the liver. 5+10

**Group-C**

3. Write short notes on (*any three*) of the following : 3 x 5
  - a) Diagnostic peritoneal Lavage.
  - b) Colostomy.
  - c) Molecular subtypes of Breast carcinoma.
  - d) Intussusception.
  - e) Amoebic Liver Abscess.

**Group-D**

4. Answer in brief on *any three* of the following : 3 x 5
  - a) Myositis ossificans.
  - b) Fracture patella.
  - c) Complications of colles' fracture.
  - d) Pathological fracture.
  - e) Giant cell tumour.

*[Signature]*  
10.01.18

Library

5 / 18

**The West Bengal University of Health Sciences  
M.B.B.S. 3rd Professional Part – II Examination, 2018**

Subject: Surgery  
Paper: II

Full Marks: 60  
Time: 2½ hrs.

*Use separate answer script for each group*

*Attempt all questions. The figures in the margin indicate full marks.*

**Group-A**

1. What are the different forms of Renal Calculi? Discuss the clinical presentation and its management of a stone in the Renal pelvis. 5+10

**Group-B**

2. a) What is ANDI to classify benign lesions of the Breast? Discuss the management of discharge from the nipple. 7+8

or

- b) Classify Thyroid neoplasm. Discuss the management of solitary thyroid nodule, 3 cm in size of a 30 years old female. 5+10

**Group-C**

3. Answer in brief on **any three** of the following : 3 x 5

- |                    |                        |            |
|--------------------|------------------------|------------|
| a) Lucid interval. | b) Thyroid storm.      | c) Ranula. |
| d) E.R.C.P.        | e) Testicular torsion. |            |

**Group-D**

4. Write short notes on (**any three**) : 3 x 5

- a) PSA.
- b) Brachytherapy.
- c) Biomarkers.
- d) Triage.
- e) Regional anesthesia.

8  
11.01.18

**The West Bengal University of Health Sciences**  
**M.B.B.S. 3rd Professional Part – II Examination, 2018**

**Subject: Paediatrics including Neonatology**

**Time: 2 hrs.**

**Full Marks: 40**

*Use separate answer script for each group*  
*Attempt all questions. The figures in the margin indicate full marks.*

**Group-A**

1. Discuss the process of vitamin D absorption and metabolism. Mention the clinical and radiological features of Vitamin D deficient Rickets. 5+5

**Group-B**

2. Write briefly on the following (*any two*): 2 x 5
- a) 'Warm chain' in New born.
  - b) Differentiation of Jitteriness from convulsion in Neonate.
  - c) Clinical features and management of Acute Bronchiolitis in 6 months old infant.

**Group-C**

3. Write short notes on (*any three*) of the following: 3 x 4
- a) Baby of 3 days old, mother having chickenpox.
  - b) MMR vaccine.
  - c) Febrile convulsion.
  - d) Indications of renal biopsy in Nephrotic syndrome.

**Group-D**

4. A two year old child presented in the emergency room with history of sudden onset of difficulty in breathing. What is the probable diagnosis? How will you diagnose and manage such case? 2+6

G. SURGERY

# MEDICAL COUNCIL OF INDIA

POCKET-14, SECTOR-8, DWARKA, NEW DELHI-110075

Certificate of Registration of Additional Qualification(s) u/s 26 of the  
Indian Medical Council Act, 1956

No. 4940

Date 17.03.2007

I hereby certify that the following additional qualification(s) as shown in column 4 below has/have been entered  
in the Indian Medical Register.

Name	Qualification as entered in the Indian Medical Register	Regn. No. Date and State Medical Council with which registered.	Additional qualification entered in the Indian Medical Register	Address
1	2	3	4	5
SYED HASAN HARRIS	M.B.B.S. (U. Aligarh Muslim) 1994	13750 20.04.1995 MCI	M.S.(Gen. Surgery) (U. Aligarh Muslim) 1999	Hafeez Manzil, Marris Road, Aligarh, U.P.-202 001.



LT. COL(DR) A.R.N.SETALVAD(RETD).

Registrar,  
Medical Council of India

Only recognised qualification (i.e. included in the schedules) are mentioned.

Self attested  
Signature of  
29/01/2018  
(Dr. S. H. HARRIS)

Dr. Sumanta Kumar Ghosh  
माध्याह्निक एवं विषाग्ध्यक्ष/Professor  
शल्य चिकित्सा विभाग/Dept. of  
क.रा.बी.स्नो नि वि.एच.एस.स.  
आ.म.नशा क.रा.बी.ए.आ.  
व्य.सं.के. (पु.सं.) जका. को.सं.  
ESI-PGIMSRI, ESIC Medical Coll  
ESI-Hosp. & ODC (EZ), Joka, Kolkata-700 032.

29/01/2018  
Dr. S. H. HARRIS

# WEST BENGAL MEDICAL COUNCIL

8 Lyons Range, Third Floor  
Kolkata - 700 001

## Updated Registration Certificate- 2009-2010

Registration No. : 49490  
Date of Original Registration : 30-04-1982  
Name : GHOSH  
DR. SUMANTA KUMAR  
Father's Name : PRASANTA KUMAR GHOSH  
Sex : Male  
Address : Permanent : MISSION GROUND,  
BISHNUPUR,  
BANKURA - 722 122.  
Present : "MANIKARN APARTMENT", FLAT NO. 6 EB,  
3B RAMMOHAN MALLICK GARDEN LANE,  
KOLKATA - 700 010.  
Qualification : Basic : M B B S (Calcutta University), 1992  
Additional : M S ( Genl. Surg. ) (Calcutta University), 1996  
• [ Regd on 18-02-2010 ]



Signature of Applicant Full : Sumanta Kumar Ghosh  
Specimen : Sumanta Kumar Ghosh

Date : 13-11-2010

(D.K.Ghosh)  
Registrar



क.रा.बी.-स्ना.वि. एवं अनु.सं., क.रा.बी. नि.  
आ. म. तथा क.रा.बी. नि. अ. एवं  
व्य.रो.के. (पू.क्षे.) जका, कोलकाता-104  
ESI-PGIMSR, ESIC Medical College and  
ESIC Hosp. & ODC (EZ), Joka, Kolkata-104

डॉ. सुमंत कुमार घोष  
Dr. Sumanta Kumar Ghosh  
प्राध्यापक एवं विभागाध्यक्ष/Professor & HOD  
शल्य चिकित्सा विभाग/Dept. of Surgery  
क.रा.बी. स्ना.वि. एवं अनु.सं., क.रा.बी. नि.  
आ. म. तथा क.रा.बी. नि. अ. एवं  
व्य.रो.के. (पू.क्षे.), जका, कोलकाता-104  
ESI-PGIMSR, ESIC Medical College and  
ESIC Hosp. & ODC (EZ), Joka, Kolkata-104

# MEDICAL COUNCIL OF INDIA

POCKET-14, SECTOR-8, DWARKA, NEW DELHI-110077

## Indian Medical Register Certificate


Certificate No. MCI-IMR-15/552

Name & Father's Name	Qualification(Univ) Year	Regn. No. & Date	State	Address
KESHKAR SANJAY KUMAR (Bhagwat Prasad Keshkar)	MBBS (U.R.Durga) - 1994 MS (Orthopaedics) (U.Rani Durgawati Vishwavidyalaya, Jabalpur) -1998	12920 (28.04.1994)	MADHYA PRADESH	BILASPURM. P - 495 001

Your name is borne/will be borne on the Indian Medical Register (Supplement for the year 1994)



*Sanjay Kumar*



New Delhi

*Dr. Sumant Kumar Ghosh*  
27.1.2018

डॉ. सुमंत कुमार घोष  
Dr. Sumanta Kumar Ghosh  
प्राध्यापक एवं विभागाध्यक्ष/Professor & HOD  
शल्य चिकित्सा विभाग/Dept. of Surgery

Under Section 27 of the Indian Medical Council Act, 1956 every person whose name is for the time being borne on the Indian Medical Register shall be entitled to practice medicine in any part of India.

व्य.रो.के. (पू.क्ष.), जोका, कोलकाता-104  
ESIC Hospital, ESIC Medical College and  
ESIC Hosp & ODC (E.Z.), Joka, Kolkata

*Ashok Kumar Harit*  
Ashok Kumar Harit  
Deputy Secretary(Admin.)  
Medical Council of India  
(This certificate is digitally Signed)  
Dated: 13.04.2018

*Dr. S. KESHKAR*  
29/1/18

ज.रो.बा. वि. नि. अ. एवं  
आ. म. तय  
व्य.रो.के. (पू.क्ष.), जोका, कोलकाता-104  
ESIC Hospital, ESIC Medical College and  
ESIC Hosp & ODC (E.Z.), Joka, Kolkata

# CERTIFICATE OF REGISTRATION

ARAB COUNCIL OF MEDICINE

Certificate Number. 36404.

The 31st JANUARY, 2007.

NAME WITH FATHER'S NAME.	PERMANENT	ADDRESS AND APPOINTMENT IF IN SERVICE.	DATE AND PLACE OF REGISTRATION.	QUALIFICATIONS AND DATES THEREOF.
	PRESENT			
VIBHUTI BHUSHAN, S/O AWADH KISHORE - PRASAD.		AT+P.O.: - PATEL NAGAR, WARISALIGANT, DIST:- NAWADA-805130. (BIHAR).	31.1.2007.  PATNA.	M.B.B.S. (B.H.U.) 2000. M.S. (GENERAL SURGERY) (BANARAS HINDU UNIV.) 2004-  31.1.07 Registrar

It is hereby certified that this is a true copy of the entries in columns 2, 3, 4 and 5 of the Register of Registered Practitioners in respect of the name specified above.

Vibhuti Bhushan

me. Dr. Vishnu Ghosh

n. Vibhuti Bhushan Ghoshal

Every Registered Medical Practitioner should be careful to send to the Registrar immediate notice of any change in his address, and also to answer all enquiries that may be sent to him by the Registrar in

31 REGISTRAR  
GENERAL COUNCIL OF MEDICAL REGISTRATION

**REGISTRAR**

*Handwritten:* 31.1.07


घोष  
 ar Ghosh  
 Professor & HOD  
 of Surgery  
 क. रा. वी. नि.  
 अ. एवं  
 लकाता-104  
 College and  
 Kolkata-104



Asiatic Council Of Medical Registration  
**CERTIFICATE OF REGISTRATION.**

Certificate No. 1111

OFFICE OF THE ASIATIC COUNCIL OF MEDICAL  
 REGISTRATION, CHINA



Stamp

The 11th day of January, 1922

Name	Address in Application	Descript of Occupation	Qualifications and other Notes
<u>Dr. H. H. H. H. H.</u>	<u>Shanghai, China</u>	<u>Physician</u>	<u>Graduated from the University of Medicine, Shanghai, China</u>

It is hereby certified that this is a true copy of the entries of the above-named person in entries 2, 3, 4 and 5 of the Register of Registered Practitioners.

[Signature]  
 Registrar

**IMPORTANT NOTICE**

Every Registered Medical Practitioner should be careful to send to the Registrar, Shanghai, notice of any change in his address and also answer all inquiries that may be sent to him by the Registrar in regard to his name, in order that the same may be distributed to the Register of Registered Practitioners, published by Section III of the Asiatic Medical Act, 1911, such practitioners in failure to have the same entered from the Register of Registered Practitioners.

A copy of Asiatic Medical Register shows the names and addresses will be supplied you, by every person registered, provided that before the end of the year of publication applications be made for such copy to the Registrar accompanied with payment for each copy for postal charge.

After the publication of the names in the ANNUAL MEDICAL REGISTER, the Registrar of the Register shall be the legal Register of Registrations.



*Prithvi Ballabh*

# ASSAM MEDICAL COUNCIL

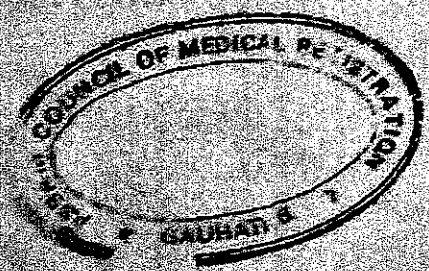
Certificate of Registration of Additional Qualification.

Certificate No. 547

OFFICE OF THE ASSAM MEDICAL COUNCIL  
SHIMLONG *Guwahati*

The 5th March 1986

Name	Address	Date & Place of Registration	Qualification (Additional)	Original Registration No.
1	2	3	4	5
<i>Bhattacharjee, Prithwiraj</i>	<i>Sreenagar Colony, Madhupur Silchar-2 Assam.</i>	<i>5/3/1986 Guwahati</i>	<i>MT. D (General Medicine) (Dib 2) 1985</i>	<i>875</i>



*Registrar.*

*Pn/kaj Bhattacharjee  
29/1/18*

PROFORMA - 4

CF. Sr. No. CGMC 200

छत्तीसगढ़ आयुर्विज्ञान परिषद्  
CHHATTISGARH MEDICAL COUNCIL  
CERTIFICATE OF REGISTRATION



(U/s-11 (5) of the C.G. Ay. Parishad Adhiniyam, 1987, C.G. Govt. Adaptation order 2001)


1. REGISTRATION NO. C.G.M.C. /962/2007.
2. NAME OF THE DR. LAKHANI SINGH.
3. DATE OF BIRTH 01.07.1971
4. FATHER'S NAME SHRI. NIRUP SINGH.
5. QUALIFICATION M.B.B.S. (MARCH, 1995), BARKATULLAH UNIVERSITY, BHOPAL (M.P.)  
M.D. (MEDICINE, OCT, -1999), D.A. VISHWAVIDYALAYA, INDORE (M.P.)
6. MEDICAL COLLEGE M.B.B.S.:- GANDHI MEDICAL COLLEGE, BHOPAL (M.P.)  
M.D.:- M.G.M. MEDICAL COLLEGE, INDORE (M.P.)
7. DATE OF COMPLETION OF INTERNSHIP 29.03.1996
8. PERMANENT ADDRESS A/4, OM ZONE COLONY, MANGLA, BILASPUR (C.G.)
9. DATE OF REGISTRATION 09.08.2007
10. REMARKS RECIPROCAL  
Originally Registered with the M.P. MEDICAL COUNCIL, BHOPAL (M.P.)  
Regn. No. 14375 dt. 30.03.1996 & 22.11.

It is hereby certified that this is a true copy of the entries made in columns from 1 to 9 of the State Medical Register in respect of the name specified above.

*[Signature]*  
REGISTRAR  
C.G. MEDICAL COUNCIL, RAIPUR  
CHHATTISGARH MEDICAL COUNCIL,  
RAIPUR

IMPORTANT NOTICE

Every registered medical practitioner should take careful to send the registrar immediate notice of a change in his address, and also to answer all inquiries that may be sent to him by the Registrar in regard thereto, in order that his correct address may be inserted in the Medical Register.



*[Signature]*  
29/11/06



# WEST BENGAL MEDICAL COUNCIL

IB 196, Sector-III, Salt Lake

Kolkata - 700 106

## Updated Registration Certificate- 2014-2015

Registration No. : 59295  
Date of Original Registration : 09-12-2003  
Name : SOM  
DR. MS. RIMI  
Father's Name : MR. BHAJAN SOM  
Sex : Female  
Address : Permanent : P - 126, SENHATI,  
PO : BEHALA  
KOLKATA - 700034  
WEST BENGAL INDIA



Present : P - 126, SENHATI,  
PO : BEHALA  
KOLKATA - 700034  
WEST BENGAL INDIA

Qualification : Basic : M B B S (Calcutta University), 2003  
Additional : M D ( Genl. Med. ) (West Bengal University of Health Sciences), 2008  
● [ Regd on 29-06-2011 ]

Signature of Applicant Full : Rimi Som  
Specimen : Rimi Som

Date : 02-01-2016

*Rimi Som Sengupta*  
*29-1-16*

Registrar, WBMC





# WEST BENGAL MEDICAL COUNCIL

IB 196, Sector-III, Salt Lake  
Kolkata - 700 106

## Updated Registration Certificate- 2014-2015

Registration No. : 35510  
Date of Original Registration : 28-08-1976  
Name : MANDAL  
DR. TAPASKUMAR  
Father's Name : LATE DHIRENDRA NATH MONDAL  
Sex : Male  
Address : Permanent : 46, SOUTH ROAD, SANTOSH PUR,  
KOLKATA - 700075  
WEST BENGAL INDIA




Present : 46, SOUTH ROAD, SANTOSH PUR,  
KOLKATA - 700075  
WEST BENGAL INDIA

Qualification : Basic : M B B S (Calcutta University), 1976  
Additional : M D ( Genl. Med. ) (Calcutta University), 1979  
• [ Regd on 30-01-2008 ]

Signature of Applicant Full : *Tapas Kumar Mondal*  
Specimen : *Tapas Kumar Mondal*

Date : 30-10-2015

  
Registrar, WBMC



*Exh Mondal*